

NUMBERED KEY CANVASS

Benton County, Oregon
 Special Election
 May 17, 2011

RUN DATE:05/31/11 02:19 PM

REPORT-EL52

PAGE 0001

	TOTAL	PERCENT		TOTAL	PERCENT
01 = REGISTERED VOTERS - TOTAL	48,091		03 = VOTER TURNOUT - TOTAL		39.13
02 = BALLOTS CAST - TOTAL	18,818				
	01	02	03		
0001 01A	208	. 143	68.75		
0002 01B	3968	1987	50.08		
0003 02A	156	. 68	43.59		
0004 02B	1979	. 501	25.32		
0005 03A	2981	1303	43.71		
0006 03B	556	. 212	38.13		
0007 04A	56	. 35	62.50		
0008 04B	1849	. 486	26.28		
0009 05A	2558	1093	42.73		
0010 05B	91	. . 5	5.49		
0011 06	2790	1454	52.11		
0012 07A	3524	2135	60.58		
0013 07B	112	. 76	67.86		
0014 08	4076	2519	61.80		
0015 09	2774	1345	48.49		
0016 10A	2205	. 644	29.21		
0017 10B	273	. 86	31.50		
0018 11A	834	. 172	20.62		
0019 11B	3526	. 660	18.72		
0020 12	448	. 79	17.63		
0021 13	297	. 90	30.30		
0022 14	629	. 251	39.90		
0023 15	2751	. 956	34.75		
0024 16A	571	. 149	26.09		
0025 16B	1335	. 392	29.36		
0026 17A	847	. 234	27.63		
0027 17B	2317	. 690	29.78		
0028 18A	16	. . 2	12.50		
0029 18B	1415	. 291	20.57		
0030 19A	1492	. 406	27.21		
0031 19B	67	. 25	37.31		
0032 20	1390	. 329	23.67		

=====

NUMBERED KEY CANVASS

Benton County, Oregon
 Special Election
 May 17, 2011

RUN DATE:05/31/11 02:19 PM

REPORT-EL52 PAGE 0002

		VOTES	PERCENT			VOTES	PERCENT
Director, Zone 2 LANE COMMUNITY COLLEGE DISTRICT [For complete results, contact Lane County]							
Vote For 1							
01 = Robert L Ackerman		139	100.00	03 = OVER VOTES		0	
02 = WRITE-IN		0		04 = UNDER VOTES		76	

	01	02	03	04			

0021 13	56	0	0	34			
0032 20	83	0	0	42			
=====							

NUMBERED KEY CANVASS

Benton County, Oregon
 Special Election
 May 17, 2011

RUN DATE:05/31/11 02:19 PM

REPORT-EL52

PAGE 0003

Director, Zone 5 LANE COMMUNITY COLLEGE DISTRICT [For complete results, contact Lane County]
 Vote For 1
 01 = Pat Albright
 02 = WRITE-IN

VOTES PERCENT
 135 100.00
 0

03 = OVER VOTES
 04 = UNDER VOTES

VOTES PERCENT
 0
 80

	01	02	03	04
0021 13	55	0	0	35
0032 20	80	0	0	45

=====

NUMBERED KEY CANVASS

Benton County, Oregon
 Special Election
 May 17, 2011

RUN DATE:05/31/11 02:19 PM

REPORT-EL52

PAGE 0004

VOTES PERCENT

VOTES PERCENT

Director, Position 6, At-Large

LANE COMMUNITY COLLEGE DISTRICT [For complete results, contact Lane County]

Vote For 1

01 = Rosie Pryor

02 = William Gehling

03 = WRITE-IN

86 60.99

55 39.01

0

04 = OVER VOTES

05 = UNDER VOTES

0

74

 01 02 03 04 05

0021 13

41 19 0 0 30

0032 20

45 36 0 0 44

=====

NUMBERED KEY CANVASS

Benton County, Oregon
 Special Election
 May 17, 2011

RUN DATE:05/31/11 02:19 PM

REPORT-EL52

PAGE 0005

VOTES PERCENT

VOTES PERCENT

Director, Position 7, At-Large

LANE COMMUNITY COLLEGE DISTRICT [For complete results, contact Lane County]

Vote For 1

01 = Doug Nelson

02 = Tony McCown

03 = WRITE-IN

81 62.31

49 37.69

0

04 = OVER VOTES

05 = UNDER VOTES

0

85

 01 02 03 04 05

0021 13

42 16 0 0 32

0032 20

39 33 0 0 53

=====

NUMBERED KEY CANVASS

Benton County, Oregon
 Special Election
 May 17, 2011

RUN DATE:05/31/11 02:19 PM

REPORT-EL52 PAGE 0006

VOTES PERCENT

VOTES PERCENT

Director, Zone 2-3 (B)

LINN-BENTON COMMUNITY COLLEGE, ZONE 2-3 [For complete results, contact Linn County]

Vote For 1

- 01 = Dick Running
- 02 = Kate Foster
- 03 = WRITE-IN

706 67.56
 327 31.29
 12 1.15

- 04 = OVER VOTES
- 05 = UNDER VOTES

1
 79

	01	02	03	04	05
0018 11A	131	38	2	0	1
0019 11B	419	206	7	0	28
0028 18A	1	1	0	0	0
0029 18B	155	82	3	1	50

=====

NUMBERED KEY CANVASS

Benton County, Oregon
 Special Election
 May 17, 2011

RUN DATE:05/31/11 02:19 PM

REPORT-EL52 PAGE 0007

VOTES PERCENT

VOTES PERCENT

Director, Zone 6-7 (B)

LINN-BENTON COMMUNITY COLLEGE, ZONE 6-7 [For complete results, contact Linn County]

Vote For 1

01 = Keith Frome

02 = Mina R McDaniel

03 = WRITE-IN

4,935 59.82

3,239 39.26

76 .92

04 = OVER VOTES

05 = UNDER VOTES

3

5,109

	01	02	03	04	05
0001 01A	54	30	0	0	59
0002 01B	782	426	13	0	766
0003 02A	18	21	1	0	28
0004 02B	179	137	3	1	181
0005 03A	471	289	9	0	534
0006 03B	77	47	1	0	87
0007 04A	12	11	0	0	12
0008 04B	160	160	1	0	165
0009 05A	328	320	6	0	439
0010 05B	2	0	0	0	3
0011 06	515	381	17	2	539
0012 07A	821	520	14	0	780
0013 07B	30	12	0	0	34
0014 08	956	580	6	0	977
0015 09	530	305	5	0	505

=====

NUMBERED KEY CANVASS

Benton County, Oregon
 Special Election
 May 17, 2011

RUN DATE:05/31/11 02:19 PM

REPORT-EL52

PAGE 0008

		VOTES	PERCENT			VOTES	PERCENT
Director, Position 3 ALSEA SCHOOL DISTRICT 7J							
Vote For 1							
01 = Nicole M DiStefano		145	69.38	03 = OVER VOTES		0	
02 = WRITE-IN		64	30.62	04 = UNDER VOTES		42	

	01	02	03	04			

0022 14	145	64	0	42			
=====							

NUMBERED KEY CANVASS

Benton County, Oregon
 Special Election
 May 17, 2011

RUN DATE:05/31/11 02:19 PM

REPORT-EL52

PAGE 0009

		VOTES	PERCENT			VOTES	PERCENT
Director, Position 4 ALSEA SCHOOL DISTRICT 7J							
Vote For 1							
01 = Valerie Drill		72	30.13				
02 = Tim Olsen		166	69.46	04 = OVER VOTES		0	
03 = WRITE-IN		1	.42	05 = UNDER VOTES		12	

	01	02	03	04	05		

0022 14	72	166	1	0	12		
=====							

NUMBERED KEY CANVASS

Benton County, Oregon
 Special Election
 May 17, 2011

RUN DATE:05/31/11 02:19 PM

REPORT-EL52

PAGE 0010

		VOTES	PERCENT			VOTES	PERCENT
Director, Position 5 ALSEA SCHOOL DISTRICT 7J							
Vote For 1							
01 = George Foster		181	89.16	03 = OVER VOTES		0	
02 = WRITE-IN		22	10.84	04 = UNDER VOTES		48	

	01	02	03	04			

0022 14	181	22	0	48			
=====							

Lane County, Oregon
 Special District Election
 May 17, 2011

Official Final Results

ALSEA SCHOOL DISTRICT #7J Director, Position 3

Vote for 1

- 01 = Nicole M Distefano
- 02 = WRITE-IN

VOTES	PERCENT
2	50.00
2	50.00

03 = OVER VOTES
 04 = UNDER VOTES

VOTES	PERCENT
0	
0	


01	02	03	04
2	2	0	0

0103 Mapleton

I certify that the votes recorded on this abstract correctly summarize the tally of votes cast at the election indicated.

Cheryl L. Betschart, County Clerk
 Lane County, Oregon

6-2, 20 11



Lane County, Oregon
 Special District Election
 May 17, 2011

Official Final Results

ALSEA SCHOOL DISTRICT #7J Director, Position 4

VOTES PERCENT

VOTES PERCENT

Vote for 1

01 = Valerie Drill

02 = Tim Olsen

03 = WRITE-IN

3 75.00

1 25.00

0

04 = OVER VOTES

05 = UNDER VOTES

0

0

 01 02 03 04 05


0103 Mapleton

3 1 0 0 0

I certify that the votes recorded on this abstract correctly summarize the tally of votes cast at the election indicated.

 Cheryl L. Betschart, County Clerk
 Lane County, Oregon

6-2, 2011



Lane County, Oregon
 Special District Election
 May 17, 2011

Official Final Results

ALSEA SCHOOL DISTRICT #7J Director, Position 5

Vote for 1

01 = George Foster

02 = WRITE-IN

VOTES PERCENT

4 100.00
 0

03 = OVER VOTES
 04 = UNDER VOTES

VOTES PERCENT

0
 0

 01 02 03 04


4 0 0 0

0103 Mapleton

I certify that the votes recorded on this abstract correctly summarize the tally of votes cast at the election indicated.

 Cheryl L. Betschart, County Clerk
 Lane County, Oregon

6-2, 20 11



NUMBERED KEY CANVASS

Benton County, Oregon
 Special Election
 May 17, 2011

RUN DATE:05/31/11 02:19 PM

REPORT-EL52

PAGE 0011

Director, Position 1 CENTRAL SCHOOL DISTRICT 13J [For complete results, contact Polk County]

Vote For 1

01 = Preston Baxter
 02 = Steven F Moser
 03 = WRITE-IN

VOTES PERCENT

1 33.33
 2 66.67
 0

04 = OVER VOTES
 05 = UNDER VOTES

VOTES PERCENT

0
 2

01	02	03	04	05
1	2	0	0	2

0023 15

=====

NUMBERED KEY CANVASS

Benton County, Oregon
 Special Election
 May 17, 2011

RUN DATE:05/31/11 02:19 PM

REPORT-EL52

PAGE 0012

Director, Position 3 CENTRAL SCHOOL DISTRICT 13J [For complete results, contact Polk County]
 Vote For 1
 01 = Steve Love
 02 = WRITE-IN

VOTES PERCENT
 4 100.00
 0

03 = OVER VOTES
 04 = UNDER VOTES

VOTES PERCENT
 0
 1

01	02	03	04
4	0	0	1

0023 15

=====

NUMBERED KEY CANVASS

Benton County, Oregon
Special Election
May 17, 2011

RUN DATE:05/31/11 02:19 PM

REPORT-EL52

PAGE 0013

	VOTES	PERCENT		VOTES	PERCENT
Director, Position 5 CENTRAL SCHOOL DISTRICT 13J [For complete results, contact Polk County]					
Vote For 1					
01 = Kathy Zehner	4	100.00	03 = OVER VOTES	0	
02 = WRITE-IN	0		04 = UNDER VOTES	1	

01	02	03	04

4	0	0	1

0023 15

=====

NUMBERED KEY CANVASS

Benton County, Oregon
 Special Election
 May 17, 2011

RUN DATE:05/31/11 02:19 PM

REPORT-EL52

PAGE 0014

Director, Position 7 CENTRAL SCHOOL DISTRICT 13J [For complete results, contact Polk County]
 Vote For 1
 01 = Mary H Shellenbarger
 02 = WRITE-IN

VOTES PERCENT
 3 100.00
 0

03 = OVER VOTES
 04 = UNDER VOTES

VOTES PERCENT
 0
 2

01	02	03	04
3	0	0	2

0023 15

=====

NUMBERED KEY CANVASS

Benton County, Oregon
 Special Election
 May 17, 2011

RUN DATE:05/31/11 02:19 PM

REPORT-EL52 PAGE 0015

				VOTES	PERCENT			VOTES	PERCENT
Director, Position 2 CORVALLIS SCHOOL DISTRICT 509J									
Vote For 1									
01 = Judy K Ball				5,049	43.20	04 = WRITE-IN		59	.50
02 = Peter Leung				3,324	28.44	05 = OVER VOTES		11	
03 = Rick Osborn				3,256	27.86	06 = UNDER VOTES		3,622	

	01	02	03	04	05	06
0001 01A	40	39	20	0	0	44
0002 01B	596	402	398	7	0	584
0003 02A	23	16	14	0	0	15
0004 02B	165	117	90	1	0	128
0005 03A	392	257	282	7	1	364
0006 03B	57	60	36	2	0	57
0007 04A	12	5	11	0	0	7
0008 04B	197	100	80	0	3	106
0009 05A	339	226	221	7	0	300
0010 05B	2	0	1	0	0	2
0011 06	479	283	301	12	2	377
0012 07A	679	479	461	6	1	509
0013 07B	25	17	17	0	0	17
0014 08	861	499	519	6	1	633
0015 09	410	275	279	4	0	377
0020 12	22	27	19	0	0	11
0024 16A	61	37	45	1	0	5
0025 16B	148	115	101	0	0	18
0026 17A	104	55	60	3	0	12
0027 17B	269	202	167	2	1	43
0030 19A	157	106	127	1	2	13
0031 19B	11	7	7	0	0	0

=====

NUMBERED KEY CANVASS

Benton County, Oregon
 Special Election
 May 17, 2011

RUN DATE:05/31/11 02:19 PM

REPORT-EL52

PAGE 0016

		VOTES PERCENT				VOTES PERCENT	
Director, Position 3 CORVALLIS SCHOOL DISTRICT 509J							
Vote For 1							
01 = Anne Schuster		8,240	98.20	03 = OVER VOTES		2	
02 = WRITE-IN		151	1.80	04 = UNDER VOTES		6,928	

		01	02	03	04		

0001	01A	72	0	0	71		
0002	01B	1031	17	0	939		
0003	02A	26	0	0	42		
0004	02B	278	5	1	217		
0005	03A	662	14	0	627		
0006	03B	118	4	0	90		
0007	04A	21	1	0	13		
0008	04B	255	4	0	227		
0009	05A	537	10	0	546		
0010	05B	2	0	0	3		
0011	06	728	22	1	703		
0012	07A	1089	20	0	1026		
0013	07B	40	0	0	36		
0014	08	1309	21	0	1189		
0015	09	704	13	0	628		
0020	12	53	1	0	25		
0024	16A	103	2	0	44		
0025	16B	270	2	0	110		
0026	17A	175	2	0	57		
0027	17B	479	8	0	197		
0030	19A	276	5	0	125		
0031	19B	12	0	0	13		

=====

NUMBERED KEY CANVASS

Benton County, Oregon
 Special Election
 May 17, 2011

RUN DATE:05/31/11 02:19 PM

REPORT-EL52

PAGE 0017

		VOTES	PERCENT			VOTES	PERCENT
Director, Position 6 CORVALLIS SCHOOL DISTRICT 509J							
Vote For 1							
01 = Lisa Corrigan		7,989	98.27	03 = OVER VOTES		3	
02 = WRITE-IN		141	1.73	04 = UNDER VOTES		7,188	

	01	02	03	04

0001 01A	73	0	1	69
0002 01B	989	14	0	984
0003 02A	24	0	0	44
0004 02B	268	5	1	227
0005 03A	629	14	0	660
0006 03B	114	4	0	94
0007 04A	21	0	0	14
0008 04B	250	6	0	230
0009 05A	514	10	0	569
0010 05B	1	0	0	4
0011 06	711	20	0	723
0012 07A	1055	15	0	1065
0013 07B	39	0	0	37
0014 08	1277	20	0	1222
0015 09	696	11	1	637
0020 12	51	1	0	27
0024 16A	104	1	0	44
0025 16B	268	2	0	112
0026 17A	173	3	0	58
0027 17B	466	7	0	211
0030 19A	255	8	0	143
0031 19B	11	0	0	14

=====

NUMBERED KEY CANVASS

Benton County, Oregon
 Special Election
 May 17, 2011

RUN DATE:05/31/11 02:19 PM

REPORT-EL52

PAGE 0018

		VOTES		PERCENT		VOTES		PERCENT	
Director, Position 7 CORVALLIS SCHOOL DISTRICT 509J									
Vote For 1									
01 =	Curtis M Clark	1,154	10.97	04 =	WRITE-IN	83	.79		
02 =	Chris Rochester	5,643	53.63	05 =	OVER VOTES	5			
03 =	Larry Pickard	3,643	34.62	06 =	UNDER VOTES	4,793			

		01	02	03	04	05	06		

0001	01A	12	58	23	0	0	50		
0002	01B	132	671	450	9	1	724		
0003	02A	6	27	13	0	0	22		
0004	02B	34	180	122	3	1	161		
0005	03A	99	399	331	10	0	464		
0006	03B	19	62	60	2	0	69		
0007	04A	0	16	9	0	0	10		
0008	04B	26	195	98	1	1	165		
0009	05A	54	352	246	10	0	431		
0010	05B	0	2	1	0	0	2		
0011	06	100	499	351	13	1	490		
0012	07A	131	872	445	11	0	676		
0013	07B	3	35	18	0	0	20		
0014	08	216	943	513	11	1	835		
0015	09	139	383	335	8	0	480		
0020	12	5	39	22	0	0	13		
0024	16A	11	74	52	0	0	12		
0025	16B	36	200	109	1	0	36		
0026	17A	30	111	72	0	0	21		
0027	17B	64	330	217	1	0	72		
0030	19A	37	179	148	3	0	39		
0031	19B	0	16	8	0	0	1		
=====									

NUMBERED KEY CANVASS

Benton County, Oregon
 Special Election
 May 17, 2011

RUN DATE:05/31/11 02:19 PM

REPORT-EL52

PAGE 0019

		VOTES	PERCENT			VOTES	PERCENT
Director, Zone 3 GREATER ALBANY PUBLIC SCHOOLS 8J							
Vote For 1							
01 = Lyle Utt		840	97.79	03 = OVER VOTES		0	
02 = WRITE-IN		19	2.21	04 = UNDER VOTES		266	

	01	02	03	04			

0018 11A	139	1	0	32			
0019 11B	494	16	0	150			
0028 18A	1	0	0	1			
0029 18B	206	2	0	83			
=====							

NUMBERED KEY CANVASS

Benton County, Oregon
 Special Election
 May 17, 2011

RUN DATE:05/31/11 02:19 PM

REPORT-EL52

PAGE 0020

		VOTES	PERCENT			VOTES	PERCENT
Director, At-Large #1 GREATER ALBANY PUBLIC SCHOOLS 8J							
Vote For 1							
01 = Frank Bricker		880	98.10	03 = OVER VOTES		0	
02 = WRITE-IN		17	1.90	04 = UNDER VOTES		228	

		01	02	03	04		

0018 11A		144	1	0	27		
0019 11B		511	13	0	136		
0028 18A		1	0	0	1		
0029 18B		224	3	0	64		

=====

NAME HEADING CANVASS

LINN COUNTY OREGON
SPECIAL ELECTION
MAY 17, 2011

FINAL AND OFFIC

RUN DATE:05/31/11 09:39 AM

REPORT-EL1

Director, Position 6 CORVALLIS SCHOOL DISTRICT #509J

WITH 2 OF 2 PRECINCTS REPORTING

Vote For 1

LCW
ior
srI
arT OV UV
iE VO NO
g- ET DT
aI RE EE
n N S RS
(NON) (NON)

0029 040	2	0	0	0
0032 044	123	0	0	40
CANDIDATE TOTALS	125			40
CANDIDATE PERCENT	75.75			24.24

Director, Position 7 CORVALLIS SCHOOL DISTRICT #509J

WITH 2 OF 2 PRECINCTS REPORTING

Vote For 1

CR
ho W
rc LP R
CMC ih al I
ul se rc T OV UV
ra s rk E VO NO
tr t ya - ET DT
ik e r I RE EE
s r d N S RS
(NON) (NON) (NON) (NON)

0029 040	0	1	1	0	0	0
0032 044	32	46	61	0	0	24
CANDIDATE TOTALS	32	47	62			24
CANDIDATE PERCENT	19.39	28.48	37.57			14.54



Director, Position 2 CORVALLIS SCHOOL DISTRICT #509J

WITH 2 OF 2 PRECINCTS REPORTING

Vote For 1


	J K B	P L	R O	I	O V	U V
	u a d	e e l	c b t	E	V O	N O
	d l e n	t u k o	r	- I	E T R E	D T E E
	y l r g	n	N	S	R S	
	(NON)	(NON)	(NON)	(NON)		
0029 040	2	0	0	0	0	0
0032 044	57	37	44	0	0	25
CANDIDATE TOTALS	59	37	44			25
CANDIDATE PERCENT	35.75	22.42	26.66			15.15

Director, Position 3 CORVALLIS SCHOOL DISTRICT #509J

WITH 2 OF 2 PRECINCTS REPORTING

Vote For 1

	A S	W		
	n c	R		
	n h	I	O V	U V
	e u	T	V O	N O
	s	E	E T	D T
	t	- I	R E	E E
	e	r	S	R S
	(NON)	(NON)		
0029 040	2	0	0	0
0032 044	127	0	0	36
CANDIDATE TOTALS	129			36
CANDIDATE PERCENT	78.18			21.81



NUMBERED KEY CANVASS

Benton County, Oregon
Special Election
May 17, 2011

RUN DATE:05/31/11 02:19 PM

REPORT-EL52

PAGE 0021

Director, Position 2 HARRISBURG SCHOOL DISTRICT # 7 [For complete results, contact Linn County]

VOTES PERCENT

Vote For 1

01 = NO CANDIDATE FILED

0

03 = OVER VOTES

0

02 = WRITE-IN

0

04 = UNDER VOTES

5

01	02	03	04

0	0	0	5

0032 20

=====

NUMBERED KEY CANVASS

Benton County, Oregon
Special Election
May 17, 2011

RUN DATE:05/31/11 02:19 PM

REPORT-EL52

PAGE 0022

Director, Position 3 HARRISBURG SCHOOL DISTRICT # 7 [For complete results, contact Linn County]

VOTES PERCENT

Vote For 1

01 = Paul Christensen

5 100.00

03 = OVER VOTES

0

02 = WRITE-IN

0

04 = UNDER VOTES

0

01	02	03	04

5	0	0	0

0032 20

=====

NUMBERED KEY CANVASS

Benton County, Oregon
 Special Election
 May 17, 2011

RUN DATE:05/31/11 02:19 PM

REPORT-EL52

PAGE 0023

		VOTES	PERCENT			VOTES	PERCENT
Director, Zone 1 MONROE SCHOOL DISTRICT 1J							
Vote For 1							
01 = Jennifer L Gamache		337	97.12	03 = OVER VOTES		0	
02 = WRITE-IN		10	2.88	04 = UNDER VOTES		67	

	01	02	03	04			

0021 13	72	2	0	16			
0032 20	265	8	0	51			
=====							

NUMBERED KEY CANVASS

Benton County, Oregon
 Special Election
 May 17, 2011

RUN DATE:05/31/11 02:19 PM

REPORT-EL52

PAGE 0024

Director, Zone 2 MONROE SCHOOL DISTRICT 1J

Vote For 1

01 = Mylrea Estell

02 = WRITE-IN

VOTES PERCENT

321 98.47

5 1.53

03 = OVER VOTES

04 = UNDER VOTES

VOTES PERCENT

0

88

 01 02 03 04

0021 13 69 3 0 18
 0032 20 252 2 0 70

=====

NUMBERED KEY CANVASS

Benton County, Oregon
 Special Election
 May 17, 2011

RUN DATE:05/31/11 02:19 PM

REPORT-EL52

PAGE 0025

Director, Zone 3 MONROE SCHOOL DISTRICT 1J

Vote For 1

01 = Nancy C Burnett

02 = WRITE-IN

VOTES PERCENT

313 98.12

6 1.88

03 = OVER VOTES

04 = UNDER VOTES

VOTES PERCENT

0

95

 01 02 03 04

0021 13 69 2 0 19
 0032 20 244 4 0 76

=====

Lane County, Oregon
 Special District Election
 May 17, 2011

Official Final Results

	VOTES	PERCENT		VOTES	PERCENT
MONROE SCHOOL DISTRICT #1J Director, Zone 1					
2 yr unexpired term					
Vote for 1					
01 = Jennifer L Gamache	11	100.00	03 = OVER VOTES	0	
02 = WRITE-IN	0		04 = UNDER VOTES	6	

	01	02	03	04	

0012 Cheshire	11	0	0	6	

I certify that the votes recorded on this abstract correctly summarize the tally of votes cast at the election indicated.



Cheryl L. Betschart, County Clerk
 Lane County, Oregon

6-2, 20 11

Lane County, Oregon
 Special District Election
 May 17, 2011

Official Final Results


MONROE SCHOOL DISTRICT #1J Director, Zone 2

	VOTES	PERCENT		VOTES	PERCENT
Vote for 1					
01 = Mylrea Estell	11	100.00	03 = OVER VOTES	0	
02 = WRITE-IN	0		04 = UNDER VOTES	6	

	01	02	03	04	

0012 Cheshire	11	0	0	6	

I certify that the votes recorded on this abstract correctly summarize the tally of votes cast at the election indicated.



Cheryl L. Betschart, County Clerk
 Lane County, Oregon

6-2, 20 11

Lane County, Oregon
 Special District Election
 May 17, 2011

Official Final Results

MONROE SCHOOL DISTRICT #1J Director, Zone 3

Vote for 1

01 = Nancy C Burnett

02 = WRITE-IN

VOTES PERCENT

10 100.00
 0

03 = OVER VOTES
 04 = UNDER VOTES

VOTES PERCENT

0
 7

01	02	03	04	

10	0	0	7	

0012 Cheshire

I certify that the votes recorded on this abstract correctly summarize the tally of votes cast at the election indicated.

Cheryl L. Betschart, County Clerk
 Lane County, Oregon

6-2, 20 11



NUMBERED KEY CANVASS

Benton County, Oregon
 Special Election
 May 17, 2011

RUN DATE:05/31/11 02:19 PM

REPORT-EL52

PAGE 0026

		VOTES	PERCENT			VOTES	PERCENT
Director, Position 2 PHILOMATH SCHOOL DISTRICT 17J							
Vote For 1							
01 = Rose Cook		1,117	85.73	03 = OVER VOTES		1	
02 = WRITE-IN		186	14.27	04 = UNDER VOTES		393	

	01	02	03	04			

0016 10A	463	66	0	115			
0017 10B	58	2	0	26			
0023 15	591	112	1	247			
0025 16B	5	0	0	5			
0027 17B	0	6	0	0			
=====							

NUMBERED KEY CANVASS

Benton County, Oregon
 Special Election
 May 17, 2011

RUN DATE:05/31/11 02:19 PM

REPORT-EL52

PAGE 0027

				VOTES	PERCENT					VOTES	PERCENT	
Director, Position 4 PHILOMATH SCHOOL DISTRICT 17J												
Vote For 1												
01 = Don Cruise				797	49.32							
02 = Jim Damitio				469	29.02	05 = WRITE-IN				5	.31	
03 = Wendy Kincade				142	8.79	06 = OVER VOTES				17		
04 = Ronald D VanOrden				203	12.56	07 = UNDER VOTES				64		

	01	02	03	04	05	06	07
0016 10A	325	146	62	82	4	6	19
0017 10B	49	18	2	12	0	2	3
0023 15	414	305	76	104	1	9	42
0025 16B	5	0	2	3	0	0	0
0027 17B	4	0	0	2	0	0	0

=====

NUMBERED KEY CANVASS

Benton County, Oregon
 Special Election
 May 17, 2011

RUN DATE:05/31/11 02:19 PM

REPORT-EL52

PAGE 0028

		VOTES	PERCENT			VOTES	PERCENT
Director, Position 5 PHILOMATH SCHOOL DISTRICT 17J							
Vote For 1							
01 = Rick Wells		1,231	96.62	03 = OVER VOTES		1	
02 = WRITE-IN		43	3.38	04 = UNDER VOTES		422	

	01	02	03	04			

0016 10A	509	14	0	121			
0017 10B	56	1	0	29			
0023 15	656	28	1	266			
0025 16B	7	0	0	3			
0027 17B	3	0	0	3			

=====

NUMBERED KEY CANVASS

Benton County, Oregon
 Special Election
 May 17, 2011

RUN DATE:05/31/11 02:19 PM

REPORT-EL52

PAGE 0029

Director, Position 1

ADAIR RURAL FIRE PROTECTION DISTRICT

Vote For 1

- 01 = Kendall Manthe
- 02 = WRITE-IN

VOTES PERCENT

VOTES PERCENT

190 98.45 03 = OVER VOTES
 3 1.55 04 = UNDER VOTES

0
 51

	01	02	03	04
0020 12	58	2	0	19
0027 17B	132	1	0	32

0020 12
 0027 17B

=====

NUMBERED KEY CANVASS

Benton County, Oregon
 Special Election
 May 17, 2011

RUN DATE:05/31/11 02:19 PM

REPORT-EL52

PAGE 0030

Director, Position 2

ADAIR RURAL FIRE PROTECTION DISTRICT

Vote For 1

01 = Mary Wright

02 = WRITE-IN

VOTES PERCENT

VOTES PERCENT

183 96.32
 7 3.68

03 = OVER VOTES
 04 = UNDER VOTES

0
 54

	01	02	03	04
0020 12	57	5	0	17
0027 17B	126	2	0	37

0020 12

0027 17B

=====

NUMBERED KEY CANVASS

Benton County, Oregon
 Special Election
 May 17, 2011

RUN DATE:05/31/11 02:19 PM

REPORT-EL52

PAGE 0031

Director, Position 4

ALSEA RURAL FIRE PROTECTION DISTRICT

Vote For 1

- 01 = Mike Follett
- 02 = WRITE-IN

VOTES PERCENT

VOTES PERCENT

212 98.60 03 = OVER VOTES
 3 1.40 04 = UNDER VOTES

0
 33

01	02	03	04
212	3	0	33

0022 14

=====

NUMBERED KEY CANVASS

Benton County, Oregon
 Special Election
 May 17, 2011

RUN DATE:05/31/11 02:19 PM

REPORT-EL52

PAGE 0032

Director, Position 5
 ALSEA RURAL FIRE PROTECTION DISTRICT

VOTES PERCENT

VOTES PERCENT

Vote For 1

01 = Kevin T Weist
 02 = WRITE-IN

206 97.17 03 = OVER VOTES
 6 2.83 04 = UNDER VOTES

0
 36

01	02	03	04
206	6	0	36

0022 14

=====

NUMBERED KEY CANVASS

Benton County, Oregon
 Special Election
 May 17, 2011

RUN DATE:05/31/11 02:19 PM

REPORT-EL52

PAGE 0033

Director, Position 1
 BLODGETT-SUMMIT RURAL FIRE PROTECTION

VOTES PERCENT

VOTES PERCENT

Vote For 1

- 01 = David Feinberg
- 02 = WRITE-IN

87 98.86
 1 1.14

03 = OVER VOTES
 04 = UNDER VOTES

0
 27

01	02	03	04
87	1	0	27

0023 15

=====

NUMBERED KEY CANVASS

Benton County, Oregon
 Special Election
 May 17, 2011

RUN DATE:05/31/11 02:19 PM

REPORT-EL52

PAGE 0034

Director, Position 2

BLODGETT-SUMMIT RURAL FIRE PROTECTION

Vote For 1

01 = Chuck Lane

02 = WRITE-IN

VOTES PERCENT

VOTES PERCENT

78 96.30

3 3.70

03 = OVER VOTES

04 = UNDER VOTES

0

34

01	02	03	04
78	3	0	34

0023 15

=====

NUMBERED KEY CANVASS

Benton County, Oregon
 Special Election
 May 17, 2011

RUN DATE:05/31/11 02:19 PM

REPORT-EL52 PAGE 0035

VOTES PERCENT

VOTES PERCENT

Director, Position 3

CORVALLIS RURAL FIRE PROTECTION DISTRICT

Vote For 1

01 = Richard (Dick) Ragsdale
 02 = WRITE-IN

976 99.69 03 = OVER VOTES
 3 .31 04 = UNDER VOTES

0
 387

 01 02 03 04

0024 16A	106	0	0	34
0025 16B	245	1	0	90
0026 17A	178	2	0	52
0027 17B	335	0	0	148
0030 19A	110	0	0	57
0031 19B	2	0	0	6

=====

NUMBERED KEY CANVASS

Benton County, Oregon
 Special Election
 May 17, 2011

RUN DATE:05/31/11 02:19 PM

REPORT-EL52 PAGE 0036

Director, Position 4
 CORVALLIS RURAL FIRE PROTECTION DISTRICT

VOTES PERCENT

VOTES PERCENT

Vote For 1

01 = George Mears
 02 = WRITE-IN

980 99.09 03 = OVER VOTES
 9 .91 04 = UNDER VOTES

0
 377

	01	02	03	04
0024 16A	103	1	0	36
0025 16B	258	3	0	75
0026 17A	175	1	0	56
0027 17B	332	3	0	148
0030 19A	110	1	0	56
0031 19B	2	0	0	6

=====

NUMBERED KEY CANVASS

Benton County, Oregon
 Special Election
 May 17, 2011

RUN DATE:05/31/11 02:19 PM

REPORT-EL52 PAGE 0037

VOTES PERCENT

VOTES PERCENT

Director, Position 5

CORVALLIS RURAL FIRE PROTECTION DISTRICT

Vote For 1

01 = Bob Conder
 02 = WRITE-IN

947 98.75 03 = OVER VOTES
 12 1.25 04 = UNDER VOTES

0
 407

 01 02 03 04

0024 16A	98	0	0	42
0025 16B	241	9	0	86
0026 17A	171	2	0	59
0027 17B	322	1	0	160
0030 19A	113	0	0	54
0031 19B	2	0	0	6

=====

NAME HEADING CANVASS

LINN COUNTY OREGON
SPECIAL ELECTION
MAY 17, 2011

FINAL AND OFFICIAL

RUN DATE:05/31/11 09:39 AM

REPORT-EL111

PAGE 0030

Director, Position 3

WITH 4 OF 4 PRECINCTS REPORTING

CORVALLIS RURAL FIRE PROTECTION DISTRICT

Vote For 1

R	(R	W		
i	D	a	R	
c	i	g	I	
h	c	s	T	O V U V
a	k	d	E	V O N O
r)	a		E T D T
d	l		I	R E E E
e			N	S R S
(NON)			(NON)	

0010 019	34	0	0	4
0029 040	2	0	0	0
0032 044	112	0	0	35
0035 047	12	1	0	1
CANDIDATE TOTALS	160	1		40
CANDIDATE PERCENT	79.60	.49		19.90

Director, Position 4

WITH 4 OF 4 PRECINCTS REPORTING

CORVALLIS RURAL FIRE PROTECTION DISTRICT

Vote For 1

G	M			
e	e	T	O V U V	
o	a	E	V O N O	
r	r		E T D T	
g	s		I R E E E	
e			N S R S	
(NON)			(NON)	

0010 019	32	1	0	5
0029 040	2	0	0	0
0032 044	110	0	0	37
0035 047	14	0	0	0
CANDIDATE TOTALS	158	1		42
CANDIDATE PERCENT	78.60	.49		20.89

Director, Position 5

WITH 4 OF 4 PRECINCTS REPORTING

CORVALLIS RURAL FIRE PROTECTION DISTRICT

Vote For 1

	W R			
	B C	I	O V	U V
	o o	T	V O	N O
	b n	E		
	d	-	E T	D T
	e	I	R E	E E
	r	N	S	R S
	(NON)	(NON)		
0010 019	31	1	0	6
0029 040	2	0	0	0
0032 044	107	1	0	39
0035 047	13	0	0	1

NAME HEADING CANVASS

LINN COUNTY OREGON
SPECIAL ELECTION
MAY 17, 2011

FINAL AND OFFICIAL

RUN DATE:05/31/11 09:39 AM

REPORT-EL111

PAGE 0031

Director, Position 5

WITH 4 OF 4 PRECINCTS REPORTING

CORVALLIS RURAL FIRE PROTECTION DISTRICT

Vote For 1

	W R			
	B C	I	O V	U V
	o o	T	V O	N O
	b n	E		
	d	-	E T	D T
	e	I	R E	E E
	r	N	S	R S
	(NON)	(NON)		
(CONTINUED FROM PREVIOUS PAGE)				
CANDIDATE TOTALS	153	2		46
CANDIDATE PERCENT	76.11	.99		22.88

I hereby certify this copy is a full and correct copy of the original on record in my office.
STEVE DRUCKENMILLER

[Signature]
JUNE

NUMBERED KEY CANVASS

Benton County, Oregon
 Special Election
 May 17, 2011

RUN DATE:05/31/11 02:19 PM

REPORT-EL52

PAGE 0038

Director, Position 1

HOSKINS-KINGS VALLEY RURAL FIRE PROTECT

Vote For 1

01 = Dan Hayes

02 = WRITE-IN

VOTES PERCENT

73 100.00
 0

03 = OVER VOTES
 04 = UNDER VOTES

VOTES PERCENT

0
 7

01	02	03	04
73	0	0	7

0023 15

=====

NUMBERED KEY CANVASS

Benton County, Oregon
Special Election
May 17, 2011

RUN DATE:05/31/11 02:19 PM

REPORT-EL52 PAGE 0039

Director, Position 2
HOSKINS-KINGS VALLEY RURAL FIRE PROTECT
Vote For 1
01 = Ted Baker
02 = WRITE-IN

VOTES PERCENT

VOTES PERCENT

65 100.00 03 = OVER VOTES
0 04 = UNDER VOTES

0
15

01	02	03	04
65	0	0	15

0023 15

=====

NUMBERED KEY CANVASS

Benton County, Oregon
Special Election
May 17, 2011

RUN DATE:05/31/11 02:19 PM

REPORT-EL52 PAGE 0040

Director, Position 4
HOSKINS-KINGS VALLEY RURAL FIRE PROTECT
Vote For 1
01 = Anna Malmberg
02 = WRITE-IN

VOTES	PERCENT		VOTES	PERCENT
64	96.97	03 = OVER VOTES	0	
2	3.03	04 = UNDER VOTES	14	

01	02	03	04

64	2	0	14

0023 15

=====

NAME HEADING CANVASS

Polk County, Oregon
 Special Election
 May 17, 2011

RUN DATE:05/31/11 09:12 AM

Director, Position 1 HOSKINS-KINGS VALLEY RFPD

WITH 2 OF 2 PRECINCTS REPORTING

Vote For 1

	W R I D H a a n y e s (NON)	T E - I N (NON)	O V V O E T R E S	U V N O D T E E R S
0118 118	0	0	0	0
0152 152	12	0	0	1
CANDIDATE TOTALS	12			1
CANDIDATE PERCENT	100.00			

Director, Position 2 HOSKINS-KINGS VALLEY RFPD

WITH 2 OF 2 PRECINCTS REPORTING

Vote For 1

	W R I T B e a d k e r (NON)	T E - I N (NON)	O V V O E T R E S	U V N O D T E E R S
0118 118	0	0	0	0
0152 152	11	0	0	2
CANDIDATE TOTALS	11			2
CANDIDATE PERCENT	100.00			

Director, Position 4 HOSKINS-KINGS VALLEY RFPD

WITH 2 OF 2 PRECINCTS REPORTING

Vote For 1

	A M n a n l a m b e r g (NON)	W R I T E - I N (NON)	O V V O E T R E S	U V N O D T E E R S
0118 118	0	0	0	0
0152 152	12	0	0	1
CANDIDATE TOTALS	12			1
CANDIDATE PERCENT	100.00			

NUMBERED KEY CANVASS

Benton County, Oregon
 Special Election
 May 17, 2011

RUN DATE:05/31/11 02:19 PM

REPORT-EL52

PAGE 0041

Director, Position 2
 MONROE RURAL FIRE PROTECTION DISTRICT

VOTES PERCENT

VOTES PERCENT

Vote For 1

01 = Tim Nash

252 67.20

02 = Jon Schmitt

121 32.27

04 = OVER VOTES

0

03 = WRITE-IN

2 .53

05 = UNDER VOTES

47

 01 02 03 04 05

0021 13	65	24	0	0	1
0030 19A	2	0	0	0	1
0032 20	185	97	2	0	45

=====

NUMBERED KEY CANVASS

Benton County, Oregon
 Special Election
 May 17, 2011

RUN DATE:05/31/11 02:19 PM

REPORT-EL52

PAGE 0042

VOTES PERCENT

VOTES PERCENT

Director, Position 3

MONROE RURAL FIRE PROTECTION DISTRICT

Vote For 1

- 01 = Collin Crocker
- 02 = WRITE-IN

372 99.47
 2 .53

03 = OVER VOTES
 04 = UNDER VOTES

0
 48

 01 02 03 04

0021 13	82	0	0	8
0030 19A	2	0	0	1
0032 20	288	2	0	39

=====

Lane County, Oregon
 Special District Election
 May 17, 2011

Official Final Results

MONROE RURAL FIRE PROTECTION DISTRICT

Director, Position 2

Vote for 1

01 = Tim Nash

02 = Jon Schmitt

03 = WRITE-IN

VOTES PERCENT

VOTES PERCENT

11 45.83

12 50.00

1 4.17

04 = OVER VOTES

05 = UNDER VOTES

0


10

01	02	03	04	05

11	12	1	0	10

0012 Cheshire

I certify that the votes recorded on this abstract correctly summarize the tally of votes cast at the election indicated.



Cheryl L. Betschart, County Clerk
 Lane County, Oregon

6-2, 20 11

Lane County, Oregon
 Special District Election
 May 17, 2011

Official Final Results

MONROE RURAL FIRE PROTECTION DISTRICT

Director, Position 3

Vote for 1

- 01 = Collin Crocker
- 02 = WRITE-IN

VOTES PERCENT

23 95.83
 1 4.17

03 = OVER VOTES
 04 = UNDER VOTES


VOTES PERCENT

0
 10

01	02	03	04
23	1	0	10

0012 Cheshire

I certify that the votes recorded on this abstract correctly summarize the tally of votes cast at the election indicated.



Cheryl L. Betschart, County Clerk
 Lane County, Oregon

6-2, 2011

NUMBERED KEY CANVASS

Benton County, Oregon
 Special Election
 May 17, 2011

RUN DATE:05/31/11 02:19 PM

REPORT-EL52

PAGE 0043

Director, Position 1

NORTH ALBANY RURAL FIRE PROTECTION DIST

Vote For 1

- 01 = Richard Burrignt
- 02 = WRITE-IN

VOTES PERCENT

VOTES PERCENT

178 98.34 03 = OVER VOTES
 3 1.66 04 = UNDER VOTES

0
 30

 01 02 03 04

0026 17A	0	0	0	0
0027 17B	4	2	0	0
0028 18A	1	0	0	1
0029 18B	173	1	0	29

=====

NUMBERED KEY CANVASS

Benton County, Oregon
 Special Election
 May 17, 2011

RUN DATE:05/31/11 02:19 PM

REPORT-EL52

PAGE 0044

Director, Position 3

NORTH ALBANY RURAL FIRE PROTECTION DIST

Vote For 1

01 = Carole Gougeon
 02 = WRITE-IN

VOTES PERCENT

VOTES PERCENT

175 99.43 03 = OVER VOTES
 1 .57 04 = UNDER VOTES

0
 35

 01 02 03 04

0026 17A	0	0	0	0
0027 17B	6	0	0	0
0028 18A	1	0	0	1
0029 18B	168	1	0	34

=====

NUMBERED KEY CANVASS

Benton County, Oregon
 Special Election
 May 17, 2011

RUN DATE:05/31/11 02:19 PM

REPORT-EL52

PAGE 0045

Director, Position 4

NORTH ALBANY RURAL FIRE PROTECTION DIST

Vote For 1

- 01 = Burke Hales
- 02 = WRITE-IN

VOTES PERCENT

VOTES PERCENT

175 100.00
 0

03 = OVER VOTES
 04 = UNDER VOTES

0
 36

 01 02 03 04

0026 17A	0	0	0	0
0027 17B	6	0	0	0
0028 18A	1	0	0	1
0029 18B	168	0	0	35

=====

NUMBERED KEY CANVASS

Benton County, Oregon
 Special Election
 May 17, 2011

RUN DATE:05/31/11 02:19 PM

REPORT-EL52

PAGE 0046

Director, Position 5

NORTH ALBANY RURAL FIRE PROTECTION DIST

Vote For 1

- 01 = Leroy Swanson
- 02 = WRITE-IN

VOTES PERCENT

VOTES PERCENT

167 100.00
 0

03 = OVER VOTES
 04 = UNDER VOTES

0
 44

 01 02 03 04

0026 17A	0	0	0	0
0027 17B	6	0	0	0
0028 18A	1	0	0	1
0029 18B	160	0	0	43

=====

NUMBERED KEY CANVASS

Benton County, Oregon
 Special Election
 May 17, 2011

RUN DATE:05/31/11 02:19 PM

REPORT-EL52

PAGE 0047

VOTES PERCENT

VOTES PERCENT

Director, Position 3

PALESTINE RURAL FIRE PROTECTION DISTRICT

Vote For 1

01 = NO CANDIDATE FILED

02 = WRITE-IN

0

14 100.00

03 = OVER VOTES

04 = UNDER VOTES

0

80

 01 02 03 04

0027 17B

0 0 0 6

0029 18B

0 14 0 74


=====

**OFFICIAL RESULTS OF WRITE-IN BALLOT COUNTS
MAY 17, 2011 SPECIAL DISTRICT ELECTION**

NAME OF DISTRICT IS: PALESTINE RURAL FIRE PROTECTION DISTRICT
Position 3

PAGE 1 OF 1

NAME OF WRITE-IN	5	10	15	20	25	30	35	40	TOTAL
Betsy Close	1								
Jack Burnight	1								
Sue Anne Henneck	1								
Christopher Linn	1	}							
Harvey Moore	1		=	2					
Van Beckner	1	}							
Christopher Linn	1		=	2					
Brett Gallagher	1								
Isiah Close	1								
Robert Graham	1								
Jerry Cousin	1								
No name	11								
WINNER BY LOT Christopher Linn									
NOT TALLIED BY MACHINE									



I certify the votes recorded on this abstract correctly summarize the tally of votes cast in the district and position named above for the election of May 17, 2011.

Signature of Supervisor of Elections
Date Certification completed 6/8/11

- elections clerk

Write-In Candidate Acceptance Form

SEL 141
rev 01/10 ORS 254.548

→ Please type or print legibly in black ink

Write-in Type

Nomination Election

Candidate Information

Candidate Name <i>Christopher S. Linn</i>	Office of <i>Palestine Rural Fire Protection District</i>
Party Name <i>NA</i>	District or Position Number <i>Position 3</i>

If Nomination, Name Should Appear on Ballot as Follows

2641 Linnville LN NW

Residence Address, Street/Route

<i>Albany</i>	<i>OR</i>	<i>97321</i>	<i>Benton</i>
City	State	Zip Code	County of Residence

Home Phone	Work Phone	Cellular Phone <i>(541) 974 1663</i>
------------	------------	---

Fax	Email Address <i>Christopher.linn82@gmail.com</i>	Website
-----	--	---------

Mailing Address where all correspondence will be sent, **Street/Route**

<i>Albany</i>	<i>OR</i>	<i>97321</i>
City	State	Zip Code

By signing this document, I hereby state:

- that I will accept the nomination for office indicated above and that I will qualify for said office if elected.
- or
- that I accept the office indicated above.

I do not accept this office I do accept this office

Signature of Candidate <i>[Signature]</i>	Date Signed <i>6/24/11</i>
--	-------------------------------

Warning
Supplying false information on this form may result in conviction of a felony with a fine of up to \$125,000 and/or prison for up to 5 years. (ORS 260.715)

2010 Write-In Acceptance Deadlines

Primary Election	July 2, 2010 at 5pm	General Election	December 17, 2010 at 5pm
-------------------------	---------------------	-------------------------	--------------------------

For Office Use Only

Initials	Office Number
Principal Campaign Identification Number	Candidate ID Number

JUN 21 2011 MAIL

NUMBERED KEY CANVASS

Benton County, Oregon
 Special Election
 May 17, 2011

RUN DATE:05/31/11 02:19 PM

REPORT-EL52

PAGE 0048

VOTES PERCENT

VOTES PERCENT

Director, Position 4

PALESTINE RURAL FIRE PROTECTION DISTRICT

Vote For 1

- 01 = Nicholas F Fowler
- 02 = WRITE-IN

65 97.01
 2 2.99

03 = OVER VOTES
 04 = UNDER VOTES

0
 27

	01	02	03	04
0027 17B	6	0	0	0
0029 18B	59	2	0	27

0027 17B
 0029 18B

=====

NUMBERED KEY CANVASS

Benton County, Oregon
 Special Election
 May 17, 2011

RUN DATE:05/31/11 02:19 PM

REPORT-EL52

PAGE 0049

VOTES PERCENT

VOTES PERCENT

Director, Position 5

PALESTINE RURAL FIRE PROTECTION DISTRICT

Vote For 1

01 = Wayne Henneck

02 = WRITE-IN

67 97.10

2 2.90

03 = OVER VOTES

04 = UNDER VOTES

0

25

 01 02 03 04

0027 17B

5 0 0 1

0029 18B

62 2 0 24

=====

NUMBERED KEY CANVASS

Benton County, Oregon
 Special Election
 May 17, 2011

RUN DATE:05/31/11 02:19 PM

REPORT-EL52

PAGE 0050

		VOTES	PERCENT			VOTES	PERCENT
Director, Position 4 PHILOMATH FIRE AND RESCUE							
Vote For 1							
01 = Brent Steinke		636	40.08				
02 = Larry Sleeman		940	59.23	04 = OVER VOTES		1	
03 = WRITE-IN		11	.69	05 = UNDER VOTES		152	

	01	02	03	04	05		

0016 10A	224	378	7	0	35		
0017 10B	33	49	0	0	4		
0023 15	225	437	1	1	64		
0025 16B	31	20	0	0	5		
0027 17B	1	5	0	0	4		
0030 19A	116	48	3	0	36		
0031 19B	6	3	0	0	4		
=====							

NUMBERED KEY CANVASS

Benton County, Oregon
 Special Election
 May 17, 2011

RUN DATE:05/31/11 02:19 PM

REPORT-EL52

PAGE 0051

		VOTES	PERCENT			VOTES	PERCENT
Director, Position 5 PHILOMATH FIRE AND RESCUE							
Vote For 1							
01 = Rick Robinson		1,342	97.88	03 = OVER VOTES		1	
02 = WRITE-IN		29	2.12	04 = UNDER VOTES		368	

	01	02	03	04			

0016 10A	529	10	0	105			
0017 10B	66	0	0	20			
0023 15	549	12	1	166			
0025 16B	42	0	0	14			
0027 17B	3	0	0	7			
0030 19A	144	7	0	52			
0031 19B	9	0	0	4			

=====

NUMBERED KEY CANVASS

Benton County, Oregon
 Special Election
 May 17, 2011

RUN DATE:05/31/11 02:19 PM

REPORT-EL52

PAGE 0052

Director, Position 4
 VINEYARD MOUNTAIN PARK AND RECREATION

VOTES PERCENT

VOTES PERCENT

Vote For 1

01 = Patty Lorenz

35 32.41

02 = Patricia Haggerty

72 66.67

04 = OVER VOTES

1

03 = WRITE-IN

1 .93

05 = UNDER VOTES

6

 01 02 03 04 05

0025 16B

13 20 0 0 2

0027 17B

22 52 1 1 4

=====

NUMBERED KEY CANVASS

Benton County, Oregon
 Special Election
 May 17, 2011

RUN DATE:05/31/11 02:19 PM

REPORT-EL52

PAGE 0053

Director, Position 5
 VINEYARD MOUNTAIN PARK AND RECREATION

VOTES PERCENT

VOTES PERCENT

Vote For 1

01 = NO CANDIDATE FILED
 02 = WRITE-IN

0
 45 100.00

03 = OVER VOTES
 04 = UNDER VOTES

0
 70

 01 02 03 04

0025 16B 0 9 0 26
 0027 17B 0 36 0 44


=====

**OFFICIAL RESULTS OF WRITE-IN BALLOT COUNTS
MAY 17, 2011 SPECIAL DISTRICT ELECTIONS**

**NAME OF DISTRICT IS: VINEYARD MOUNTAIN PARK AND RECREATION DISTRICT
DIRECTOR, POSITION 5, 4 YEAR TERM**

PAGE 1 OF 1

NAME OF WRITE-IN	5	10	15	20	25	30	35	40	TOTAL
Brooks, Rita	I								
Booke, Henry	I								
Haggerty, Patricia	III								
Bruch, Mary	III								
MOTT, Deb (bic)	III	III	I						
Bruch, Mary	III	III	III	III	I				
Brehm, Mary	II								
Sellinger, Cynthia	I								
Lorenz, Patty	I								
NOT TALLIED BY MACHINE									



I certify the votes recorded on this abstract correctly summarize the tally of votes cast in the district and position named above for the election of May 17th, 2011.

GB/11
Signature of Supervisor of Elections
Date Certification completed _____

Write-In Candidate Acceptance Form

SEL 141

rev 01/10: ORS 254.548

→ Please type or print legibly in black ink

Write-in Type

Nomination Election

Candidate Information

Candidate Name MARY E. BRUCH	Office of VINEYARD MT. PARK/RECREATION DISTRICT
Party Name	District or Position Number POSITION 5

If Nomination, Name Should Appear on Ballot as Follows

Residence Address, Street/Route

6341 NW CONCORD DRIVE

City CORVALLIS	State OR	Zip Code 97330	County of Residence BENTON
--------------------------	--------------------	--------------------------	--------------------------------------

Home Phone (541) 745-6721	Work Phone	Cellular Phone
-------------------------------------	------------	----------------

Fax	Email Address homebruch@comcast.net	Website
-----	---	---------

Mailing Address where all correspondence will be sent, **Street/Route**

6341 NW CONCORD DR.

City CORVALLIS	State OR	Zip Code 97330
--------------------------	--------------------	--------------------------

By signing this document, I hereby state:

→ that I will accept the nomination for office indicated above and that I will qualify for said office if elected.

or

→ that I accept the office indicated above.

7/6/2011

Signature of Candidate

Date Signed

Warning

Supplying false information on this form may result in conviction of a felony with a fine of up to \$125,000 and/or prison for up to 5 years. (ORS 260.715)

2010 Write-In Acceptance Deadlines

Primary Election July 2, 2010 at 5pm

General Election

December 17, 2010 at 5pm

received
06/08/2011

Return to:

**BENTON COUNTY COURTHOUSE
DEPT. OF RECORDS AND ELECTIONS
PO BOX 888
CORVALLIS, OR 97339**

For Office Use Only

**BENTON COUNTY COURTHOUSE
DEPT. OF RECORDS AND ELECTIONS
PO BOX 888
CORVALLIS, OR 97339**

Initials

Office Number

Principal Campaign Identification Number

Candidate ID Number

NUMBERED KEY CANVASS

Benton County, Oregon
 Special Election
 May 17, 2011

RUN DATE:05/31/11 02:19 PM

REPORT-EL52

PAGE 0054

Commissioner, Position 3
 DUMBECK LANE WATER SUPPLY DISTRICT

VOTES PERCENT

VOTES PERCENT

Vote For 1

01 = NO CANDIDATE FILED
 02 = WRITE-IN

0
 30 100.00

03 = OVER VOTES
 04 = UNDER VOTES

0
 24

01	02	03	04
0	30	0	24

0029 18B

=====

NUMBERED KEY CANVASS

Benton County, Oregon
Special Election
May 17, 2011

RUN DATE:05/31/11 02:19 PM

REPORT-EL52 PAGE 0055

Commissioner, Position 4
DUMBECK LANE WATER SUPPLY DISTRICT

Vote For 1
01 = Bo Price
02 = WRITE-IN

VOTES	PERCENT	
36	83.72	03 = OVER VOTES
7	16.28	04 = UNDER VOTES

VOTES	PERCENT
0	
11	

01	02	03	04
36	7	0	11

0029 18B

=====

NUMBERED KEY CANVASS

Benton County, Oregon
 Special Election
 May 17, 2011

RUN DATE:05/31/11 02:19 PM

REPORT-EL52

PAGE 0056

Commissioner, Position 5
 DUMBECK LANE WATER SUPPLY DISTRICT

VOTES PERCENT

VOTES PERCENT

Vote For 1

- 01 = Jay Simpkins
- 02 = WRITE-IN

44 95.65 03 = OVER VOTES
 2 4.35 04 = UNDER VOTES

0
 8

01	02	03	04
44	2	0	8

0029 18B

=====

NUMBERED KEY CANVASS

Benton County, Oregon
 Special Election
 May 17, 2011

RUN DATE:05/31/11 02:19 PM

REPORT-EL52

PAGE 0057

VOTES PERCENT

VOTES PERCENT

Commissioner, Position 1

JUNCTION CITY WATER CONTROL DISTRICT [For complete results, contact Lane County]

Vote For 1

01 = Bart Edwards
 02 = WRITE-IN

21 100.00
 0

03 = OVER VOTES
 04 = UNDER VOTES

0
 4

01	02	03	04

21	0	0	4

0032 20

=====

NUMBERED KEY CANVASS

Benton County, Oregon
 Special Election
 May 17, 2011

RUN DATE:05/31/11 02:19 PM

REPORT-EL52 PAGE 0058

Commissioner, Position 2

JUNCTION CITY WATER CONTROL DISTRICT [For complete results, contact Lane County]

Vote For 1

01 = Skip Tracer
 02 = WRITE-IN

VOTES PERCENT

22 100.00
 0

03 = OVER VOTES
 04 = UNDER VOTES

VOTES PERCENT

0
 3

01	02	03	04
22	0	0	3

0032 20

=====

NUMBERED KEY CANVASS

Benton County, Oregon
 Special Election
 May 17, 2011

RUN DATE:05/31/11 02:19 PM

REPORT-EL52

PAGE 0059

VOTES PERCENT

VOTES PERCENT

Commissioner, Position 3

JUNCTION CITY WATER CONTROL DISTRICT [For complete results, contact Lane County]

Vote For 1

01 = Donald W Fisher

02 = WRITE-IN

20 100.00

0

03 = OVER VOTES

04 = UNDER VOTES

0

5

01 02 03 04

0032 20

20 0 0 5

=====

NUMBERED KEY CANVASS

Benton County, Oregon
Special Election
May 17, 2011

RUN DATE:05/31/11 02:19 PM

REPORT-EL52 PAGE 0060

				VOTES	PERCENT			VOTES	PERCENT
Director, Position 1 ALSEA CEMETERY DISTRICT									
Vote For 1									
01 = Gary A Haley				205	99.51	03 = OVER VOTES		0	
02 = WRITE-IN				1	.49	04 = UNDER VOTES		25	

	01	02	03	04					

0022 14	205	1	0	25					
=====									

NUMBERED KEY CANVASS

Benton County, Oregon
Special Election
May 17, 2011

RUN DATE:05/31/11 02:19 PM

REPORT-EL52

PAGE 0061

22-105 HARRISBURG SCHOOL DISTRICT # 7 MEASURE [For complete results, contact Linn County]

Vote For 1

01 = Yes

02 = No

VOTES PERCENT

1 20.00

4 80.00

03 = OVER VOTES

04 = UNDER VOTES

VOTES PERCENT

0

0

01 02 03 04

0032 20

1 4 0 0

=====

NUMBERED KEY CANVASS

Benton County, Oregon
 Special Election
 May 17, 2011

RUN DATE:05/31/11 02:19 PM

REPORT-EL52

PAGE 0062

		VOTES	PERCENT			VOTES	PERCENT
02-74 CITY OF CORVALLIS LOCAL OPTION TAX							
Vote For 1							
01 = Yes		8,684	65.36	03 = OVER VOTES		1	
02 = No		4,603	34.64	04 = UNDER VOTES		74	

	01	02	03	04

0001 01A	53	90	0	0
0002 01B	1237	743	0	7
0003 02A	49	19	0	0
0004 02B	385	108	0	8
0005 03A	812	485	0	6
0006 03B	147	65	0	0
0007 04A	23	12	0	0
0008 04B	358	126	0	2
0009 05A	873	208	0	12
0010 05B	3	2	0	0
0011 06	983	463	0	8
0012 07A	1352	773	0	10
0013 07B	55	21	0	0
0014 08	1581	925	0	13
0015 09	773	563	1	8

=====

E