

NUMBERED KEY CANVASS

Benton County, Oregon
 Special Election
 May 21, 2013

CERTIFIED Returns

RUN DATE: 06/05/13 10:10 AM

| | | | | VOTES | PERCENT | | | VOTES | PERCENT |
|---|-----|----|----|-------|---------|------------------|--|-------|---------|
| Director, Zone 2 LINN-BENTON-LINCOLN ZONE 2 [For complete results, contact Linn County] | | | | | | | | | |
| Vote For 1 | | | | | | | | | |
| 01 = Mylrea Estell | | | | 1,658 | 98.11 | 03 = OVER VOTES | | 2 | |
| 02 = WRITE-IN | | | | 32 | 1.89 | 04 = UNDER VOTES | | 1,152 | |
| ----- | | | | | | | | | |
| | 01 | 02 | 03 | 04 | | | | | |
| ----- | | | | | | | | | |
| 0010 10 | 650 | 10 | 0 | 414 | | | | | |
| 0013 13 | 42 | 1 | 0 | 16 | | | | | |
| 0014 14 | 90 | 2 | 0 | 45 | | | | | |
| 0015 15 | 571 | 16 | 2 | 523 | | | | | |
| 0016 16 | 1 | 0 | 0 | 1 | | | | | |
| 0019 19 | 1 | 0 | 0 | 0 | | | | | |
| 0020 20 | 209 | 2 | 0 | 42 | | | | | |
| 0021 21 | 94 | 1 | 0 | 111 | | | | | |

| | | | | VOTES | PERCENT | | | VOTES | PERCENT |
|---|-----|-----|----|-------|---------|------------------|--|-------|---------|
| Director, Zone 3 LINN-BENTON-LINCOLN ZONE 3 [For complete results, contact Linn County] | | | | | | | | | |
| Vote For 1 | | | | | | | | | |
| 01 = Gary Merrill | | | | 1,057 | 26.58 | | | | |
| 02 = Frank Bricker | | | | 2,874 | 72.27 | 04 = OVER VOTES | | 2 | |
| 03 = WRITE-IN | | | | 46 | 1.16 | 05 = UNDER VOTES | | 1,063 | |
| ----- | | | | | | | | | |
| | 01 | 02 | 03 | 04 | 05 | | | | |
| ----- | | | | | | | | | |
| 0006 06 | 47 | 132 | 6 | 0 | 36 | | | | |
| 0007 07 | 145 | 397 | 8 | 0 | 202 | | | | |
| 0008 08 | 211 | 623 | 9 | 1 | 254 | | | | |
| 0009 09 | 146 | 334 | 6 | 1 | 112 | | | | |
| 0011 11 | 198 | 485 | 4 | 0 | 86 | | | | |
| 0012 12 | 15 | 36 | 3 | 0 | 13 | | | | |
| 0016 16 | 106 | 371 | 2 | 0 | 125 | | | | |
| 0017 17 | 57 | 195 | 2 | 0 | 76 | | | | |
| 0018 18 | 92 | 189 | 3 | 0 | 123 | | | | |
| 0022 22 | 16 | 53 | 1 | 0 | 21 | | | | |
| 0023 23 | 24 | 59 | 2 | 0 | 15 | | | | |

NUMBERED KEY CANVASS

Benton County, Oregon
 Special Election
 May 21, 2013

CERTIFIED Returns

RUN DATE: 06/05/13 10:10 AM

| | | VOTES | PERCENT | | | VOTES | PERCENT |
|---|----|-------|---------|------------------|----|-------|---------|
| Director, Zone 4 LINN-BENTON-LINCOLN ZONE 4 [For complete results, contact Linn County] | | | | | | | |
| Vote For 1 | | | | | | | |
| 01 = David Dowrie | | 2,092 | 70.30 | | | | |
| 02 = Andrew Decker | | 871 | 29.27 | 04 = OVER VOTES | | 1 | |
| 03 = WRITE-IN | | 13 | .44 | 05 = UNDER VOTES | | 354 | |
| ----- | | | | | | | |
| | | 01 | 02 | 03 | 04 | 05 | |
| ----- | | | | | | | |
| 0001 | 01 | 523 | 219 | 2 | 0 | 87 | |
| 0002 | 02 | 169 | 78 | 1 | 0 | 29 | |
| 0003 | 03 | 334 | 167 | 5 | 0 | 58 | |
| 0004 | 04 | 162 | 64 | 2 | 0 | 27 | |
| 0005 | 05 | 194 | 57 | 0 | 0 | 30 | |
| 0006 | 06 | 259 | 124 | 0 | 1 | 42 | |
| 0007 | 07 | 212 | 71 | 2 | 0 | 41 | |
| 0010 | 10 | 0 | 0 | 0 | 0 | 0 | |
| 0015 | 15 | 3 | 0 | 0 | 0 | 0 | |
| 0016 | 16 | 65 | 37 | 0 | 0 | 9 | |
| 0019 | 19 | 171 | 54 | 1 | 0 | 31 | |
| ===== | | | | | | | |

NUMBERED KEY CANVASS

Benton County, Oregon
 Special Election
 May 21, 2013

CERTIFIED Returns

RUN DATE: 06/05/13 10:10 AM

| | | VOTES | PERCENT | | | VOTES | PERCENT |
|---|--|-------|---------|------------------|----|-------|---------|
| Director, Zone 1 LANE COMMUNITY COLLEGE [For complete results, contact Lane County] | | | | | | | |
| Vote For 1 | | | | | | | |
| 01 = Sharon Stiles | | 74 | 63.25 | | | | |
| 02 = Rich Cunningham | | 43 | 36.75 | 04 = OVER VOTES | | 1 | |
| 03 = WRITE-IN | | 0 | | 05 = UNDER VOTES | | 51 | |
| ----- | | | | | | | |
| | | 01 | 02 | 03 | 04 | 05 | |
| ----- | | | | | | | |
| 0013 13 | | 26 | 14 | 0 | 0 | 19 | |
| 0020 20 | | 48 | 29 | 0 | 1 | 32 | |
| ===== | | | | | | | |

| | | VOTES | PERCENT | | | VOTES | PERCENT |
|---|--|-------|---------|------------------|----|-------|---------|
| Director, Zone 3 LANE COMMUNITY COLLEGE [For complete results, contact Lane County] | | | | | | | |
| Vote For 1 | | | | | | | |
| 01 = Gary J LeClair | | 104 | 100.00 | 03 = OVER VOTES | | 0 | |
| 02 = WRITE-IN | | 0 | | 04 = UNDER VOTES | | 65 | |
| ----- | | | | | | | |
| | | 01 | 02 | 03 | 04 | | |
| ----- | | | | | | | |
| 0013 13 | | 34 | 0 | 0 | 25 | | |
| 0020 20 | | 70 | 0 | 0 | 40 | | |
| ===== | | | | | | | |

| | | VOTES | PERCENT | | | VOTES | PERCENT |
|---|--|-------|---------|------------------|----|-------|---------|
| Director, Zone 4 LANE COMMUNITY COLLEGE [For complete results, contact Lane County] | | | | | | | |
| Vote For 1 | | | | | | | |
| 01 = Matthew K Keating | | 105 | 100.00 | 03 = OVER VOTES | | 0 | |
| 02 = WRITE-IN | | 0 | | 04 = UNDER VOTES | | 64 | |
| ----- | | | | | | | |
| | | 01 | 02 | 03 | 04 | | |
| ----- | | | | | | | |
| 0013 13 | | 34 | 0 | 0 | 25 | | |
| 0020 20 | | 71 | 0 | 0 | 39 | | |
| ===== | | | | | | | |

NUMBERED KEY CANVASS

Benton County, Oregon
 Special Election
 May 21, 2013

CERTIFIED Returns

RUN DATE: 06/05/13 10:10 AM

| | | VOTES PERCENT | | | | VOTES | PERCENT |
|---|--|---------------|-------|------------------|----|-------|---------|
| Director Zone 2-3(A) L.B.C.C. DIRECTOR ZONE 2&3 [For complete results, contact Linn County] | | | | | | | |
| Vote For 1 | | | | | | | |
| 01 = Daniel Zinck | | 172 | 22.57 | | | | |
| 02 = James (Jim) Merryman | | 579 | 75.98 | 04 = OVER VOTES | | 0 | |
| 03 = WRITE-IN | | 11 | 1.44 | 05 = UNDER VOTES | | 418 | |
| ----- | | | | | | | |
| | | 01 | 02 | 03 | 04 | 05 | |
| ----- | | | | | | | |
| 0011 11 | | 126 | 417 | 7 | 0 | 223 | |
| 0018 18 | | 46 | 162 | 4 | 0 | 195 | |

| | | VOTES PERCENT | | | | VOTES | PERCENT |
|---|--|---------------|-------|------------------|-----|-------|---------|
| Director, Zone 5 L.B.C.C. DIRECTOR ZONE 5 [For complete results, contact Linn County] | | | | | | | |
| Vote For 1 | | | | | | | |
| 01 = Ron Mason | | 2,395 | 98.04 | 03 = OVER VOTES | | 1 | |
| 02 = WRITE-IN | | 48 | 1.96 | 04 = UNDER VOTES | | 1,694 | |
| ----- | | | | | | | |
| | | 01 | 02 | 03 | 04 | | |
| ----- | | | | | | | |
| 0010 10 | | 618 | 14 | 0 | 442 | | |
| 0012 12 | | 45 | 2 | 0 | 20 | | |
| 0014 14 | | 87 | 2 | 0 | 48 | | |
| 0015 15 | | 539 | 12 | 1 | 563 | | |
| 0016 16 | | 479 | 5 | 0 | 233 | | |
| 0017 17 | | 204 | 6 | 0 | 120 | | |
| 0019 19 | | 162 | 3 | 0 | 93 | | |
| 0020 20 | | 106 | 1 | 0 | 36 | | |
| 0021 21 | | 94 | 1 | 0 | 111 | | |
| 0022 22 | | 61 | 2 | 0 | 28 | | |

NUMBERED KEY CANVASS

Benton County, Oregon
 Special Election
 May 21, 2013

CERTIFIED Returns

RUN DATE: 06/05/13 10:10 AM

| | | VOTES | | PERCENT | | | | VOTES | PERCENT |
|--|----------------|-------|-------|---------|----|------------------|--|-------|---------|
| Director, Zone 6-7(A) L.B.C.C. DIRECTOR ZONE 6/7 [For complete results, contact Linn County] | | | | | | | | | |
| Vote For 1 | | | | | | | | | |
| 01 = | Lyn Riverstone | 3,151 | 59.02 | | | | | | |
| 02 = | Ron Thiesen | 2,169 | 40.63 | | | 04 = OVER VOTES | | 2 | |
| 03 = | WRITE-IN | 19 | .36 | | | 05 = UNDER VOTES | | 389 | |
| ----- | | | | | | | | | |
| | | 01 | 02 | 03 | 04 | 05 | | | |
| ----- | | | | | | | | | |
| 0001 | 01 | 459 | 322 | 1 | 0 | 49 | | | |
| 0002 | 02 | 166 | 93 | 1 | 0 | 17 | | | |
| 0003 | 03 | 343 | 183 | 2 | 0 | 36 | | | |
| 0004 | 04 | 135 | 97 | 1 | 0 | 22 | | | |
| 0005 | 05 | 161 | 102 | 0 | 0 | 18 | | | |
| 0006 | 06 | 376 | 241 | 1 | 0 | 29 | | | |
| 0007 | 07 | 561 | 418 | 7 | 1 | 91 | | | |
| 0008 | 08 | 583 | 426 | 3 | 0 | 86 | | | |
| 0009 | 09 | 322 | 241 | 1 | 1 | 34 | | | |
| 0023 | 23 | 45 | 46 | 2 | 0 | 7 | | | |
| ===== | | | | | | | | | |

NUMBERED KEY CANVASS

Benton County, Oregon
 Special Election
 May 21, 2013

CERTIFIED Returns

RUN DATE: 06/05/13 10:10 AM

| | | VOTES | PERCENT | | | VOTES | PERCENT |
|--------------------------------------|-----|-------|---------|------------------|--|-------|---------|
| Director, Position 1 ALSEA SCHOOL 7J | | | | | | | |
| Vote For 1 | | | | | | | |
| 01 = Aaron Schneider | | 111 | 98.23 | 03 = OVER VOTES | | 0 | |
| 02 = WRITE-IN | | 2 | 1.77 | 04 = UNDER VOTES | | 24 | |
| ----- | | | | | | | |
| | 01 | 02 | 03 | 04 | | | |
| ----- | | | | | | | |
| 0014 14 | 111 | 2 | 0 | 24 | | | |

| | | VOTES | PERCENT | | | VOTES | PERCENT |
|--------------------------------------|-----|-------|---------|------------------|--|-------|---------|
| Director, Position 2 ALSEA SCHOOL 7J | | | | | | | |
| Vote For 1 | | | | | | | |
| 01 = Doug Westlind | | 116 | 99.15 | 03 = OVER VOTES | | 0 | |
| 02 = WRITE-IN | | 1 | .85 | 04 = UNDER VOTES | | 20 | |
| ----- | | | | | | | |
| | 01 | 02 | 03 | 04 | | | |
| ----- | | | | | | | |
| 0014 14 | 116 | 1 | 0 | 20 | | | |

NUMBERED KEY CANVASS

Lane County, Oregon
Special Election
May 21, 2013

OFFICIAL FINAL RESULTS

REPORT-EL52

PAGE 0015

Alsea School District #7J Director, Position 1

VOTES PERCENT

VOTES PERCENT

Vote For 1

01 = Aaron Schneider

02 = WRITE-IN

3 100.00

0

03 = OVER VOTES

04 = UNDER VOTES

0

0

| ----- | | | |
|-------|----|----|----|
| 01 | 02 | 03 | 04 |
| ----- | | | |
| 3 | 0 | 0 | 0 |

0704 704

I certify that the votes recorded on this abstract correctly summarize the tally of votes cast at the election indicated.

Cheryl Betschart

Cheryl L. Betschart, County Clerk
Lane County, Oregon

June 6, 2013



NUMBERED KEY CANVASS

Lane County, Oregon
 Special Election
 May 21, 2013

OFFICIAL FINAL RESULTS

REPORT-EL52 PAGE 0016

Alsea School District #7J Director, Position 2

VOTES PERCENT

VOTES PERCENT

Vote For 1
 01 = Doug Westlind
 02 = WRITE-IN

3 100.00
 0

03 = OVER VOTES
 04 = UNDER VOTES

0
 0

| 01 | 02 | 03 | 04 |
|----|----|----|----|
| 3 | 0 | 0 | 0 |

0704 704

I certify that the votes recorded on this abstract correctly summarize the tally of votes cast at the election indicated.

Cheryl L. Betschart

Cheryl L. Betschart, County Clerk
 Lane County, Oregon

June 6, 2013



NUMBERED KEY CANVASS

Benton County, Oregon
 Special Election
 May 21, 2013

CERTIFIED Returns

RUN DATE: 06/05/13 10:10 AM

| | | VOTES | PERCENT | | | VOTES | PERCENT |
|---|--|-------|---------|------------------|----|-------|---------|
| Director, Position 2 CENTRAL SCHOOL 13J [For complete results, contact Polk County] | | | | | | | |
| Vote For 1 | | | | | | | |
| 01 = Jennifer Mason | | 0 | | 03 = OVER VOTES | | 0 | |
| 02 = WRITE-IN | | 0 | | 04 = UNDER VOTES | | 0 | |
| | | ----- | | | | | |
| | | 01 | 02 | 03 | 04 | | |
| | | ----- | | | | | |
| 0015 15 | | 0 | 0 | 0 | 0 | | |

| | | VOTES | PERCENT | | | VOTES | PERCENT |
|---|--|-------|---------|------------------|----|-------|---------|
| Director, Position 4 CENTRAL SCHOOL 13J [For complete results, contact Polk County] | | | | | | | |
| Vote For 1 | | | | | | | |
| 01 = NO CANDIDATE FILED | | 0 | | 03 = OVER VOTES | | 0 | |
| 02 = WRITE-IN | | 0 | | 04 = UNDER VOTES | | 0 | |
| | | ----- | | | | | |
| | | 01 | 02 | 03 | 04 | | |
| | | ----- | | | | | |
| 0015 15 | | 0 | 0 | 0 | 0 | | |

| | | VOTES | PERCENT | | | VOTES | PERCENT |
|---|--|-------|---------|------------------|----|-------|---------|
| Director, Position 6 CENTRAL SCHOOL 13J [For complete results, contact Polk County] | | | | | | | |
| Vote For 1 | | | | | | | |
| 01 = Donn Wahl | | 0 | | 03 = OVER VOTES | | 0 | |
| 02 = WRITE-IN | | 0 | | 04 = UNDER VOTES | | 0 | |
| | | ----- | | | | | |
| | | 01 | 02 | 03 | 04 | | |
| | | ----- | | | | | |
| 0015 15 | | 0 | 0 | 0 | 0 | | |

NUMBERED KEY CANVASS

Benton County, Oregon
 Special Election
 May 21, 2013

CERTIFIED Returns

RUN DATE: 06/05/13 10:10 AM

| | | VOTES | PERCENT | | | VOTES | PERCENT |
|--|----|-------|---------|------------------|----|-------|---------|
| Director, Position 1 CORVALLIS SCHOOL 509J | | | | | | | |
| Vote For 1 | | | | | | | |
| 01 = Bill Kemper | | 4,976 | 74.51 | | | | |
| 02 = Craig Allen | | 1,670 | 25.01 | 04 = OVER VOTES | | 1 | |
| 03 = WRITE-IN | | 32 | .48 | 05 = UNDER VOTES | | 507 | |
| ----- | | | | | | | |
| | 01 | 02 | 03 | 04 | 05 | | |
| ----- | | | | | | | |
| 0001 | 01 | 595 | 188 | 5 | 0 | 43 | |
| 0002 | 02 | 199 | 58 | 0 | 0 | 20 | |
| 0003 | 03 | 394 | 113 | 6 | 0 | 51 | |
| 0004 | 04 | 185 | 56 | 1 | 0 | 13 | |
| 0005 | 05 | 209 | 55 | 0 | 0 | 17 | |
| 0006 | 06 | 476 | 143 | 1 | 0 | 27 | |
| 0007 | 07 | 815 | 187 | 5 | 0 | 71 | |
| 0008 | 08 | 782 | 252 | 5 | 0 | 59 | |
| 0009 | 09 | 342 | 211 | 2 | 1 | 43 | |
| 0010 | 10 | 0 | 0 | 0 | 0 | 0 | |
| 0012 | 12 | 38 | 17 | 2 | 0 | 10 | |
| 0016 | 16 | 470 | 190 | 0 | 0 | 57 | |
| 0017 | 17 | 210 | 76 | 3 | 0 | 41 | |
| 0018 | 18 | 2 | 1 | 0 | 0 | 0 | |
| 0019 | 19 | 157 | 68 | 1 | 0 | 32 | |
| 0022 | 22 | 52 | 19 | 0 | 0 | 10 | |
| 0023 | 23 | 50 | 36 | 1 | 0 | 13 | |
| ===== | | | | | | | |

NUMBERED KEY CANVASS

Benton County, Oregon
 Special Election
 May 21, 2013

CERTIFIED Returns

RUN DATE: 06/05/13 10:10 AM

| | | VOTES | | PERCENT | | | | VOTES | | PERCENT | |
|--|---------------|-------|-------|---------|-------------|-----|-----|-------|--|---------|--|
| Director, Position 4 CORVALLIS SCHOOL 509J | | | | | | | | | | | |
| Vote For 1 | | | | | | | | | | | |
| 01 = | Nicolas Ortiz | 2,179 | 31.95 | 04 = | WRITE-IN | 18 | .26 | | | | |
| 02 = | Al Hutchinson | 2,086 | 30.59 | 05 = | OVER VOTES | 3 | | | | | |
| 03 = | Vincent Adams | 2,536 | 37.19 | 06 = | UNDER VOTES | 364 | | | | | |
| ----- | | | | | | | | | | | |
| | | 01 | 02 | 03 | 04 | 05 | 06 | | | | |
| ----- | | | | | | | | | | | |
| 0001 | 01 | 222 | 264 | 304 | 1 | 0 | 40 | | | | |
| 0002 | 02 | 91 | 65 | 109 | 1 | 0 | 11 | | | | |
| 0003 | 03 | 217 | 122 | 195 | 3 | 0 | 27 | | | | |
| 0004 | 04 | 75 | 51 | 115 | 0 | 0 | 14 | | | | |
| 0005 | 05 | 92 | 66 | 108 | 0 | 1 | 14 | | | | |
| 0006 | 06 | 194 | 183 | 251 | 0 | 0 | 19 | | | | |
| 0007 | 07 | 351 | 278 | 380 | 4 | 1 | 64 | | | | |
| 0008 | 08 | 299 | 347 | 399 | 5 | 0 | 48 | | | | |
| 0009 | 09 | 177 | 201 | 190 | 2 | 1 | 28 | | | | |
| 0010 | 10 | 0 | 0 | 0 | 0 | 0 | 0 | | | | |
| 0012 | 12 | 11 | 25 | 22 | 1 | 0 | 8 | | | | |
| 0016 | 16 | 225 | 226 | 231 | 0 | 0 | 35 | | | | |
| 0017 | 17 | 106 | 109 | 93 | 0 | 0 | 22 | | | | |
| 0018 | 18 | 3 | 0 | 0 | 0 | 0 | 0 | | | | |
| 0019 | 19 | 74 | 84 | 78 | 0 | 0 | 22 | | | | |
| 0022 | 22 | 26 | 19 | 28 | 0 | 0 | 8 | | | | |
| 0023 | 23 | 16 | 46 | 33 | 1 | 0 | 4 | | | | |
| ===== | | | | | | | | | | | |

NUMBERED KEY CANVASS

Benton County, Oregon
 Special Election
 May 21, 2013

CERTIFIED Returns

RUN DATE: 06/05/13 10:10 AM

| | | VOTES PERCENT | | | | VOTES PERCENT | |
|--|----|---------------|-------|------------------|-----|---------------|--|
| Director, Position 5 CORVALLIS SCHOOL 509J | | | | | | | |
| Vote For 1 | | | | | | | |
| 01 = Tom Sauret | | 5,441 | 98.21 | 03 = OVER VOTES | | 1 | |
| 02 = WRITE-IN | | 99 | 1.79 | 04 = UNDER VOTES | | 1,645 | |
| | | ----- | | | | | |
| | | 01 | 02 | 03 | 04 | | |
| | | ----- | | | | | |
| 0001 | 01 | 657 | 13 | 0 | 161 | | |
| 0002 | 02 | 218 | 3 | 0 | 56 | | |
| 0003 | 03 | 403 | 13 | 0 | 148 | | |
| 0004 | 04 | 191 | 3 | 0 | 61 | | |
| 0005 | 05 | 206 | 3 | 0 | 72 | | |
| 0006 | 06 | 512 | 7 | 0 | 128 | | |
| 0007 | 07 | 811 | 15 | 0 | 252 | | |
| 0008 | 08 | 835 | 15 | 0 | 248 | | |
| 0009 | 09 | 466 | 10 | 1 | 122 | | |
| 0010 | 10 | 0 | 0 | 0 | 0 | | |
| 0012 | 12 | 50 | 3 | 0 | 14 | | |
| 0016 | 16 | 536 | 4 | 0 | 177 | | |
| 0017 | 17 | 242 | 5 | 0 | 83 | | |
| 0018 | 18 | 3 | 0 | 0 | 0 | | |
| 0019 | 19 | 180 | 1 | 0 | 77 | | |
| 0022 | 22 | 56 | 1 | 0 | 24 | | |
| 0023 | 23 | 75 | 3 | 0 | 22 | | |

Corvallis School District #509J, Director, Position 1

WITH 2 OF 2 PRECINCTS REPORTING

Vote For 1

| | BK ie lm lp e r (NON) | CA rl al ie gn (NON) | t e - I n (NON) | OV VO ET RE S | UV NO DT EE RS |
|----------|---|-------------------------------------|--------------------------------|---------------------------|----------------------------|
| 0044 044 | 97 | 45 | 0 | 0 | 17 |
| 0047 047 | 1 | 1 | 0 | 0 | 0 |

NAME HEADING CANVASS

LINN COUNTY, OREGON
Special Election
May 21, 2013

Final and Official

RUN DATE:05/31/13 05:01 PM

REPORT-EL111

PAGE 0012

Corvallis School District #509J, Director, Position 1

WITH 2 OF 2 PRECINCTS REPORTING

Vote For 1

| | BK ie lm lp e r (NON) | CA rl al ie gn (NON) | t e - I n (NON) | OV VO ET RE S | UV NO DT EE RS |
|--------------------------------|---|-------------------------------------|--------------------------------|---------------------------|----------------------------|
| (CONTINUED FROM PREVIOUS PAGE) | | | | | |
| CANDIDATE TOTALS | 98 | 46 | | | 17 |
| CANDIDATE PERCENT | 60.86 | 28.57 | | | 10.55 |

Corvallis School District #509J, Director, Position 4

WITH 2 OF 2 PRECINCTS REPORTING

Vote For 1

| | A H l u t | N O c h i d i t | V A r i d i t | O V V O N O | U V N O |
|-------------------|-----------------------|--------------------------------------|---------------------------------|----------------------------|------------------|
| | (NON) | (NON) | (NON) | (NON) | |
| 0044 044 | 37 | 82 | 32 | 0 | 8 |
| 0047 047 | 0 | 2 | 0 | 0 | 0 |
| CANDIDATE TOTALS | 37 | 84 | 32 | | 8 |
| CANDIDATE PERCENT | 22.98 | 52.17 | 19.87 | | 4.96 |


Corvallis School District #509J, Director, Position 5

WITH 2 OF 2 PRECINCTS REPORTING

Vote For 1

| | T S o a m u n i t | W r i t t e n | O V V O N O | U V N O |
|-------------------|---|---------------------------------|----------------------------|------------------|
| | (NON) | (NON) | | |
| 0044 044 | 124 | 1 | 0 | 34 |
| 0047 047 | 1 | 0 | 0 | 1 |
| CANDIDATE TOTALS | 125 | 1 | | 35 |
| CANDIDATE PERCENT | 77.63 | .62 | | 21.73 |

I hereby certify this copy to be a true, full and correct copy of the original now on record in my office.
STEVE DRUCKENMILLER

 County Clerk
JUNE 5, 2013
Deputy

NUMBERED KEY CANVASS

Benton County, Oregon
 Special Election
 May 21, 2013

CERTIFIED Returns

RUN DATE: 06/05/13 10:10 AM

| | | | | VOTES | PERCENT | | | VOTES | PERCENT |
|---|--|--|--|-------|---------|------------------|--|-------|---------|
| Director, Zone 1 GREATER ALBANY SCHOOL 8J [For complete results, contact Linn County] | | | | | | | | | |
| Vote For 1 | | | | | | | | | |
| 01 = Sandi K (Stothoff) Gordon | | | | 804 | 98.41 | 03 = OVER VOTES | | 0 | |
| 02 = WRITE-IN | | | | 13 | 1.59 | 04 = UNDER VOTES | | 370 | |

| ----- | | | | |
|---------|-----|----|----|-----|
| | 01 | 02 | 03 | 04 |
| ----- | | | | |
| 0011 11 | 556 | 10 | 0 | 207 |
| 0018 18 | 242 | 2 | 0 | 160 |
| 0022 22 | 6 | 1 | 0 | 3 |

| | | | | VOTES | PERCENT | | | VOTES | PERCENT |
|---|--|--|--|-------|---------|------------------|--|-------|---------|
| Director, Zone 2 GREATER ALBANY SCHOOL 8J [For complete results, contact Linn County] | | | | | | | | | |
| Vote For 1 | | | | | | | | | |
| 01 = Jerry Boehme | | | | 843 | 99.06 | 03 = OVER VOTES | | 0 | |
| 02 = WRITE-IN | | | | 8 | .94 | 04 = UNDER VOTES | | 336 | |

| ----- | | | | |
|---------|-----|----|----|-----|
| | 01 | 02 | 03 | 04 |
| ----- | | | | |
| 0011 11 | 578 | 7 | 0 | 188 |
| 0018 18 | 260 | 0 | 0 | 144 |
| 0022 22 | 5 | 1 | 0 | 4 |

| | | | | VOTES | PERCENT | | | VOTES | PERCENT |
|--|--|--|--|-------|---------|------------------|--|-------|---------|
| Director, At-Large #2 GREATER ALBANY SCHOOL 8J [For complete results, contact Linn County] | | | | | | | | | |
| Vote For 1 | | | | | | | | | |
| 01 = Micah Smith | | | | 639 | 64.16 | | | | |
| 02 = Karen Ann Roberts | | | | 355 | 35.64 | 04 = OVER VOTES | | 0 | |
| 03 = WRITE-IN | | | | 2 | .20 | 05 = UNDER VOTES | | 191 | |

| ----- | | | | | |
|---------|-----|-----|----|----|-----|
| | 01 | 02 | 03 | 04 | 05 |
| ----- | | | | | |
| 0011 11 | 454 | 247 | 2 | 0 | 70 |
| 0018 18 | 184 | 103 | 0 | 0 | 117 |
| 0022 22 | 1 | 5 | 0 | 0 | 4 |

NUMBERED KEY CANVASS

Benton County, Oregon
 Special Election
 May 21, 2013

CERTIFIED Returns

RUN DATE: 06/05/13 10:10 AM

| | VOTES | PERCENT | | VOTES | PERCENT |
|--|-------|---------|------------------|-------|---------|
| Director, Zone 1 HARRISBURG SCHOOL 7 [For complete results, contact Linn County] | | | | | |
| Vote For 1 | | | | | |
| 01 = Wayne Swango | 5 | 100.00 | 03 = OVER VOTES | 0 | |
| 02 = WRITE-IN | 0 | | 04 = UNDER VOTES | 0 | |
| | ----- | | | | |
| | 01 | 02 | 03 | 04 | |
| | ----- | | | | |
| 0020 20 | 5 | 0 | 0 | 0 | |
| ===== | | | | | |

| | VOTES | PERCENT | | VOTES | PERCENT |
|--|-------|---------|------------------|-------|---------|
| Director, Zone 4 HARRISBURG SCHOOL 7 [For complete results, contact Linn County] | | | | | |
| Vote For 1 | | | | | |
| 01 = Randall Klemm | 5 | 100.00 | 03 = OVER VOTES | 0 | |
| 02 = WRITE-IN | 0 | | 04 = UNDER VOTES | 0 | |
| | ----- | | | | |
| | 01 | 02 | 03 | 04 | |
| | ----- | | | | |
| 0020 20 | 5 | 0 | 0 | 0 | |
| ===== | | | | | |

| | VOTES | PERCENT | | VOTES | PERCENT |
|--|-------|---------|------------------|-------|---------|
| Director, Zone 5 HARRISBURG SCHOOL 7 [For complete results, contact Linn County] | | | | | |
| Vote For 1 | | | | | |
| 01 = NO CANDIDATE FILED | 0 | | 03 = OVER VOTES | 0 | |
| 02 = WRITE-IN | 0 | | 04 = UNDER VOTES | 5 | |
| | ----- | | | | |
| | 01 | 02 | 03 | 04 | |
| | ----- | | | | |
| 0020 20 | 0 | 0 | 0 | 5 | |
| ===== | | | | | |

NUMBERED KEY CANVASS

Benton County, Oregon
 Special Election
 May 21, 2013

CERTIFIED Returns

RUN DATE: 06/05/13 10:10 AM

| | VOTES | PERCENT | | VOTES | PERCENT |
|-----------------------------------|-------|---------|------------------|-------|---------|
| Director, Zone 1 MONROE SCHOOL 1J | | | | | |
| Vote For 1 | | | | | |
| 01 = Jennifer Gamache | 257 | 97.72 | 03 = OVER VOTES | 0 | |
| 02 = WRITE-IN | 6 | 2.28 | 04 = UNDER VOTES | 44 | |
| | ----- | | | | |
| | 01 | 02 | 03 | 04 | |
| | ----- | | | | |
| 0013 13 | 47 | 1 | 0 | 11 | |
| 0020 20 | 210 | 5 | 0 | 33 | |

| | VOTES | PERCENT | | VOTES | PERCENT |
|-----------------------------------|-------|---------|------------------|-------|---------|
| Director, Zone 4 MONROE SCHOOL 1J | | | | | |
| Vote For 1 | | | | | |
| 01 = Robert Warden | 262 | 98.13 | 03 = OVER VOTES | 0 | |
| 02 = WRITE-IN | 5 | 1.87 | 04 = UNDER VOTES | 40 | |
| | ----- | | | | |
| | 01 | 02 | 03 | 04 | |
| | ----- | | | | |
| 0013 13 | 44 | 1 | 0 | 14 | |
| 0020 20 | 218 | 4 | 0 | 26 | |

| | VOTES | PERCENT | | VOTES | PERCENT |
|-----------------------------------|-------|---------|------------------|-------|---------|
| Director, Zone 5 MONROE SCHOOL 1J | | | | | |
| Vote For 1 | | | | | |
| 01 = Tony Stroda | 283 | 98.61 | 03 = OVER VOTES | 0 | |
| 02 = WRITE-IN | 4 | 1.39 | 04 = UNDER VOTES | 20 | |
| | ----- | | | | |
| | 01 | 02 | 03 | 04 | |
| | ----- | | | | |
| 0013 13 | 52 | 1 | 0 | 6 | |
| 0020 20 | 231 | 3 | 0 | 14 | |

NUMBERED KEY CANVASS

Lane County, Oregon
 Special Election
 May 21, 2013

OFFICIAL FINAL RESULTS

REPORT-EL52 PAGE 0064

| | | VOTES | PERCENT | | | VOTES | PERCENT |
|---|-------|-------|---------|------------------|--|-------|---------|
| Monroe School District #1J Director, Zone 1 | | | | | | | |
| Vote For 1 | | | | | | | |
| 01 = Jennifer Gamache | | 23 | 100.00 | 03 = OVER VOTES | | 0 | |
| 02 = WRITE-IN | | 0 | | 04 = UNDER VOTES | | 11 | |
| | | ----- | | | | | |
| | 01 | 02 | 03 | 04 | | | |
| | ----- | | | | | | |
| 0712 712 | 23 | 0 | 0 | 11 | | | |

I certify that the votes recorded on this abstract correctly summarize the tally of votes cast at the election indicated.

Cheryl L. Betschart

Cheryl L. Betschart, County Clerk
 Lane County, Oregon

June 6, 2013



NUMBERED KEY CANVASS

Lane County, Oregon
 Special Election
 May 21, 2013

OFFICIAL FINAL RESULTS

REPORT-EL52 PAGE 0065

Monroe School District #1J Director, Zone 4

VOTES PERCENT

VOTES PERCENT

Vote For 1

01 = Robert Warden
 02 = WRITE-IN

22 100.00
 0

03 = OVER VOTES
 04 = UNDER VOTES

0
 12

| 01 | 02 | 03 | 04 |
|----|----|----|----|
| 22 | 0 | 0 | 12 |

0712 712

I certify that the votes recorded on this abstract correctly summarize the tally of votes cast at the election indicated.

Cheryl L. Betschart

Cheryl L. Betschart, County Clerk
 Lane County, Oregon

June 6, 2013



NUMBERED KEY CANVASS

Lane County, Oregon
 Special Election
 May 21, 2013

OFFICIAL FINAL RESULTS

REPORT-EL52 PAGE 0066

Monroe School District #1J Director, Zone 5

VOTES PERCENT

VOTES PERCENT

Vote For 1

01 = Tony Stroda
 02 = WRITE-IN

29 100.00
 0

03 = OVER VOTES
 04 = UNDER VOTES

0
 5

| 01 | 02 | 03 | 04 |
|----|----|----|----|
| 29 | 0 | 0 | 5 |

0712 712

I certify that the votes recorded on this abstract correctly summarize the tally of votes cast at the election indicated.

Cheryl L. Betschart

Cheryl L. Betschart, County Clerk
 Lane County, Oregon

June 6, 2013



NUMBERED KEY CANVASS

Benton County, Oregon
 Special Election
 May 21, 2013

CERTIFIED Returns

RUN DATE: 06/05/13 10:10 AM

| | | VOTES | PERCENT | | | VOTES | PERCENT |
|---|-----|-------|---------|------------------|-----|-------|---------|
| Director, Position 1 PHILOMATH SCHOOL 17J | | | | | | | |
| Vote For 1 | | | | | | | |
| 01 = Jim Kildea | | 1,176 | 62.79 | | | | |
| 02 = Ron VanOrden | | 685 | 36.57 | 04 = OVER VOTES | | 2 | |
| 03 = WRITE-IN | | 12 | .64 | 05 = UNDER VOTES | | 520 | |
| ----- | | | | | | | |
| | 01 | 02 | 03 | 04 | 05 | | |
| ----- | | | | | | | |
| 0010 10 | 594 | 290 | 4 | 1 | 185 | | |
| 0015 15 | 493 | 324 | 8 | 1 | 289 | | |
| 0021 21 | 89 | 71 | 0 | 0 | 46 | | |

| | | VOTES | PERCENT | | | VOTES | PERCENT |
|---|-----|-------|---------|------------------|-----|-------|---------|
| Director, Position 3 PHILOMATH SCHOOL 17J | | | | | | | |
| Vote For 1 | | | | | | | |
| 01 = Tom Klipfel | | 1,030 | 53.07 | | | | |
| 02 = Mary Torgerson | | 895 | 46.11 | 04 = OVER VOTES | | 2 | |
| 03 = WRITE-IN | | 16 | .82 | 05 = UNDER VOTES | | 452 | |
| ----- | | | | | | | |
| | 01 | 02 | 03 | 04 | 05 | | |
| ----- | | | | | | | |
| 0010 10 | 523 | 373 | 5 | 1 | 172 | | |
| 0015 15 | 420 | 449 | 11 | 1 | 234 | | |
| 0021 21 | 87 | 73 | 0 | 0 | 46 | | |

NUMBERED KEY CANVASS

Benton County, Oregon
 Special Election
 May 21, 2013

CERTIFIED Returns

RUN DATE: 06/05/13 10:10 AM

| | | VOTES | PERCENT | | | VOTES | PERCENT |
|---|-----|-------|---------|------------------|-----|-------|---------|
| Director, Position 4 PHILOMATH SCHOOL 17J | | | | | | | |
| Vote For 1 | | | | | | | |
| 01 = Don Cruise | | 1,325 | 69.05 | | | | |
| 02 = Hosanna Broderick | | 582 | 30.33 | 04 = OVER VOTES | | 1 | |
| 03 = WRITE-IN | | 12 | .63 | 05 = UNDER VOTES | | 475 | |
| ----- | | | | | | | |
| | 01 | 02 | 03 | 04 | 05 | | |
| ----- | | | | | | | |
| 0010 10 | 656 | 217 | 4 | 0 | 197 | | |
| 0015 15 | 558 | 316 | 7 | 1 | 233 | | |
| 0021 21 | 111 | 49 | 1 | 0 | 45 | | |

NUMBERED KEY CANVASS

Benton County, Oregon
 Special Election
 May 21, 2013

CERTIFIED Returns

RUN DATE: 06/05/13 10:10 AM

| | | VOTES | PERCENT | | | VOTES | PERCENT |
|---------------------------------|----|-------|---------|------------------|--|-------|---------|
| Director, Position 3 ADAIR RFPD | | | | | | | |
| Vote For 1 | | | | | | | |
| 01 = Dick Green | | 153 | 99.35 | 03 = OVER VOTES | | 0 | |
| 02 = WRITE-IN | | 1 | .65 | 04 = UNDER VOTES | | 39 | |
| ----- | | | | | | | |
| | 01 | 02 | 03 | 04 | | | |
| ----- | | | | | | | |
| 0012 12 | 53 | 0 | 0 | 14 | | | |
| 0016 16 | 2 | 0 | 0 | 0 | | | |
| 0017 17 | 62 | 1 | 0 | 9 | | | |
| 0022 22 | 36 | 0 | 0 | 16 | | | |

| | | VOTES | PERCENT | | | VOTES | PERCENT |
|---------------------------------|----|-------|---------|------------------|--|-------|---------|
| Director, Position 4 ADAIR RFPD | | | | | | | |
| Vote For 1 | | | | | | | |
| 01 = Mary E Hardenbrook | | 152 | 99.35 | 03 = OVER VOTES | | 0 | |
| 02 = WRITE-IN | | 1 | .65 | 04 = UNDER VOTES | | 40 | |
| ----- | | | | | | | |
| | 01 | 02 | 03 | 04 | | | |
| ----- | | | | | | | |
| 0012 12 | 57 | 0 | 0 | 10 | | | |
| 0016 16 | 2 | 0 | 0 | 0 | | | |
| 0017 17 | 56 | 0 | 0 | 16 | | | |
| 0022 22 | 37 | 1 | 0 | 14 | | | |

| | | VOTES | PERCENT | | | VOTES | PERCENT |
|---------------------------------|----|-------|---------|------------------|--|-------|---------|
| Director, Position 5 ADAIR RFPD | | | | | | | |
| Vote For 1 | | | | | | | |
| 01 = Frances I Harris | | 152 | 97.44 | 03 = OVER VOTES | | 0 | |
| 02 = WRITE-IN | | 4 | 2.56 | 04 = UNDER VOTES | | 37 | |
| ----- | | | | | | | |
| | 01 | 02 | 03 | 04 | | | |
| ----- | | | | | | | |
| 0012 12 | 55 | 1 | 0 | 11 | | | |
| 0016 16 | 2 | 0 | 0 | 0 | | | |
| 0017 17 | 58 | 3 | 0 | 11 | | | |
| 0022 22 | 37 | 0 | 0 | 15 | | | |

NUMBERED KEY CANVASS

Benton County, Oregon
 Special Election
 May 21, 2013

CERTIFIED Returns

RUN DATE: 06/05/13 10:10 AM

| | VOTES | PERCENT | | VOTES | PERCENT |
|---------------------------------|-------|---------|------------------|-------|---------|
| Director, Position 1 ALSEA RFPD | | | | | |
| Vote For 1 | | | | | |
| 01 = Terry Lunsford | 111 | 98.23 | 03 = OVER VOTES | 0 | |
| 02 = WRITE-IN | 2 | 1.77 | 04 = UNDER VOTES | 24 | |
| | ----- | | | | |
| | 01 | 02 | 03 | 04 | |
| | ----- | | | | |
| 0014 14 | 111 | 2 | 0 | 24 | |

| | VOTES | PERCENT | | VOTES | PERCENT |
|---------------------------------|-------|---------|------------------|-------|---------|
| Director, Position 2 ALSEA RFPD | | | | | |
| Vote For 1 | | | | | |
| 01 = Grant Laiblin | 122 | 98.39 | 03 = OVER VOTES | 0 | |
| 02 = WRITE-IN | 2 | 1.61 | 04 = UNDER VOTES | 13 | |
| | ----- | | | | |
| | 01 | 02 | 03 | 04 | |
| | ----- | | | | |
| 0014 14 | 122 | 2 | 0 | 13 | |

| | VOTES | PERCENT | | VOTES | PERCENT |
|---------------------------------|-------|---------|------------------|-------|---------|
| Director, Position 3 ALSEA RFPD | | | | | |
| Vote For 1 | | | | | |
| 01 = Gary Strom | 128 | 99.22 | 03 = OVER VOTES | 0 | |
| 02 = WRITE-IN | 1 | .78 | 04 = UNDER VOTES | 8 | |
| | ----- | | | | |
| | 01 | 02 | 03 | 04 | |
| | ----- | | | | |
| 0014 14 | 128 | 1 | 0 | 8 | |

NUMBERED KEY CANVASS

Benton County, Oregon
 Special Election
 May 21, 2013

CERTIFIED Returns

RUN DATE: 06/05/13 10:10 AM

| | | VOTES | PERCENT | | | VOTES | PERCENT |
|---|----|-------|---------|------------------|--|-------|---------|
| Director, Position 3 BLODGETT-SUMMIT RFPD | | | | | | | |
| Vote For 1 | | | | | | | |
| 01 = NO CANDIDATE FILED | | 0 | | 03 = OVER VOTES | | 0 | |
| 02 = WRITE-IN | | 45 | 100.00 | 04 = UNDER VOTES | | 91 | |
| ----- | | | | | | | |
| | 01 | 02 | 03 | 04 | | | |
| ----- | | | | | | | |
| 0015 15 | 0 | 45 | 0 | 91 | | | |
| ===== | | | | | | | |

| | | VOTES | PERCENT | | | VOTES | PERCENT |
|---|----|-------|---------|------------------|--|-------|---------|
| Director, Position 4 BLODGETT-SUMMIT RFPD | | | | | | | |
| Vote For 1 | | | | | | | |
| 01 = Jim Damitio | | 94 | 100.00 | 03 = OVER VOTES | | 0 | |
| 02 = WRITE-IN | | 0 | | 04 = UNDER VOTES | | 42 | |
| ----- | | | | | | | |
| | 01 | 02 | 03 | 04 | | | |
| ----- | | | | | | | |
| 0015 15 | 94 | 0 | 0 | 42 | | | |
| ===== | | | | | | | |

| | | VOTES | PERCENT | | | VOTES | PERCENT |
|---|-----|-------|---------|------------------|--|-------|---------|
| Director, Position 5 BLODGETT-SUMMIT RFPD | | | | | | | |
| Vote For 1 | | | | | | | |
| 01 = T Paul Adams | | 102 | 100.00 | 03 = OVER VOTES | | 0 | |
| 02 = WRITE-IN | | 0 | | 04 = UNDER VOTES | | 34 | |
| ----- | | | | | | | |
| | 01 | 02 | 03 | 04 | | | |
| ----- | | | | | | | |
| 0015 15 | 102 | 0 | 0 | 34 | | | |
| ===== | | | | | | | |

NUMBERED KEY CANVASS

Benton County, Oregon
 Special Election
 May 21, 2013

CERTIFIED Returns

RUN DATE: 06/05/13 10:10 AM

| | | VOTES | PERCENT | | | VOTES | PERCENT |
|-------------------------------------|-----|-------|---------|------------------|--|-------|---------|
| Director, Position 1 CORVALLIS RFPD | | | | | | | |
| Vote For 1 | | | | | | | |
| 01 = Tom Nelson | | 732 | 98.79 | 03 = OVER VOTES | | 0 | |
| 02 = WRITE-IN | | 9 | 1.21 | 04 = UNDER VOTES | | 319 | |
| ----- | | | | | | | |
| | 01 | 02 | 03 | 04 | | | |
| ----- | | | | | | | |
| 0016 16 | 447 | 4 | 0 | 193 | | | |
| 0017 17 | 177 | 2 | 0 | 77 | | | |
| 0019 19 | 20 | 1 | 0 | 22 | | | |
| 0022 22 | 13 | 0 | 0 | 4 | | | |
| 0023 23 | 75 | 2 | 0 | 23 | | | |

| | | VOTES | PERCENT | | | VOTES | PERCENT |
|-------------------------------------|-----|-------|---------|------------------|--|-------|---------|
| Director, Position 2 CORVALLIS RFPD | | | | | | | |
| Vote For 1 | | | | | | | |
| 01 = Alex Polikoff | | 720 | 98.77 | 03 = OVER VOTES | | 0 | |
| 02 = WRITE-IN | | 9 | 1.23 | 04 = UNDER VOTES | | 331 | |
| ----- | | | | | | | |
| | 01 | 02 | 03 | 04 | | | |
| ----- | | | | | | | |
| 0016 16 | 438 | 3 | 0 | 203 | | | |
| 0017 17 | 177 | 4 | 0 | 75 | | | |
| 0019 19 | 21 | 0 | 0 | 22 | | | |
| 0022 22 | 12 | 0 | 0 | 5 | | | |
| 0023 23 | 72 | 2 | 0 | 26 | | | |

NAME HEADING CANVASS

LINN COUNTY, OREGON
Special Election
May 21, 2013

Final and Official

RUN DATE:05/31/13 05:01 PM

REPORT-EL111

PAGE 0034

Corvallis Rural Fire Protection District,

WITH 3 OF 3 PRECINCTS REPORTING

Director, Position 1
Vote For 1

| | W r i t e r s n (NON) | OV VO ET RS n (NON) | UV NO DT EE RS |
|--------------------------|---|------------------------------------|----------------------------|
| 0019 019 | 32 | 0 | 4 |
| 0044 044 | 109 | 0 | 32 |
| 0047 047 | 10 | 1 | 4 |
| CANDIDATE TOTALS | 151 | 1 | 40 |
| CANDIDATE PERCENT | 78.64 | .52 | 20.83 |


Corvallis Rural Fire Protection District,

WITH 3 OF 3 PRECINCTS REPORTING

Director, Position 2
Vote For 1

| | W r i t e r s n (NON) | OV VO ET RS n (NON) | UV NO DT EE RS |
|--------------------------|---|------------------------------------|----------------------------|
| 0019 019 | 29 | 0 | 7 |
| 0044 044 | 101 | 0 | 40 |
| 0047 047 | 9 | 1 | 5 |
| CANDIDATE TOTALS | 139 | 1 | 52 |
| CANDIDATE PERCENT | 72.39 | .52 | 27.08 |

I hereby certify this copy to be a true,
full and correct copy of the original now
on record in my office.
STEVE DRUCKENMILLER


County Clerk
Deputy

NUMBERED KEY CANVASS

Benton County, Oregon
 Special Election
 May 21, 2013

CERTIFIED Returns

RUN DATE: 06/05/13 10:10 AM

| | | VOTES | PERCENT | | | VOTES | PERCENT |
|--|----|-------|---------|------------------|--|-------|---------|
| Director, Position 3 HOSKINS-KINGS VALLEY RFPD | | | | | | | |
| Vote For 1 | | | | | | | |
| 01 = Jane Brandenburg | | 69 | 98.57 | 03 = OVER VOTES | | 0 | |
| 02 = WRITE-IN | | 1 | 1.43 | 04 = UNDER VOTES | | 37 | |
| | | ----- | | | | | |
| | 01 | 02 | 03 | 04 | | | |
| | | ----- | | | | | |
| 0015 15 | 69 | 1 | 0 | 37 | | | |

| | | VOTES | PERCENT | | | VOTES | PERCENT |
|--|----|-------|---------|------------------|--|-------|---------|
| Director, Position 4 HOSKINS-KINGS VALLEY RFPD | | | | | | | |
| Vote For 1 | | | | | | | |
| 01 = Heather Look | | 57 | 98.28 | 03 = OVER VOTES | | 0 | |
| 02 = WRITE-IN | | 1 | 1.72 | 04 = UNDER VOTES | | 49 | |
| | | ----- | | | | | |
| | 01 | 02 | 03 | 04 | | | |
| | | ----- | | | | | |
| 0015 15 | 57 | 1 | 0 | 49 | | | |

| | | VOTES | PERCENT | | | VOTES | PERCENT |
|--|----|-------|---------|------------------|--|-------|---------|
| Director, Position 5 HOSKINS-KINGS VALLEY RFPD | | | | | | | |
| Vote For 1 | | | | | | | |
| 01 = Deb Montgomery | | 63 | 98.44 | 03 = OVER VOTES | | 0 | |
| 02 = WRITE-IN | | 1 | 1.56 | 04 = UNDER VOTES | | 43 | |
| | | ----- | | | | | |
| | 01 | 02 | 03 | 04 | | | |
| | | ----- | | | | | |
| 0015 15 | 63 | 1 | 0 | 43 | | | |

Benton County Elections
 May 21, 2013 Special Election
 Results Certified from Polk County

Director, Position 3 HOSKINS-KINGS VALLEY RFPD

Vote For 1

J B
 a r
 n a
 e n
 d W
 e R
 n I
 b T O V U V
 u E V O N O
 r I E T D T
 g N R E E E
 (NON) (NON) S R S

| | | | | |
|-------------------|--------|---|---|---|
| 0118 118 | 0 | 0 | 0 | 0 |
| 0152 152 | 14 | 0 | 0 | 0 |
| CANDIDATE TOTALS | 14 | | | |
| CANDIDATE PERCENT | 100.00 | | | |



CERTIFIED TO BE A TRUE AND
 CORRECT COPY OF THE ORIGINAL
 ALERIE UNGER, Polk County Clerk

By *[Signature]* Deputy

Benton County Elections
 May 21, 2013 Special Election
 Results Certified from Polk County

NAME HEADING CANVASS

Polk County, Oregon
 Special Election
 May 21, 2013

RUN DATE:06/04/13 02:29 PM

Director, Position 4 HOSKINS-KINGS VALLEY RFPD

Vote For 1

| | | | | |
|--|-------|-------|-----|-----|
| | H L | W R | | |
| | e o | I | | |
| | a o | T | O V | U V |
| | t k | E | V O | N O |
| | h | - | E T | D T |
| | e | I | R E | E E |
| | r | N | S | R S |
| | (NON) | (NON) | | |


| | | | | | |
|----------|-------------------|--------|---|---|---|
| 0118 118 | | 0 | 0 | 0 | 0 |
| 0152 152 | | 14 | 0 | 0 | 0 |
| | CANDIDATE TOTALS | 14 | | | |
| | CANDIDATE PERCENT | 100.00 | | | |

Director, Position 5 HOSKINS-KINGS VALLEY RFPD

Vote For 1

| | | | | |
|--|-----|-------|-----|-----|
| | D M | | | |
| | e o | | | |
| | b n | W R | | |
| | t | I | | |
| | g | T | O V | U V |
| | o | E | V O | N O |
| | m | - | E T | D T |
| | e | I | R E | E E |
| | r | N | S | R S |
| | y | (NON) | | |

| | | | | | |
|----------|-------------------|--------|---|---|---|
| 0118 118 | | 0 | 0 | 0 | 0 |
| 0152 152 | | 14 | 0 | 0 | 0 |
| | CANDIDATE TOTALS | 14 | | | |
| | CANDIDATE PERCENT | 100.00 | | | |



CERTIFIED TO BE A TRUE AND
 CORRECT COPY OF THE ORIGINAL
 VALERIE UNGER, Polk County Clerk

By *[Signature]* Deputy

NUMBERED KEY CANVASS

Benton County, Oregon
 Special Election
 May 21, 2013

CERTIFIED Returns

RUN DATE: 06/05/13 10:10 AM

| | | VOTES | PERCENT | | | VOTES | PERCENT |
|----------------------------------|-----|-------|---------|------------------|--|-------|---------|
| Director, Position 1 MONROE RFPD | | | | | | | |
| Vote For 1 | | | | | | | |
| 01 = Tony Baker | | 282 | 99.65 | 03 = OVER VOTES | | 0 | |
| 02 = WRITE-IN | | 1 | .35 | 04 = UNDER VOTES | | 30 | |
| ----- | | | | | | | |
| | 01 | 02 | 03 | 04 | | | |
| ----- | | | | | | | |
| 0013 13 | 53 | 0 | 0 | 6 | | | |
| 0019 19 | 1 | 0 | 0 | 0 | | | |
| 0020 20 | 228 | 1 | 0 | 24 | | | |

| | | VOTES | PERCENT | | | VOTES | PERCENT |
|----------------------------------|-----|-------|---------|------------------|--|-------|---------|
| Director, Position 4 MONROE RFPD | | | | | | | |
| Vote For 1 | | | | | | | |
| 01 = Robert John Schmitt | | 249 | 99.20 | 03 = OVER VOTES | | 0 | |
| 02 = WRITE-IN | | 2 | .80 | 04 = UNDER VOTES | | 62 | |
| ----- | | | | | | | |
| | 01 | 02 | 03 | 04 | | | |
| ----- | | | | | | | |
| 0013 13 | 42 | 0 | 0 | 17 | | | |
| 0019 19 | 0 | 0 | 0 | 1 | | | |
| 0020 20 | 207 | 2 | 0 | 44 | | | |

| | | VOTES | PERCENT | | | VOTES | PERCENT |
|----------------------------------|-----|-------|---------|------------------|--|-------|---------|
| Director, Position 5 MONROE RFPD | | | | | | | |
| Vote For 1 | | | | | | | |
| 01 = Chad Goracke | | 287 | 98.97 | 03 = OVER VOTES | | 0 | |
| 02 = WRITE-IN | | 3 | 1.03 | 04 = UNDER VOTES | | 23 | |
| ----- | | | | | | | |
| | 01 | 02 | 03 | 04 | | | |
| ----- | | | | | | | |
| 0013 13 | 54 | 1 | 0 | 4 | | | |
| 0019 19 | 1 | 0 | 0 | 0 | | | |
| 0020 20 | 232 | 2 | 0 | 19 | | | |

NUMBERED KEY CANVASS

Lane County, Oregon
 Special Election
 May 21, 2013

OFFICIAL FINAL RESULTS

REPORT-EL52 PAGE 0123

Monroe RFPD Director Position 1

VOTES PERCENT

VOTES PERCENT

Vote For 1

01 = Tony Baker
 02 = WRITE-IN

35 100.00
 0

03 = OVER VOTES
 04 = UNDER VOTES

0
 17

| 01 | 02 | 03 | 04 |
|----|----|----|----|
| 35 | 0 | 0 | 17 |

0712 712

I certify that the votes recorded on this abstract correctly summarize the tally of votes cast at the election indicated.

Cheryl L. Betschart

Cheryl L. Betschart, County Clerk
 Lane County, Oregon

June 6, 2013



NUMBERED KEY CANVASS

Lane County, Oregon
 Special Election
 May 21, 2013

OFFICIAL FINAL RESULTS

REPORT-EL52 PAGE 0124

Monroe RFPD Director Position 4

VOTES PERCENT

VOTES PERCENT

Vote For 1

01 = Robert John Schmitt
 02 = WRITE-IN

35 100.00
 0

03 = OVER VOTES
 04 = UNDER VOTES

0
 17

| 01 | 02 | 03 | 04 |
|----|----|----|----|
| 35 | 0 | 0 | 17 |

0712 712

I certify that the votes recorded on this abstract correctly summarize the tally of votes cast at the election indicated.

Cheryl L. Betschart

Cheryl L. Betschart, County Clerk
 Lane County, Oregon

June 6, 2013



NUMBERED KEY CANVASS

Lane County, Oregon
 Special Election
 May 21, 2013

OFFICIAL FINAL RESULTS

REPORT-EL52

PAGE 0125

Monroe RFPD Director Position 5

VOTES PERCENT

VOTES PERCENT

Vote For 1

01 = Chad Goracke

02 = WRITE-IN

38 100.00
 0

03 = OVER VOTES
 04 = UNDER VOTES

0
 14

| 01 | 02 | 03 | 04 |
|----|----|----|----|
| 38 | 0 | 0 | 14 |

0712 712

I certify that the votes recorded on this abstract correctly summarize the tally of votes cast at the election indicated.

Cheryl L. Betschart

Cheryl L. Betschart, County Clerk
 Lane County, Oregon

June 6, 20*13*



NUMBERED KEY CANVASS

Benton County, Oregon
 Special Election
 May 21, 2013

CERTIFIED Returns

RUN DATE: 06/05/13 10:10 AM

| | | VOTES | PERCENT | | | VOTES | PERCENT |
|--|-----|-------|---------|------------------|--|-------|---------|
| Director, Position 1 NORTH ALBANY RFPD | | | | | | | |
| Vote For 1 | | | | | | | |
| 01 = Richard Burright | | 162 | 100.00 | 03 = OVER VOTES | | 0 | |
| 02 = WRITE-IN | | 0 | | 04 = UNDER VOTES | | 31 | |
| ----- | | | | | | | |
| | 01 | 02 | 03 | 04 | | | |
| ----- | | | | | | | |
| 0017 17 | 0 | 0 | 0 | 0 | | | |
| 0018 18 | 159 | 0 | 0 | 31 | | | |
| 0022 22 | 3 | 0 | 0 | 0 | | | |
| 0023 23 | 0 | 0 | 0 | 0 | | | |

| | | VOTES | PERCENT | | | VOTES | PERCENT |
|--|-----|-------|---------|------------------|--|-------|---------|
| Director, Position 2 NORTH ALBANY RFPD | | | | | | | |
| Vote For 1 | | | | | | | |
| 01 = Mike McLain | | 154 | 100.00 | 03 = OVER VOTES | | 0 | |
| 02 = WRITE-IN | | 0 | | 04 = UNDER VOTES | | 39 | |
| ----- | | | | | | | |
| | 01 | 02 | 03 | 04 | | | |
| ----- | | | | | | | |
| 0017 17 | 0 | 0 | 0 | 0 | | | |
| 0018 18 | 151 | 0 | 0 | 39 | | | |
| 0022 22 | 3 | 0 | 0 | 0 | | | |
| 0023 23 | 0 | 0 | 0 | 0 | | | |

NUMBERED KEY CANVASS

Benton County, Oregon
 Special Election
 May 21, 2013

CERTIFIED Returns

RUN DATE: 06/05/13 10:10 AM

| | | VOTES | PERCENT | | | VOTES | PERCENT |
|-------------------------------------|--|-------|---------|------------------|----|-------|---------|
| Director, Position 1 PALESTINE RFPD | | | | | | | |
| Vote For 1 | | | | | | | |
| 01 = J David Adams | | 153 | 99.35 | 03 = OVER VOTES | | 0 | |
| 02 = WRITE-IN | | 1 | .65 | 04 = UNDER VOTES | | 79 | |
| ----- | | | | | | | |
| | | 01 | 02 | 03 | 04 | | |
| ----- | | | | | | | |
| 0018 18 | | 137 | 0 | 0 | 77 | | |
| 0022 22 | | 16 | 1 | 0 | 2 | | |

| | | VOTES | PERCENT | | | VOTES | PERCENT |
|-------------------------------------|--|-------|---------|------------------|----|-------|---------|
| Director, Position 2 PALESTINE RFPD | | | | | | | |
| Vote For 1 | | | | | | | |
| 01 = Roger M Biegel | | 150 | 99.34 | 03 = OVER VOTES | | 0 | |
| 02 = WRITE-IN | | 1 | .66 | 04 = UNDER VOTES | | 82 | |
| ----- | | | | | | | |
| | | 01 | 02 | 03 | 04 | | |
| ----- | | | | | | | |
| 0018 18 | | 133 | 0 | 0 | 81 | | |
| 0022 22 | | 17 | 1 | 0 | 1 | | |

| | | VOTES | PERCENT | | | VOTES | PERCENT |
|-------------------------------------|--|-------|---------|------------------|-----|-------|---------|
| Director, Position 3 PALESTINE RFPD | | | | | | | |
| Vote For 1 | | | | | | | |
| 01 = NO CANDIDATE FILED | | 0 | | 03 = OVER VOTES | | 0 | |
| 02 = WRITE-IN | | 11 | 100.00 | 04 = UNDER VOTES | | 222 | |
| ----- | | | | | | | |
| | | 01 | 02 | 03 | 04 | | |
| ----- | | | | | | | |
| 0018 18 | | 0 | 10 | 0 | 204 | | |
| 0022 22 | | 0 | 1 | 0 | 18 | | |

NUMBERED KEY CANVASS

Benton County, Oregon
 Special Election
 May 21, 2013

CERTIFIED Returns

RUN DATE: 06/05/13 10:10 AM

| | | VOTES | PERCENT | | | VOTES | PERCENT |
|--|-----|-------|---------|------------------|-----|-------|---------|
| Director, Position 1 PHILOMATH FIRE AND RESCUE | | | | | | | |
| Vote For 1 | | | | | | | |
| 01 = Tom Ries | | 1,079 | 58.39 | | | | |
| 02 = John Berger | | 759 | 41.07 | 04 = OVER VOTES | | 2 | |
| 03 = WRITE-IN | | 10 | .54 | 05 = UNDER VOTES | | 505 | |
| ----- | | | | | | | |
| | 01 | 02 | 03 | 04 | 05 | | |
| ----- | | | | | | | |
| 0010 10 | 483 | 345 | 3 | 1 | 242 | | |
| 0015 15 | 369 | 280 | 5 | 1 | 174 | | |
| 0016 16 | 38 | 22 | 0 | 0 | 5 | | |
| 0019 19 | 100 | 50 | 2 | 0 | 29 | | |
| 0021 21 | 89 | 62 | 0 | 0 | 55 | | |

| | | VOTES | PERCENT | | | VOTES | PERCENT |
|--|-----|-------|---------|------------------|--|-------|---------|
| Director, Position 2 PHILOMATH FIRE AND RESCUE | | | | | | | |
| Vote For 1 | | | | | | | |
| 01 = Ruth Jacobs | | 1,429 | 97.48 | 03 = OVER VOTES | | 1 | |
| 02 = WRITE-IN | | 37 | 2.52 | 04 = UNDER VOTES | | 888 | |
| ----- | | | | | | | |
| | 01 | 02 | 03 | 04 | | | |
| ----- | | | | | | | |
| 0010 10 | 669 | 17 | 0 | 388 | | | |
| 0015 15 | 472 | 11 | 1 | 345 | | | |
| 0016 16 | 48 | 0 | 0 | 17 | | | |
| 0019 19 | 139 | 6 | 0 | 36 | | | |
| 0021 21 | 101 | 3 | 0 | 102 | | | |

NUMBERED KEY CANVASS

Benton County, Oregon
 Special Election
 May 21, 2013

CERTIFIED Returns

RUN DATE: 06/05/13 10:10 AM

| | | VOTES | | PERCENT | | | | VOTES | | PERCENT | |
|--|--|-------|-----|---------|----|------------------|--|-------|--|---------|--|
| Director, Position 3 PHILOMATH FIRE AND RESCUE | | | | | | | | | | | |
| Vote For 1 | | | | | | | | | | | |
| 01 = Joe Brier | | 888 | | 52.58 | | | | | | | |
| 02 = Chris Bentley | | 785 | | 46.48 | | 04 = OVER VOTES | | | | 1 | |
| 03 = WRITE-IN | | 16 | | .95 | | 05 = UNDER VOTES | | | | 665 | |
| ----- | | | | | | | | | | | |
| | | 01 | 02 | 03 | 04 | 05 | | | | | |
| ----- | | | | | | | | | | | |
| 0010 10 | | 418 | 326 | 8 | 0 | 322 | | | | | |
| 0015 15 | | 302 | 290 | 7 | 1 | 229 | | | | | |
| 0016 16 | | 34 | 25 | 0 | 0 | 6 | | | | | |
| 0019 19 | | 76 | 72 | 0 | 0 | 33 | | | | | |
| 0021 21 | | 58 | 72 | 1 | 0 | 75 | | | | | |
| ===== | | | | | | | | | | | |

NUMBERED KEY CANVASS

Benton County, Oregon
 Special Election
 May 21, 2013

CERTIFIED Returns

RUN DATE: 06/05/13 10:10 AM

| | | VOTES | PERCENT | | | VOTES | PERCENT |
|---------------------------------------|----|-------|---------|------------------|--|-------|---------|
| Director, Position 1 | | | | | | | |
| VINEYARD MOUNTAIN PARK AND RECREATION | | | | | | | |
| Vote For 1 | | | | | | | |
| 01 = Ray Topping | | 79 | 98.75 | 03 = OVER VOTES | | 0 | |
| 02 = WRITE-IN | | 1 | 1.25 | 04 = UNDER VOTES | | 15 | |
| ----- | | | | | | | |
| | 01 | 02 | 03 | 04 | | | |
| ----- | | | | | | | |
| 0016 16 | 57 | 1 | 0 | 10 | | | |
| 0017 17 | 22 | 0 | 0 | 5 | | | |

| | | VOTES | PERCENT | | | VOTES | PERCENT |
|---------------------------------------|----|-------|---------|------------------|--|-------|---------|
| Director, Position 2 | | | | | | | |
| VINEYARD MOUNTAIN PARK AND RECREATION | | | | | | | |
| Vote For 1 | | | | | | | |
| 01 = John Snelling | | 82 | 98.80 | 03 = OVER VOTES | | 0 | |
| 02 = WRITE-IN | | 1 | 1.20 | 04 = UNDER VOTES | | 12 | |
| ----- | | | | | | | |
| | 01 | 02 | 03 | 04 | | | |
| ----- | | | | | | | |
| 0016 16 | 59 | 1 | 0 | 8 | | | |
| 0017 17 | 23 | 0 | 0 | 4 | | | |

| | | VOTES | PERCENT | | | VOTES | PERCENT |
|---------------------------------------|----|-------|---------|------------------|--|-------|---------|
| Director, Position 3 | | | | | | | |
| VINEYARD MOUNTAIN PARK AND RECREATION | | | | | | | |
| Vote For 1 | | | | | | | |
| 01 = Sam Stern | | 78 | 98.73 | 03 = OVER VOTES | | 0 | |
| 02 = WRITE-IN | | 1 | 1.27 | 04 = UNDER VOTES | | 16 | |
| ----- | | | | | | | |
| | 01 | 02 | 03 | 04 | | | |
| ----- | | | | | | | |
| 0016 16 | 55 | 1 | 0 | 12 | | | |
| 0017 17 | 23 | 0 | 0 | 4 | | | |

NUMBERED KEY CANVASS

Benton County, Oregon
 Special Election
 May 21, 2013

CERTIFIED Returns

RUN DATE: 06/05/13 10:10 AM

| | | VOTES | PERCENT | | | VOTES | PERCENT |
|------------------------------------|----|-------|---------|------------------|--|-------|---------|
| Commissioner, Position 1 | | | | | | | |
| DUMBECK LANE DOMESTIC WATER SUPPLY | | | | | | | |
| Vote For 1 | | | | | | | |
| 01 = Ted Fullmer | | 40 | 97.56 | 03 = OVER VOTES | | 0 | |
| 02 = WRITE-IN | | 1 | 2.44 | 04 = UNDER VOTES | | 8 | |
| ----- | | | | | | | |
| | 01 | 02 | 03 | 04 | | | |
| ----- | | | | | | | |
| 0018 18 | 34 | 0 | 0 | 7 | | | |
| 0022 22 | 6 | 1 | 0 | 1 | | | |
| ===== | | | | | | | |

| | | VOTES | PERCENT | | | VOTES | PERCENT |
|------------------------------------|----|-------|---------|------------------|--|-------|---------|
| Commissioner, Position 2 | | | | | | | |
| DUMBECK LANE DOMESTIC WATER SUPPLY | | | | | | | |
| Vote For 1 | | | | | | | |
| 01 = Rod Laverdure | | 41 | 95.35 | 03 = OVER VOTES | | 0 | |
| 02 = WRITE-IN | | 2 | 4.65 | 04 = UNDER VOTES | | 6 | |
| ----- | | | | | | | |
| | 01 | 02 | 03 | 04 | | | |
| ----- | | | | | | | |
| 0018 18 | 35 | 1 | 0 | 5 | | | |
| 0022 22 | 6 | 1 | 0 | 1 | | | |
| ===== | | | | | | | |

NUMBERED KEY CANVASS

Benton County, Oregon
 Special Election
 May 21, 2013

CERTIFIED Returns

RUN DATE: 06/05/13 10:10 AM

| | | VOTES | PERCENT | | | VOTES | PERCENT |
|--|--|-------|---------|------------------|----|-------|---------|
| Commissioner Position 4 JUNCTION CITY WATER CONTROL DIST [For complete results, contact Lane County] | | | | | | | |
| Vote For 1 | | | | | | | |
| 01 = Tom Kokkeler | | 19 | 100.00 | 03 = OVER VOTES | | 0 | |
| 02 = WRITE-IN | | 0 | | 04 = UNDER VOTES | | 2 | |
| | | ----- | | | | | |
| | | 01 | 02 | 03 | 04 | | |
| | | ----- | | | | | |
| 0020 20 | | 19 | 0 | 0 | 2 | | |

| | | VOTES | PERCENT | | | VOTES | PERCENT |
|--|--|-------|---------|------------------|----|-------|---------|
| Commissioner Position 5 JUNCTION CITY WATER CONTROL DIST [For complete results, contact Lane County] | | | | | | | |
| Vote For 1 | | | | | | | |
| 01 = Eric Freepons | | 17 | 100.00 | 03 = OVER VOTES | | 0 | |
| 02 = WRITE-IN | | 0 | | 04 = UNDER VOTES | | 4 | |
| | | ----- | | | | | |
| | | 01 | 02 | 03 | 04 | | |
| | | ----- | | | | | |
| 0020 20 | | 17 | 0 | 0 | 4 | | |

| | | VOTES | PERCENT | | | VOTES | PERCENT |
|--|--|-------|---------|------------------|----|-------|---------|
| Commissioner Position 6 JUNCTION CITY WATER CONTROL DIST [For complete results, contact Lane County] | | | | | | | |
| Vote For 1 | | | | | | | |
| 01 = Jerry Marguth | | 21 | 100.00 | 03 = OVER VOTES | | 0 | |
| 02 = WRITE-IN | | 0 | | 04 = UNDER VOTES | | 0 | |
| | | ----- | | | | | |
| | | 01 | 02 | 03 | 04 | | |
| | | ----- | | | | | |
| 0020 20 | | 21 | 0 | 0 | 0 | | |

NUMBERED KEY CANVASS

Benton County, Oregon
 Special Election
 May 21, 2013

CERTIFIED Returns

RUN DATE: 06/05/13 10:10 AM

| | | VOTES | PERCENT | | | VOTES | PERCENT |
|--|--|-------|---------|------------------|----|-------|---------|
| Commissioner Position 7 JUNCTION CITY WATER CONTROL DIST [For complete results, contact Lane County] | | | | | | | |
| Vote For 1 | | | | | | | |
| 01 = Tony Stroda | | 20 | 100.00 | 03 = OVER VOTES | | 0 | |
| 02 = WRITE-IN | | 0 | | 04 = UNDER VOTES | | 1 | |
| | | ----- | | | | | |
| | | 01 | 02 | 03 | 04 | | |
| | | ----- | | | | | |
| 0020 20 | | 20 | 0 | 0 | 1 | | |

| | | VOTES | PERCENT | | | VOTES | PERCENT |
|--|--|-------|---------|------------------|----|-------|---------|
| Commissioner Position 8 JUNCTION CITY WATER CONTROL DIST [For complete results, contact Lane County] | | | | | | | |
| Vote For 1 | | | | | | | |
| 01 = Scott Gibson | | 19 | 100.00 | 03 = OVER VOTES | | 0 | |
| 02 = WRITE-IN | | 0 | | 04 = UNDER VOTES | | 2 | |
| | | ----- | | | | | |
| | | 01 | 02 | 03 | 04 | | |
| | | ----- | | | | | |
| 0020 20 | | 19 | 0 | 0 | 2 | | |

| | | VOTES | PERCENT | | | VOTES | PERCENT |
|--|--|-------|---------|------------------|----|-------|---------|
| Commissioner Position 9 JUNCTION CITY WATER CONTROL DIST [For complete results, contact Lane County] | | | | | | | |
| Vote For 1 | | | | | | | |
| 01 = John Reerslev | | 16 | 100.00 | 03 = OVER VOTES | | 0 | |
| 02 = WRITE-IN | | 0 | | 04 = UNDER VOTES | | 5 | |
| | | ----- | | | | | |
| | | 01 | 02 | 03 | 04 | | |
| | | ----- | | | | | |
| 0020 20 | | 16 | 0 | 0 | 5 | | |

NUMBERED KEY CANVASS

Benton County, Oregon
 Special Election
 May 21, 2013

CERTIFIED Returns

RUN DATE: 06/05/13 10:10 AM

| | VOTES | PERCENT | | VOTES | PERCENT |
|-------------------------------------|-------|---------|------------------|-------|---------|
| Director, Position 2 ALSEA CEMETERY | | | | | |
| Vote For 1 | | | | | |
| 01 = Avanell (Avie) Wren | 115 | 99.14 | 03 = OVER VOTES | 0 | |
| 02 = WRITE-IN | 1 | .86 | 04 = UNDER VOTES | 15 | |
| | ----- | | | | |
| | 01 | 02 | 03 | 04 | |
| | ----- | | | | |
| 0014 14 | 115 | 1 | 0 | 15 | |

| | VOTES | PERCENT | | VOTES | PERCENT |
|-------------------------------------|-------|---------|------------------|-------|---------|
| Director, Position 3 ALSEA CEMETERY | | | | | |
| Vote For 1 | | | | | |
| 01 = Steve Cantrell | 125 | 99.21 | 03 = OVER VOTES | 0 | |
| 02 = WRITE-IN | 1 | .79 | 04 = UNDER VOTES | 5 | |
| | ----- | | | | |
| | 01 | 02 | 03 | 04 | |
| | ----- | | | | |
| 0014 14 | 125 | 1 | 0 | 5 | |

NUMBERED KEY CANVASS

Benton County, Oregon
 Special Election
 May 21, 2013

CERTIFIED Returns

RUN DATE: 06/05/13 10:10 AM

| | | VOTES | PERCENT | | | VOTES | PERCENT |
|--------------------------------|-----|-------|---------|------------------|--|-------|---------|
| Measure 02-83 - Palastine RFPD | | | | | | | |
| Vote For 1 | | | | | | | |
| 01 = Yes | | 200 | 89.29 | 03 = OVER VOTES | | 0 | |
| 02 = No | | 24 | 10.71 | 04 = UNDER VOTES | | 9 | |
| ----- | | | | | | | |
| | 01 | 02 | 03 | 04 | | | |
| ----- | | | | | | | |
| 0018 18 | 187 | 20 | 0 | 7 | | | |
| 0022 22 | 13 | 4 | 0 | 2 | | | |

| | | VOTES | PERCENT | | | VOTES | PERCENT |
|---|-----|-------|---------|------------------|--|-------|---------|
| Measure 02-84 - Philomath School District | | | | | | | |
| Vote For 1 | | | | | | | |
| 01 = Yes | | 1,252 | 52.89 | 03 = OVER VOTES | | 1 | |
| 02 = No | | 1,115 | 47.11 | 04 = UNDER VOTES | | 27 | |
| ----- | | | | | | | |
| | 01 | 02 | 03 | 04 | | | |
| ----- | | | | | | | |
| 0010 10 | 628 | 437 | 0 | 9 | | | |
| 0015 15 | 523 | 573 | 1 | 18 | | | |
| 0021 21 | 101 | 105 | 0 | 0 | | | |

Benton County Elections
 May 21, 2013 Special Election
 Results Certified from Polk County

2-84 - Philomath School District

Vote For 1

| | O V | U V | | |
|-------------------|-------|-------|---|---|
| | V O | N O | | |
| | E T | D T | | |
| Y | RE | EE | | |
| e | S | RS | | |
| s | | | | |
| (NON) | (NON) | | | |
| 0152 152 | 9 | 2 | 0 | 0 |
| CANDIDATE TOTALS | 9 | 2 | | |
| CANDIDATE PERCENT | 81.81 | 18.18 | | |



CERTIFIED TO BE A TRUE AND
 CORRECT COPY OF THE ORIGINAL
 VALERIE UNGER, Polk County Clerk

By *[Signature]* Deputy

