

NUMBER KEY CANVASS

Benton County, Oregon
 Special District Election
 May 19, 2015

FINAL OFFICIAL RESULTS

	TOTAL	PERCENT		TOTAL	PERCENT
01 = REGISTERED VOTERS - TOTAL	50,897		03 = VOTER TURNOUT - TOTAL		46.03
02 = BALLOTS CAST - TOTAL	23,430				
	01	02	03		
0001 01	3599	1797	49.93		
0002 02	2614	. 689	26.36		
0003 03	3373	1378	40.85		
0004 04	2330	. 603	25.88		
0005 05	2625	. 692	26.36		
0006 06	3236	1355	41.87		
0007 07	4029	2140	53.11		
0008 08	4128	2298	55.67		
0009 09	3397	1398	41.15		
0010 10	2657	1172	44.11		
0011 11	4982	2607	52.33		
0012 12	488	. 142	29.10		
0013 13	269	. 122	45.35		
0014 14	594	. 249	41.92		
0015 15	2510	1395	55.58		
0016 16	2980	1635	54.87		
0017 17	1386	. 747	53.90		
0018 18	1499	. 753	50.23		
0019 19	1136	. 696	61.27		
0020 20	1492	. 796	53.35		
0021 21	383	. 220	57.44		
0022 22	486	. 237	48.77		
0023 23	704	. 309	43.89		

=====

NUMBER KEY CANVASS

Benton County, Oregon
 Special District Election
 May 19, 2015

FINAL OFFICIAL RESULTS

		VOTES	PERCENT			VOTES	PERCENT
Director Zone 2 LANE COMMUNITY COLLEGE (For complete results, contact Lane County)							
Vote for 1							
01 = Susie Johnston		183	98.39	03 = OVER VOTES		0	
02 = WRITE-IN		3	1.61	04 = UNDER VOTES		207	

	01	02	03	04			

0013 13	55	0	0	67			
0020 20	128	3	0	140			
=====							

NUMBER KEY CANVASS

Benton County, Oregon
 Special District Election
 May 19, 2015

FINAL OFFICIAL RESULTS

	VOTES		PERCENT			VOTES	PERCENT
Director Zone 5 LANE COMMUNITY COLLEGE (For complete results, contact Lane County)							
Vote for 1							
01 = Phil Carrasco		182	98.91		03 = OVER VOTES	0	
02 = WRITE-IN		2	1.09		04 = UNDER VOTES	209	

	01	02	03	04			

0013 13	54	0	0	68			
0020 20	128	2	0	141			
=====							

NUMBER KEY CANVASS

Benton County, Oregon
 Special District Election
 May 19, 2015

FINAL OFFICIAL RESULTS

				VOTES	PERCENT			VOTES	PERCENT
Director Position 6 At-Large LANE COMMUNITY COLLEGE (For complete results, contact Lane County)									
Vote for 1									
01 = Rosie Pryor				182	98.91	03 = OVER VOTES		0	
02 = WRITE-IN				2	1.09	04 = UNDER VOTES		209	

	01	02	03	04					

0013 13	56	0	0	66					
0020 20	126	2	0	143					
=====									

NUMBER KEY CANVASS

Benton County, Oregon
 Special District Election
 May 19, 2015

FINAL OFFICIAL RESULTS

				VOTES	PERCENT			VOTES	PERCENT
Director Position 7 At-Large LANE COMMUNITY COLLEGE				(For complete results, contact Lane County)					
Vote for 1									
01 = Tony J McCown				178	98.34	03 = OVER VOTES		0	
02 = WRITE-IN				3	1.66	04 = UNDER VOTES		212	

	01	02	03	04					

0013 13	54	0	0	68					
0020 20	124	3	0	144					

=====

NUMBER KEY CANVASS

Benton County, Oregon
 Special District Election
 May 19, 2015

FINAL OFFICIAL RESULTS

		VOTES	PERCENT			VOTES	PERCENT
Director Zone 2-3(B) L.B.C.C. DIRECTOR ZONE 2&3 (For complete results, contact Linn County)							
Vote for 1							
01 = Larry G Martin		843	38.99				
02 = Dick Running		1,282	59.30	04 = OVER VOTES		0	
03 = WRITE-IN		37	1.71	05 = UNDER VOTES		1,198	

	01	02	03	04	05		

0011 11	651	988	31	0	937		
0018 18	192	294	6	0	261		
=====							

NUMBER KEY CANVASS

Benton County, Oregon
 Special District Election
 May 19, 2015

FINAL OFFICIAL RESULTS

				VOTES	PERCENT			VOTES	PERCENT
Director, Zone 6-7(B) L.B.C.C. DIRECTOR ZONE 6/7				(For complete results, contact Linn County)					
Vote for 1									
01 = Keith Frome				7,105	97.45	03 = OVER VOTES		1	
02 = WRITE-IN				186	2.55	04 = UNDER VOTES		5,367	

				01	02	03	04

0001	01			973	26	0	798
0002	02			370	11	0	308
0003	03			755	21	0	602
0004	04			328	13	0	262
0005	05			346	14	0	332
0006	06			766	25	0	564
0007	07			1240	30	0	870
0008	08			1332	22	0	944
0009	09			817	19	1	561
0023	23			178	5	0	126

=====

NUMBER KEY CANVASS

Benton County, Oregon
 Special District Election
 May 19, 2015

FINAL OFFICIAL RESULTS

		VOTES	PERCENT			VOTES	PERCENT
Director, Position 3 ALSEA SCHOOL 7J							
Vote for 1							
01 = Jeff A Davis		153	94.44	03 = OVER VOTES		0	
02 = WRITE-IN		9	5.56	04 = UNDER VOTES		87	

	01	02	03	04			

0014 14	153	9	0	87			
=====							

OFFICIAL FINAL RESULTS

Lane County Elections
 May 19, 2015
 Special Election

(GROUP-01)

REPORT-EL52 PAGE 0017

Alsea School District #7J

Director, Position 3

(VOTE FOR) 1

01 = Jeff A Davis

02 = WRITE-IN

VOTES PERCENT

1 100.00

0

03 = OVER VOTES

04 = UNDER VOTES

VOTES PERCENT

0

0

 01 02 03 04

0704 704

1 0 0 0

I certify that the votes recorded on this abstract correctly summarize the tally of votes cast at the election indicated.

Cheryl L. Betschart

Cheryl L. Betschart, County Clerk
 Lane County, Oregon

June 5, 20 15



NUMBER KEY CANVASS

Benton County, Oregon
 Special District Election
 May 19, 2015

FINAL OFFICIAL RESULTS

				VOTES	PERCENT			VOTES	PERCENT
Director, Position 4 ALSEA SCHOOL 7J									
Vote for 1									
01 = Ron J Koetz				167	96.53	03 = OVER VOTES		0	
02 = WRITE-IN				6	3.47	04 = UNDER VOTES		76	

	01	02	03	04					

0014 14	167	6	0	76					
=====									

OFFICIAL FINAL RESULTS

Lane County Elections
May 19, 2015
Special Election

(GROUP-01)

REPORT-EL52 PAGE 0018

Aalsea School District #7J

Director, Position 4

(VOTE FOR) 1

01 = Ron J Koetz

02 = WRITE-IN

VOTES PERCENT

1 100.00

0

03 = OVER VOTES

04 = UNDER VOTES

VOTES PERCENT

0

0

01	02	03	04
1	0	0	0


0704 704

I certify that the votes recorded on this abstract correctly summarize the tally of votes cast at the election indicated.

Cheryl L. Betschart

Cheryl L. Betschart, County Clerk
Lane County, Oregon

June 5, 2015



NUMBER KEY CANVASS

Benton County, Oregon
 Special District Election
 May 19, 2015

FINAL OFFICIAL RESULTS

		VOTES	PERCENT			VOTES	PERCENT
Director, Position 5 ALSEA SCHOOL 7J							
Vote for 1							
01 = Linda B Montanez		151	94.38	03 = OVER VOTES		0	
02 = WRITE-IN		9	5.63	04 = UNDER VOTES		89	

	01	02	03	04			

0014 14	151	9	0	89			
=====							

OFFICIAL FINAL RESULTS

Lane County Elections
 May 19, 2015
 Special Election

(GROUP-01)

REPORT-EL52 PAGE 0019

Alsea School District #7J

Director, Position 5

(VOTE FOR) 1

01 = Linda B Montanez

02 = WRITE-IN

VOTES PERCENT

1 100.00
 0

03 = OVER VOTES
 04 = UNDER VOTES

VOTES PERCENT

0
 0

01	02	03	04
1	0	0	0


0704 704

I certify that the votes recorded on this abstract correctly summarize the tally of votes cast at the election indicated.

Cheryl L. Betschart

Cheryl L. Betschart, County Clerk
 Lane County, Oregon

June 5, 2015



NUMBER KEY CANVASS

Benton County, Oregon
 Special District Election
 May 19, 2015

FINAL OFFICIAL RESULTS

		VOTES	PERCENT			VOTES	PERCENT
Director, Position 1 CENTRAL SCHOOL 13J (For complete results, contact Polk County)							
Vote for 1							
01 = Steven F Moser		4	100.00	03 = OVER VOTES		0	
02 = WRITE-IN		0		04 = UNDER VOTES		2	

	01	02	03	04			

0015 15	4	0	0	2			
=====							

NUMBER KEY CANVASS

Benton County, Oregon
 Special District Election
 May 19, 2015

FINAL OFFICIAL RESULTS

				VOTES	PERCENT			VOTES	PERCENT
Director, Position 2 CENTRAL SCHOOL 13J (For complete results, contact Polk County)									
Vote for 1									
01 = NO CANDIDATE FILED				0		03 = OVER VOTES		0	
02 = WRITE-IN				0		04 = UNDER VOTES		6	

	01	02	03	04					

0015 15	0	0	0	6					
=====									

NUMBER KEY CANVASS

Benton County, Oregon
 Special District Election
 May 19, 2015

FINAL OFFICIAL RESULTS

		VOTES	PERCENT			VOTES	PERCENT
Director, Position 3 CENTRAL SCHOOL 13J (For complete results, contact Polk County)							
Vote for 1							
01 = Steven A Love		4	100.00	03 = OVER VOTES		0	
02 = WRITE-IN		0		04 = UNDER VOTES		2	

	01	02	03	04			

0015 15	4	0	0	2			
=====							

NUMBER KEY CANVASS

Benton County, Oregon
 Special District Election
 May 19, 2015

FINAL OFFICIAL RESULTS

				VOTES	PERCENT			VOTES	PERCENT
Director, Position 5 CENTRAL SCHOOL 13J (For complete results, contact Polk County)									
Vote for 1									
01 = Kathy Zehner				4	100.00	03 = OVER VOTES		0	
02 = WRITE-IN				0		04 = UNDER VOTES		2	

	01	02	03	04					

0015 15	4	0	0	2					
=====									

NUMBER KEY CANVASS

Benton County, Oregon
 Special District Election
 May 19, 2015

FINAL OFFICIAL RESULTS

	VOTES PERCENT				VOTES PERCENT	
Director, Position 7 CENTRAL SCHOOL 13J (For complete results, contact Polk County)						
Vote for 1						
01 = NO CANDIDATE FILED			0		03 = OVER VOTES	0
02 = WRITE-IN			0		04 = UNDER VOTES	6

	01	02	03	04		

0015 15	0	0	0	6		
=====						

NUMBER KEY CANVASS

Benton County, Oregon
 Special District Election
 May 19, 2015

FINAL OFFICIAL RESULTS

		VOTES	PERCENT			VOTES	PERCENT	
Director, Position 2 CORVALLIS SCHOOL 509J								
Vote for 1								
01 = Judy K Ball		7,722	71.68					
02 = Scott Burress		2,931	27.21	04 = OVER VOTES		8		
03 = WRITE-IN		120	1.11	05 = UNDER VOTES		5,338		

		01	02	03	04	05		

0001	01	853	300	13	0	631		
0002	02	338	103	9	1	238		
0003	03	658	256	10	1	453		
0004	04	279	95	9	0	220		
0005	05	300	131	8	1	252		
0006	06	693	238	15	0	409		
0007	07	1119	384	18	0	619		
0008	08	1167	429	10	3	689		
0009	09	667	274	9	1	447		
0012	12	59	31	2	0	50		
0016	16	775	282	6	0	572		
0017	17	328	138	8	1	272		
0018	18	4	3	0	0	8		
0019	19	261	151	1	0	283		
0022	22	87	45	2	0	91		
0023	23	134	71	0	0	104		
=====								

NUMBER KEY CANVASS

Benton County, Oregon
 Special District Election
 May 19, 2015

FINAL OFFICIAL RESULTS

		VOTES	PERCENT			VOTES	PERCENT
Director, Position 3 CORVALLIS SCHOOL 509J							
Vote for 1							
01 = Paul Hibbard		2,740	25.20	04 = WRITE-IN		97	.89
02 = Alexis McQuillan		4,939	45.43	05 = OVER VOTES		10	
03 = Jim McCullough		3,095	28.47	06 = UNDER VOTES		5,238	

		01	02	03	04	05	06

0001	01	284	507	385	9	0	612
0002	02	114	222	101	7	1	244
0003	03	244	455	212	10	1	456
0004	04	105	188	79	7	0	224
0005	05	124	200	100	7	1	260
0006	06	233	448	242	15	1	416
0007	07	378	695	445	14	1	607
0008	08	384	745	533	12	1	623
0009	09	268	476	220	5	2	427
0012	12	23	43	33	1	0	42
0016	16	256	482	323	6	1	567
0017	17	125	193	153	3	1	272
0018	18	3	4	0	0	0	8
0019	19	120	155	137	1	0	283
0022	22	30	47	54	0	0	94
0023	23	49	79	78	0	0	103

=====

NUMBER KEY CANVASS

Benton County, Oregon
 Special District Election
 May 19, 2015

FINAL OFFICIAL RESULTS

				VOTES	PERCENT			VOTES	PERCENT
Director, Position 6 CORVALLIS SCHOOL 509J									
Vote for 1									
01 = Felicia Reid-Metoyer				8,590	98.18	03 = OVER VOTES		1	
02 = WRITE-IN				159	1.82	04 = UNDER VOTES		7,369	

	01	02	03	04					

0001	01	920	18	0	859				
0002	02	369	8	0	312				
0003	03	738	16	0	624				
0004	04	317	5	0	281				
0005	05	346	11	0	335				
0006	06	749	23	0	583				
0007	07	1197	27	0	916				
0008	08	1265	14	0	1019				
0009	09	805	11	1	581				
0012	12	78	2	0	62				
0016	16	829	13	0	793				
0017	17	385	5	0	357				
0018	18	3	0	0	12				
0019	19	322	4	0	370				
0022	22	89	2	0	134				
0023	23	178	0	0	131				
=====									

NUMBER KEY CANVASS

Benton County, Oregon
 Special District Election
 May 19, 2015

FINAL OFFICIAL RESULTS

				VOTES	PERCENT			VOTES	PERCENT
Director, Position 7 CORVALLIS SCHOOL 509J									
Vote for 1									
01 = Chris Rochester				8,519	98.10	03 = OVER VOTES		1	
02 = WRITE-IN				165	1.90	04 = UNDER VOTES		7,434	

				01	02	03	04		

0001	01	921	17	0	859				
0002	02	361	7	0	321				
0003	03	733	15	0	630				
0004	04	314	4	0	285				
0005	05	340	8	0	344				
0006	06	749	24	0	582				
0007	07	1190	31	0	919				
0008	08	1269	17	0	1012				
0009	09	782	12	1	603				
0012	12	78	0	0	64				
0016	16	816	15	0	804				
0017	17	378	4	0	365				
0018	18	3	0	0	12				
0019	19	324	4	0	368				
0022	22	88	3	0	134				
0023	23	173	4	0	132				

=====

CORVALLIS SCHOOL DISTRICT #509J Director, Position 2

WITH 2 OF 2 PRECINCTS REPORTING

Vote For 1

	J K B	S B	W R	O V	U V
	u a t e	c u r	I T	V O	N O
	d l s	t r	E	RE	EE
	y l s		N	S	RS
	(NON)				
	-----	-----	-----	-----	-----
0044 044	80	47	1	0	16
0047 047	0	2	0	0	0
CANDIDATE TOTALS	80	49	1		16
CANDIDATE PERCENT	54.79	33.56	.68		10.95


CORVALLIS SCHOOL DISTRICT #509J Director, Position 3

WITH 2 OF 2 PRECINCTS REPORTING

Vote For 1

	P H	A M	J M	O V	U V
	a i	l c	i c	V O	N O
	u b	e Q	m C	RE	EE
	l b	x u	u l	S	RS
	a l		o	ET	DT
	r a	g	I	RE	EE
	d n	h	N	S	RS
	(NON)				
	-----	-----	-----	-----	-----
0044 044	23	54	52	1	14
0047 047	0	0	2	0	0
CANDIDATE TOTALS	23	54	54	1	14
CANDIDATE PERCENT	15.75	36.98	36.98	.68	9.58

I hereby certify this copy to be a true, full and correct copy of the original now on record in my office.
 STEVE DRUCKENMILLER

 County Clerk
 JUNE 4, 2015
 Deputy

NAME HEADING CANVASS

LINN COUNTY, OREGON
Special Election
May 19, 2015

Final and Official

RUN DATE:06/02/15 05:09 PM

REPORT-EL111

PAGE 0013

CORVALLIS SCHOOL DISTRICT #509J Director, Position 6

WITH 2 OF 2 PRECINCTS REPORTING

Vote For 1

FR
ee
li
id
c - W
i M R
ae I
t T O V U V
o E V O N O
y - E T D T
e I R E E E
r N S R S
(NON)

0044 044	113	1	0	30
0047 047	2	0	0	0
CANDIDATE TOTALS	115	1		30
CANDIDATE PERCENT	78.76	.68		20.54

CORVALLIS SCHOOL DISTRICT #509J Director, Position 7


WITH 2 OF 2 PRECINCTS REPORTING

Vote For 1

CR
h o W
r c R
i h I
s e T O V U V
t - E V O N O
e I R E E E
r N S R S
(NON)

0044 044	112	2	0	30
0047 047	2	0	0	0
CANDIDATE TOTALS	114	2		30
CANDIDATE PERCENT	78.08	1.36		20.54

I hereby certify this copy to be a true,
full and correct copy of the original now
on record in my office.
STEVE DRUCKENMILLER

 **JUNE 4, 2015**
County Clerk
Deputy

NUMBER KEY CANVASS

Benton County, Oregon
 Special District Election
 May 19, 2015

FINAL OFFICIAL RESULTS

				VOTES	PERCENT			VOTES	PERCENT
Director, Zone 3 GREATER ALBANY SCHOOL 8J (For complete results, contact Linn County)									
Vote for 1									
01 = Lyle Utt				1,580	96.87	03 = OVER VOTES		0	
02 = WRITE-IN				51	3.13	04 = UNDER VOTES		1,726	

	01	02	03	04					

0011 11	1225	48	0	1334					
0018 18	350	3	0	385					
0022 22	5	0	0	7					
=====									

NUMBER KEY CANVASS

Benton County, Oregon
 Special District Election
 May 19, 2015

FINAL OFFICIAL RESULTS

				VOTES	PERCENT			VOTES	PERCENT
Director, At-Large #1 GREATER ALBANY SCHOOL 8J (For complete results, contact Linn County)									
Vote for 1									
01 = Frank L Bricker				1,628	96.85	03 = OVER VOTES		0	
02 = WRITE-IN				53	3.15	04 = UNDER VOTES		1,676	

	01	02	03	04					

0011 11	1251	48	0	1308					
0018 18	371	5	0	362					
0022 22	6	0	0	6					
=====									

NUMBER KEY CANVASS

Benton County, Oregon
 Special District Election
 May 19, 2015

FINAL OFFICIAL RESULTS

		VOTES	PERCENT			VOTES	PERCENT
Director, Position 2 HARRISBURG SCHOOL 7 (For complete results, contact Linn County)							
Vote for 1							
01 = Anthony D Knox		6	100.00	03 = OVER VOTES		0	
02 = WRITE-IN		0		04 = UNDER VOTES		4	

	01	02	03	04			

0020 20	6	0	0	4			
=====							

NUMBER KEY CANVASS

Benton County, Oregon
 Special District Election
 May 19, 2015

FINAL OFFICIAL RESULTS

		VOTES	PERCENT			VOTES	PERCENT
Director, Position 3 HARRISBURG SCHOOL 7 (For complete results, contact Linn County)							
Vote for 1							
01 = Terry Crabb		6	100.00	03 = OVER VOTES		0	
02 = WRITE-IN		0		04 = UNDER VOTES		4	

	01	02	03	04			

0020 20	6	0	0	4			
=====							

NUMBER KEY CANVASS

Benton County, Oregon
 Special District Election
 May 19, 2015

FINAL OFFICIAL RESULTS

	VOTES PERCENT					VOTES PERCENT	
Director, Zone 2 MONROE SCHOOL 1J							
Vote for 1							
01 = Tim Warden	604	98.05	03 = OVER VOTES		0		
02 = WRITE-IN	12	1.95	04 = UNDER VOTES		292		

	01	02	03	04			

0013 13	84	0	0	38			
0020 20	520	12	0	254			
	=====						

OFFICIAL FINAL RESULTS

Lane County Elections
May 19, 2015
Special Election

(GROUP-01)

REPORT-EL52 - PAGE 0059

Monroe School District #1J

Director, Zone 2

(VOTE FOR) 1

01 = Tim Warden

02 = WRITE-IN

VOTES PERCENT

VOTES PERCENT

22 100.00
0

03 = OVER VOTES
04 = UNDER VOTES

0
8

01 02 03 04

0712 712

22 0 0 8

I certify that the votes recorded on this abstract correctly summarize the tally of votes cast at the election indicated.

Cheryl L. Betschart

Cheryl L. Betschart, County Clerk
Lane County, Oregon

June 5, 2015



NUMBER KEY CANVASS

Benton County, Oregon
 Special District Election
 May 19, 2015

FINAL OFFICIAL RESULTS

	VOTES	PERCENT		VOTES	PERCENT
Director, Zone 3 MONROE SCHOOL 1J					
Vote for 1					
01 = Luke S Krieger	283	45.87			
02 = Nancy C Burnett	324	52.51	04 = OVER VOTES	0	
03 = WRITE-IN	10	1.62	05 = UNDER VOTES	291	

	01	02	03	04	05

0013 13	36	51	5	0	30
0020 20	247	273	5	0	261

=====

OFFICIAL FINAL RESULTS

Lane County Elections
May 19, 2015
Special Election

(GROUP-01)

REPORT-EL52 PAGE 0060

Monroe School District #1J
Director, Zone 3

VOTES PERCENT

VOTES PERCENT

(VOTE FOR) 1

01 = Luke S Krieger	15	62.50		
02 = Nancy C Burnett	9	37.50		
03 = WRITE-IN	0			

04 = OVER VOTES	0
05 = UNDER VOTES	6

-----	01	02	03	04	05	-----
	15	9	0	0	6	

0712 712

I certify that the votes recorded on this abstract correctly summarize the tally of votes cast at the election indicated.

Cheryl L. Betschart

Cheryl L. Betschart, County Clerk
Lane County, Oregon

June 5, 2015



NUMBER KEY CANVASS

Benton County, Oregon
 Special District Election
 May 19, 2015

FINAL OFFICIAL RESULTS

		VOTES	PERCENT			VOTES	PERCENT
Director, Position 2 PHILOMATH SCHOOL 17J							
Vote for 1							
01 = Ron VanOrden		624	28.55	04 = WRITE-IN		20	.91
02 = Shelly Morris		966	44.19	05 = OVER VOTES		7	
03 = Jay A Celorie		576	26.35	06 = UNDER VOTES		588	

	01	02	03	04	05	06	

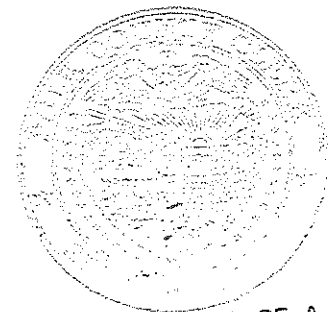
0010 10	279	404	307	8	6	168	
0015 15	295	479	227	11	1	376	
0021 21	50	83	42	1	0	44	
=====							

Director, Position 2 PHILOMATH SCHOOL DISTRICT 17J

Vote for 1

	R V			W		
	o a		J A C	R		
	n n	S M	a e	I		
	o	h o	y l	T	O V	U V
	r	e r	o	E	V O	N O
	d	l r	r	-	E T	D T
	e	l i	i	I	R E	E E
	n	y s	e	N	S	R S
	(NON)	(NON)	(NON)	(NON)		
	-----	-----	-----	-----	-----	-----
0152 152	0	7	7	0	0	2
		7	7			2
		50.00	50.00			

=====



CERTIFIED TO BE A TRUE AND
 CORRECT COPY OF THE ORIGINAL
 VALERIS LINGER, Polk County Clerk

By *[Signature]* Deputy

NUMBER KEY CANVASS

Benton County, Oregon
 Special District Election
 May 19, 2015

FINAL OFFICIAL RESULTS

		VOTES	PERCENT			VOTES	PERCENT
Director, Position 5 PHILOMATH SCHOOL 17J							
Vote for 1							
01 = Rick Wells		1,267	53.60				
02 = Wade Haslam		1,081	45.73	04 = OVER VOTES		0	
03 = WRITE-IN		16	.68	05 = UNDER VOTES		417	

	01	02	03	04	05		

0010 10	504	522	10	0	136		
0015 15	672	463	5	0	249		
0021 21	91	96	1	0	32		
=====							

NUMBER KEY CANVASS

Benton County, Oregon
 Special District Election
 May 19, 2015

FINAL OFFICIAL RESULTS

	VOTES	PERCENT		VOTES	PERCENT
Director, Position 1 ADAIR RFPD					
Vote for 1					
01 = Kendall Manthe	286	97.95	03 = OVER VOTES	0	
02 = WRITE-IN	6	2.05	04 = UNDER VOTES	172	

	01	02	03	04	

0012 12	96	3	0	43	
0016 16	1	0	0	2	
0017 17	120	0	0	67	
0022 22	69	3	0	60	

=====

NUMBER KEY CANVASS

Benton County, Oregon
 Special District Election
 May 19, 2015

FINAL OFFICIAL RESULTS

	VOTES	PERCENT		VOTES	PERCENT
Director, Position 2 ADAIR RFPD					
Vote for 1					
01 = Mary Wright	274	98.56	03 = OVER VOTES	0	
02 = WRITE-IN	4	1.44	04 = UNDER VOTES	186	

	01	02	03	04	

0012 12	95	3	0	44	
0016 16	1	0	0	2	
0017 17	110	0	0	77	
0022 22	68	1	0	63	

=====

NUMBER KEY CANVASS

Benton County, Oregon
 Special District Election
 May 19, 2015

FINAL OFFICIAL RESULTS

	VOTES	PERCENT		VOTES	PERCENT
Director, Position 4 ALSEA RFPD					
Vote for 1					
01 = Mike Follett	180	96.77	03 = OVER VOTES	0	
02 = WRITE-IN	6	3.23	04 = UNDER VOTES	63	

	01	02	03	04	

0014 14	180	6	0	63	
=====					

NUMBER KEY CANVASS

Benton County, Oregon
 Special District Election
 May 19, 2015

FINAL OFFICIAL RESULTS

	VOTES	PERCENT		VOTES	PERCENT
Director, Position 5 ALSEA RFPD					
Vote for 1					
01 = Kevin T Weist	173	97.19	03 = OVER VOTES	0	
02 = WRITE-IN	5	2.81	04 = UNDER VOTES	71	

	01	02	03	04	

0014 14	173	5	0	71	
=====					

NUMBER KEY CANVASS

Benton County, Oregon
 Special District Election
 May 19, 2015

FINAL OFFICIAL RESULTS

				VOTES	PERCENT			VOTES	PERCENT
Director, Position 1 BLODGETT-SUMMIT RFPD									
Vote for 1									
01 = David Feinberg				111	97.37	03 = OVER VOTES		0	
02 = WRITE-IN				3	2.63	04 = UNDER VOTES		49	

	01	02	03	04					

0015 15	111	3	0	49					
=====									

NUMBER KEY CANVASS

Benton County, Oregon
 Special District Election
 May 19, 2015

FINAL OFFICIAL RESULTS

		VOTES	PERCENT			VOTES	PERCENT
Director, Position 2 BLODGETT-SUMMIT RFPD							
Vote for 1							
01 = Chuck Lane		100	97.09	03 = OVER VOTES		0	
02 = WRITE-IN		3	2.91	04 = UNDER VOTES		60	

	01	02	03	04			

0015 15	100	3	0	60			
=====							

NUMBER KEY CANVASS

Benton County, Oregon
 Special District Election
 May 19, 2015

FINAL OFFICIAL RESULTS

				VOTES	PERCENT			VOTES	PERCENT
Director, Position 4 BLODGETT-SUMMIT RFPD									
Vote for 1									
01 = NO CANDIDATE FILED				0		03 = OVER VOTES		0	
02 = WRITE-IN				42	100.00	04 = UNDER VOTES		121	

				01	02	03	04		

0015 15				0	42	0	121		
=====									



**BENTON COUNTY CLERK
ELECTIONS & PASSPORTS**

120 NW 4th Street, Room 13

Corvallis, OR 97330

TEL (541) 766-6756 FAX (541) 766-6757

EMAIL: bcelections@co.benton.or.us WEB: www.co.benton.or.us/elections

ELECTION: May 19, 2015 Regular District Election

Write-in tally of votes

District: Blodgett-Summit RFPD

Position: Director Position #4

CANDIDATES' NAME	TOTAL VOTES
***Jessie Blume	28
Beverly Manfredo	2
Andy Bauer	1
Rick Brand	1
James Damitio	1
Dale Han	1
Jeff Lamb	1
Jeff Minter	1
Earl Newman	1
Mark Scacco	1
Benny Smith	1
Ivan Vierra	1
Dan Whiteman	1
Ed Young	1

*** Denotes winner

NUMBER KEY CANVASS

Benton County, Oregon
 Special District Election
 May 19, 2015

FINAL OFFICIAL RESULTS

				VOTES	PERCENT			VOTES	PERCENT
Director, Position 1 CORVALLIS RFPD									
Vote for 1									
01 = George Mears				1,361	98.77	03 = OVER VOTES		0	
02 = WRITE-IN				17	1.23	04 = UNDER VOTES		1,134	

	01	02	03	04					

0016 16	802	9	0	647					
0017 17	295	5	0	260					
0019 19	57	0	0	62					
0022 22	32	0	0	46					
0023 23	175	3	0	119					
=====									

NUMBER KEY CANVASS

Benton County, Oregon
 Special District Election
 May 19, 2015

FINAL OFFICIAL RESULTS

	VOTES	PERCENT		VOTES	PERCENT
Director, Position 3 CORVALLIS RFPD					
Vote for 1					
01 = Stephen I Oda	1,292	98.78	03 = OVER VOTES	0	
02 = WRITE-IN	16	1.22	04 = UNDER VOTES	1,204	

	01	02	03	04	

0016 16	744	9	0	705	
0017 17	297	3	0	260	
0019 19	54	1	0	64	
0022 22	29	0	0	49	
0023 23	168	3	0	126	

=====

NUMBER KEY CANVASS

Benton County, Oregon
 Special District Election
 May 19, 2015

FINAL OFFICIAL RESULTS

				VOTES	PERCENT			VOTES	PERCENT
Director, Position 4 CORVALLIS RFPD									
Vote for 1									
01 = Frank E Perdicaro				1,260	98.75	03 = OVER VOTES		1	
02 = WRITE-IN				16	1.25	04 = UNDER VOTES		1,235	

	01	02	03	04					

0016 16	727	10	0	721					
0017 17	280	3	0	277					
0019 19	55	0	0	64					
0022 22	27	0	1	50					
0023 23	171	3	0	123					
=====									

NUMBER KEY CANVASS

Benton County, Oregon
 Special District Election
 May 19, 2015

FINAL OFFICIAL RESULTS

		VOTES	PERCENT			VOTES	PERCENT
Director, Position 5 CORVALLIS RFPD							
Vote for 1							
01 = Bob Conder		1,294	98.48	03 = OVER VOTES		0	
02 = WRITE-IN		20	1.52	04 = UNDER VOTES		1,198	

	01	02	03	04			

0016 16	749	12	0	697			
0017 17	292	2	0	266			
0019 19	54	2	0	63			
0022 22	29	0	0	49			
0023 23	170	4	0	123			
=====							

CORVALLIS RURAL FIRE PROTECTION DISTRICT WITH 3 OF 3 PRECINCTS REPORTING

Director, Position 1
Vote For 1

	W R I T E R S (NON)	O V O S	U V N O D T E E R S
0019 019	27	0	3
0044 044	98	2	26
0047 047	11	0	2
CANDIDATE TOTALS	136	2	31
CANDIDATE PERCENT	80.47	1.18	18.34

CORVALLIS RURAL FIRE PROTECTION DISTRICT WITH 3 OF 3 PRECINCTS REPORTING

Director, Position 3
Vote For 1

	W R I T E R S (NON)	O V O S	U V N O D T E E R S
0019 019	26	0	4
0044 044	96	0	30

NAME HEADING CANVASS LINN COUNTY, OREGON Final and Official
Special Election
May 19, 2015

RUN DATE:06/02/15 05:09 PM REPORT-EL111 PAGE 0030

CORVALLIS RURAL FIRE PROTECTION DISTRICT WITH 3 OF 3 PRECINCTS REPORTING

Director, Position 3
Vote For 1

(CONTINUED FROM PREVIOUS PAGE)

	W R I T E R S (NON)	O V O S	U V N O D T E E R S
0047 047	12	0	1
CANDIDATE TOTALS	134		35
CANDIDATE PERCENT	79.28		20.71

I hereby certify this copy to be a true, full and correct copy of the original now on record in my office.
STEVE DRUCKENMILLER
County Clerk
Deputy
JUNE 4, 2015

CORVALLIS RURAL FIRE PROTECTION DISTRICT

WITH 3 OF 3 PRECINCTS REPORTING

Director, Position 4
Vote For 1

	F r a n k c a r o	E r i c I N (NON)	P e t e r I N (NON)	W a r r e n T O V O E T R E S	U V N O D T E E R S
0019 019	25	0	0	0	5
0044 044	101	0	0	0	25
0047 047	11	0	0	0	2
CANDIDATE TOTALS	137				32
CANDIDATE PERCENT	81.06				18.93


CORVALLIS RURAL FIRE PROTECTION DISTRICT

WITH 3 OF 3 PRECINCTS REPORTING

Director, Position 5
Vote For 1

	B o b d e r	C o n d e r	W a r r e n T O V O E T R E S	I N (NON)	U V N O D T E E R S
0019 019	25	0	0	0	5
0044 044	100	0	0	0	26
0047 047	10	0	0	0	3
CANDIDATE TOTALS	135				34
CANDIDATE PERCENT	79.88				20.11

I hereby certify this copy to be a true, full and correct copy of the original now on record in my office.
STEVE DRUCKENMILLER

 JUNE 4, 2015
County Clerk
Deputy

NUMBER KEY CANVASS

Benton County, Oregon
 Special District Election
 May 19, 2015

FINAL OFFICIAL RESULTS

				VOTES	PERCENT			VOTES	PERCENT
Director, Position 1 HOSKINS-KINGS VALLEY RFPD									
Vote for 1									
01 = Dan Hayes				121	98.37	03 = OVER VOTES		0	
02 = WRITE-IN				2	1.63	04 = UNDER VOTES		25	

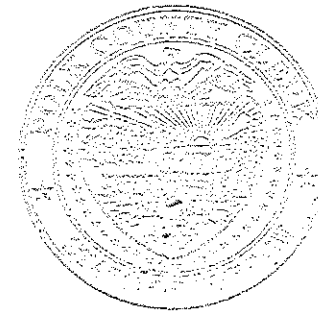
	01	02	03	04					

0015 15	121	2	0	25					
=====									

Director, Position 1

HOSKINS-KINGS VALLEY RURAL FIRE PROTECTI
Vote for 1

	W R I T T E N (NON)	O V E R S (NON)	U N D E R S (NON)	V O T E R S (NON)
0118 118	0	0	0	0
0152 152	19	0	0	0
CANDIDATE TOTALS	19			
CANDIDATE PERCENT	100.00			



CERTIFIED TO BE A TRUE AND
CORRECT COPY OF THE ORIGINAL
VALERIE LINGER, Polk County Clerk

By [Signature] Deputy

NUMBER KEY CANVASS

Benton County, Oregon
 Special District Election
 May 19, 2015

FINAL OFFICIAL RESULTS

				VOTES	PERCENT			VOTES	PERCENT
Director, Position 2 HOSKINS-KINGS VALLEY RFPD									
Vote for 1									
01 = Ted A Baker				106	98.15	03 = OVER VOTES		0	
02 = WRITE-IN				2	1.85	04 = UNDER VOTES		40	

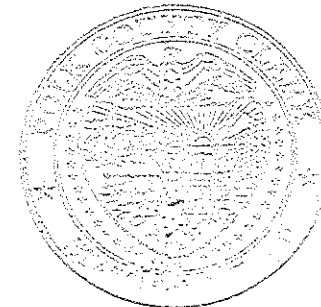
	01	02	03	04					

0015 15	106	2	0	40					
=====									

Director, Position 2

HOSKINS-KINGS VALLEY RURAL FIRE PROTECTI
Vote for 1

	W R I T T E N (NON)	O V E R S (NON)	U N D E R S (NON)	V O T E R S (NON)
0118 118	0	0	0	0
0152 152	17	0	0	2
CANDIDATE TOTALS	17			2
CANDIDATE PERCENT	100.00			



CERTIFIED TO BE A TRUE AND
CORRECT COPY OF THE ORIGINAL
VALERIE UNGER, Polk County Clerk

By Valerie Unger Deputy

NUMBER KEY CANVASS

Benton County, Oregon
 Special District Election
 May 19, 2015

FINAL OFFICIAL RESULTS

	VOTES		PERCENT			VOTES		PERCENT	
Director, Position 1 MONROE RFPD									
Vote for 1									
01 = Timothy A Eastridge			439	65.62					
02 = John D Greydanus			227	33.93	04 = OVER VOTES		1		
03 = WRITE-IN			3	.45	05 = UNDER VOTES		260		

	01	02	03	04	05				

0013 13	76	27	0	0	19				
0019 19	7	1	0	0	6				
0020 20	356	199	3	1	235				
	=====								

OFFICIAL FINAL RESULTS

Lane County Elections
 May 19, 2015
 Special Election

(GROUP-01)

REPORT-EL52 PAGE 0118

Monroe RFPD Director, Position 1

2 Year Unexpired Term

(VOTE FOR) 1

01 = Timothy A Eastridge

02 = John D Greydanus

03 = WRITE-IN

VOTES PERCENT

20 58.82

14 41.18

0

04 = OVER VOTES

05 = UNDER VOTES

VOTES PERCENT

0

15

01	02	03	04	05
20	14	0	0	15

0712 712

I certify that the votes recorded on this abstract correctly summarize the tally of votes cast at the election indicated.

Cheryl L. Betschart

Cheryl L. Betschart, County Clerk
 Lane County, Oregon

June 5, 2015



NUMBER KEY CANVASS

Benton County, Oregon
 Special District Election
 May 19, 2015

FINAL OFFICIAL RESULTS

	VOTES	PERCENT		VOTES	PERCENT
Director, Position 2 MONROE RFPD					
Vote for 1					
01 = Timmy L Nash	584	97.66	03 = OVER VOTES	0	
02 = WRITE-IN	14	2.34	04 = UNDER VOTES	332	

	01	02	03	04	

0013 13	87	2	0	33	
0019 19	8	0	0	6	
0020 20	489	12	0	293	

=====

OFFICIAL FINAL RESULTS

Lane County Elections
 May 19, 2015
 Special Election

(GROUP-01)

REPORT-EL52 PAGE 0119

Monroe RFPD
 Director, Position 2
 (VOTE FOR) 1
 01 = Timmy L Nash
 02 = WRITE-IN

VOTES PERCENT

VOTES PERCENT

24 96.00
 1 4.00

03 = OVER VOTES
 04 = UNDER VOTES

0
 24

 01 02 03 04

0712 712

24 1 0 24

I certify that the votes recorded on this abstract correctly summarize the tally of votes cast at the election indicated.

Cheryl L. Betschart

Cheryl L. Betschart, County Clerk
 Lane County, Oregon

June 5, 2015



NUMBER KEY CANVASS

Benton County, Oregon
 Special District Election
 May 19, 2015

FINAL OFFICIAL RESULTS

	VOTES	PERCENT		VOTES	PERCENT
Director, Position 3 MONROE RFPD					
Vote for 1					
01 = Collin Crocker	638	99.22	03 = OVER VOTES	0	
02 = WRITE-IN	5	.78	04 = UNDER VOTES	287	

	01	02	03	04	

0013 13	89	0	0	33	
0019 19	8	0	0	6	
0020 20	541	5	0	248	

=====

OFFICIAL FINAL RESULTS

Lane County Elections
May 19, 2015
Special Election

(GROUP-01)

REPORT-EL52 PAGE 0120

Monroe RFPD

Director, Position 3

(VOTE FOR) 1

01 = Collin Crocker

02 = WRITE-IN

VOTES PERCENT

31 100.00
0

03 = OVER VOTES
04 = UNDER VOTES

VOTES PERCENT

0
18

01 02 03 04

31 0 0 18

0712 712

I certify that the votes recorded on this abstract correctly summarize the tally of votes cast at the election indicated.

Cheryl L. Betschart

Cheryl L. Betschart, County Clerk
Lane County, Oregon

June 5, 2015



NUMBER KEY CANVASS

Benton County, Oregon
 Special District Election
 May 19, 2015

FINAL OFFICIAL RESULTS

		VOTES	PERCENT			VOTES	PERCENT
Director, Position 3 NORTH ALBANY RFPD							
Vote for 1							
01 = Carole J Gougeon		263	99.62	03 = OVER VOTES		0	
02 = WRITE-IN		1	.38	04 = UNDER VOTES		239	

	01	02	03	04			

0017 17	0	0	0	0			
0018 18	255	1	0	231			
0022 22	4	0	0	0			
0023 23	4	0	0	8			
=====							

NUMBER KEY CANVASS

Benton County, Oregon
 Special District Election
 May 19, 2015

FINAL OFFICIAL RESULTS

		VOTES	PERCENT			VOTES	PERCENT
Director, Position 4 NORTH ALBANY RFPD							
Vote for 1							
01 =	Burke Hales	256	99.61	03 =	OVER VOTES	0	
02 =	WRITE-IN	1	.39	04 =	UNDER VOTES	246	

		01	02	03	04		

0017	17	0	0	0	0		
0018	18	248	1	0	238		
0022	22	4	0	0	0		
0023	23	4	0	0	8		

=====

NUMBER KEY CANVASS

Benton County, Oregon
 Special District Election
 May 19, 2015

FINAL OFFICIAL RESULTS

		VOTES	PERCENT			VOTES	PERCENT
Director, Position 5 NORTH ALBANY RFPD							
Vote for 1							
01 = Hasso Hering		306	96.84	03 = OVER VOTES		0	
02 = WRITE-IN		10	3.16	04 = UNDER VOTES		187	

	01	02	03	04			

0017 17	0	0	0	0			
0018 18	300	8	0	179			
0022 22	2	2	0	0			
0023 23	4	0	0	8			
=====							

NUMBER KEY CANVASS

Benton County, Oregon
 Special District Election
 May 19, 2015

FINAL OFFICIAL RESULTS

		VOTES	PERCENT			VOTES	PERCENT
Director, Position 3 PALESTINE RFPD							
Vote for 1							
01 = NO CANDIDATE FILED		0		03 = OVER VOTES		0	
02 = WRITE-IN		16	100.00	04 = UNDER VOTES		270	

	01	02	03	04			

0018 18	0	16	0	247			
0022 22	0	0	0	23			
=====							



**BENTON COUNTY CLERK
ELECTIONS & PASSPORTS**

120 NW 4th Street, Room 13

Corvallis, OR 97330

TEL (541) 766-6756 FAX (541) 766-6757

EMAIL: bcelections@co.benton.or.us WEB: www.co.benton.or.us/elections

ELECTION: May 19, 2015 Regular District Election

Write-in tally of votes

District: Palestine RFPD

Position: Director Position #3

CANDIDATES' NAME	TOTAL VOTES
***Matt Close	3
Burr Fancher	2
Travis Hill	2
Rick Pyburn	2
Jim Ruthruff	2
Rodger Biegel	1
Kevin Harding	1
Margaret Joyce	1
Kyle Romey	1

*** Denotes winner

NUMBER KEY CANVASS

Benton County, Oregon
 Special District Election
 May 19, 2015

FINAL OFFICIAL RESULTS

		VOTES	PERCENT			VOTES	PERCENT
Director, Position 4 PALESTINE RFPD							
Vote for 1							
01 = Nicholas F Fowler		138	100.00	03 = OVER VOTES		0	
02 = WRITE-IN		0		04 = UNDER VOTES		148	

	01	02	03	04			

0018 18	122	0	0	141			
0022 22	16	0	0	7			

=====

NUMBER KEY CANVASS

Benton County, Oregon
 Special District Election
 May 19, 2015

FINAL OFFICIAL RESULTS

		VOTES	PERCENT			VOTES	PERCENT
Director, Position 5 PALESTINE RFPD							
Vote for 1							
01 = Wayne Henneck		136	99.27	03 = OVER VOTES		0	
02 = WRITE-IN		1	.73	04 = UNDER VOTES		149	

	01	02	03	04			

0018 18	121	1	0	141			
0022 22	15	0	0	8			
=====							

NUMBER KEY CANVASS

Benton County, Oregon
 Special District Election
 May 19, 2015

FINAL OFFICIAL RESULTS

				VOTES	PERCENT			VOTES	PERCENT
Director, Position 4 PHILOMATH FIRE AND RESCUE									
Vote for 1									
01 = Rick Brand				1,930	98.22	03 = OVER VOTES		0	
02 = WRITE-IN				35	1.78	04 = UNDER VOTES		1,059	

	01	02	03	04					

0010 10	848	15	0	309					
0015 15	631	10	0	398					
0016 16	84	1	0	69					
0019 19	237	6	0	196					
0021 21	130	3	0	87					

=====

NUMBER KEY CANVASS

Benton County, Oregon
 Special District Election
 May 19, 2015

FINAL OFFICIAL RESULTS

				VOTES	PERCENT			VOTES	PERCENT
Director, Position 5 PHILOMATH FIRE AND RESCUE									
Vote for 1									
01 = Kevin Sullivan				1,930	98.57	03 = OVER VOTES		0	
02 = WRITE-IN				28	1.43	04 = UNDER VOTES		1,066	

	01	02	03	04					

0010 10	843	10	0	319					
0015 15	641	8	0	390					
0016 16	82	1	0	71					
0019 19	234	5	0	200					
0021 21	130	4	0	86					
=====									

NUMBER KEY CANVASS

Benton County, Oregon
 Special District Election
 May 19, 2015

FINAL OFFICIAL RESULTS

	VOTES PERCENT					VOTES PERCENT	
Director, Position 4							
VINEYARD MOUNTAIN PARK AND RECREATION							
Vote for 1							
01 = Patti Haggerty			93	97.89	03 = OVER VOTES		0
02 = WRITE-IN			2	2.11	04 = UNDER VOTES		44

	01	02	03	04			

0016 16	65	2	0	26			
0017 17	28	0	0	18			

=====

NUMBER KEY CANVASS

Benton County, Oregon
 Special District Election
 May 19, 2015

FINAL OFFICIAL RESULTS

	VOTES PERCENT					VOTES PERCENT	
Director, Position 5							
VINEYARD MOUNTAIN PARK AND RECREATION							
Vote for 1							
01 = Mary Bruch			95	97.94	03 = OVER VOTES		0
02 = WRITE-IN			2	2.06	04 = UNDER VOTES		42

	01	02	03	04			

0016 16	65	2	0	26			
0017 17	30	0	0	16			

=====

NUMBER KEY CANVASS

Benton County, Oregon
 Special District Election
 May 19, 2015

FINAL OFFICIAL RESULTS

		VOTES	PERCENT			VOTES	PERCENT
Commissioner, Position 3							
DUMBECK LANE DOMESTIC WATER SUPPLY							
Vote for 1							
01 = NO CANDIDATE FILED		0		03 = OVER VOTES		0	
02 = WRITE-IN		8	100.00	04 = UNDER VOTES		86	

	01	02	03	04			

0018 18	0	8	0	77			
0022 22	0	0	0	9			

=====



**BENTON COUNTY CLERK
ELECTIONS & PASSPORTS**

120 NW 4th Street, Room 13

Corvallis, OR 97330

TEL (541) 766-6756 FAX (541) 766-6757

EMAIL: bcelections@co.benton.or.us WEB: www.co.benton.or.us/elections

ELECTION: May 19, 2015 Regular District Election

Write-in tally of votes

District: Dumbeck Lane Domestic Water Supply District

Position: Commissioner Position #3

CANDIDATES' NAME	TOTAL VOTES
***Pat Hagerty	6
Gary Blake	1
Le Swanson	1

*** Denotes winner

NUMBER KEY CANVASS

Benton County, Oregon
 Special District Election
 May 19, 2015

FINAL OFFICIAL RESULTS

		VOTES	PERCENT			VOTES	PERCENT
Commissioner, Position 4							
DUMBECK LANE DOMESTIC WATER SUPPLY							
Vote for 1							
01 = Bo Price		58	96.67	03 = OVER VOTES		0	
02 = WRITE-IN		2	3.33	04 = UNDER VOTES		34	

	01	02	03	04			

0018 18	53	2	0	30			
0022 22	5	0	0	4			
=====							

NUMBER KEY CANVASS

Benton County, Oregon
 Special District Election
 May 19, 2015

FINAL OFFICIAL RESULTS

		VOTES	PERCENT			VOTES	PERCENT
Commissioner, Position 5							
DUMBECK LANE DOMESTIC WATER SUPPLY							
Vote for 1							
01 = Jay Simpkins		66	98.51	03 = OVER VOTES		0	
02 = WRITE-IN		1	1.49	04 = UNDER VOTES		27	

	01	02	03	04			

0018 18	62	1	0	22			
0022 22	4	0	0	5			
=====							

NUMBER KEY CANVASS

Benton County, Oregon
 Special District Election
 May 19, 2015

FINAL OFFICIAL RESULTS

				VOTES	PERCENT			VOTES	PERCENT
Commissioner Position 1 JUNCTION CITY WATER CONTROL DIST				(For complete results, contact Lane County)					
Vote for 1									
01 = Bart L Edwards				30	96.77	03 = OVER VOTES		0	
02 = WRITE-IN				1	3.23	04 = UNDER VOTES		19	

	01	02	03	04					

0020 20	30	1	0	19					
=====									

NUMBER KEY CANVASS

Benton County, Oregon
 Special District Election
 May 19, 2015

FINAL OFFICIAL RESULTS

				VOTES	PERCENT			VOTES	PERCENT
Commissioner Position 2 JUNCTION CITY WATER CONTROL DIST				(For complete results, contact Lane County)					
Vote for 1									
01 = Dean Tracer				31	96.88	03 = OVER VOTES		0	
02 = WRITE-IN				1	3.13	04 = UNDER VOTES		18	

	01	02	03	04					

0020 20	31	1	0	18					
=====									

NUMBER KEY CANVASS

Benton County, Oregon
 Special District Election
 May 19, 2015

FINAL OFFICIAL RESULTS

				VOTES	PERCENT			VOTES	PERCENT
Commissioner Position 3 JUNCTION CITY WATER CONTROL DIST				(For complete results, contact Lane County)					
Vote for 1									
01 = Donald W Fisher				30	100.00	03 = OVER VOTES		0	
02 = WRITE-IN				0		04 = UNDER VOTES		20	

	01	02	03	04					

0020 20	30	0	0	20					
=====									

NUMBER KEY CANVASS

Benton County, Oregon
 Special District Election
 May 19, 2015

FINAL OFFICIAL RESULTS

		VOTES	PERCENT			VOTES	PERCENT
Director, Position 1 ALSEA CEMETERY							
Vote for 1							
01 = James L Lunsford		157	96.32	03 = OVER VOTES		0	
02 = WRITE-IN		6	3.68	04 = UNDER VOTES		67	

	01	02	03	04			

0014 14		157	6	0	67		
=====							

NUMBER KEY CANVASS

Benton County, Oregon
 Special District Election
 May 19, 2015

FINAL OFFICIAL RESULTS

	VOTES	PERCENT		VOTES	PERCENT
2-89 Agriculture rights					
Vote for 1					
01 = Yes	6,392	27.59	03 = OVER VOTES	2	
02 = No	16,778	72.41	04 = UNDER VOTES	258	

	01	02	03	04
0001 01	427	1350	0	20
0002 02	279	405	0	5
0003 03	507	861	1	9
0004 04	189	409	0	5
0005 05	261	426	0	5
0006 06	412	934	0	9
0007 07	621	1505	0	14
0008 08	529	1742	0	27
0009 09	390	993	1	14
0010 10	265	884	0	23
0011 11	602	1949	0	56
0012 12	28	112	0	2
0013 13	17	103	0	2
0014 14	65	176	0	8
0015 15	418	964	0	13
0016 16	478	1143	0	14
0017 17	218	522	0	7
0018 18	150	596	0	7
0019 19	154	539	0	3
0020 20	184	603	0	9
0021 21	52	166	0	2
0022 22	54	180	0	3
0023 23	92	216	0	1

=====

NUMBER KEY CANVASS

Benton County, Oregon
 Special District Election
 May 19, 2015

FINAL OFFICIAL RESULTS

				VOTES	PERCENT			VOTES	PERCENT
22-135	City of Albany	(For complete results, contact Linn County)							
	Vote for	1							
	01 = Yes			1,428	55.22	03 = OVER VOTES		0	
	02 = No			1,158	44.78	04 = UNDER VOTES		21	

		01	02	03	04				

0011	11	1428	1158	0	21				

=====

E

OFFICIAL FINAL RESULTS

Lane County Elections
May 19, 2015
Special Election

(GROUP-01)

REPORT-EL52 PAGE 0017

Alsea School District #7J

Director, Position 3

(VOTE FOR) 1

01 = Jeff A Davis

02 = WRITE-IN

VOTES PERCENT

1 100.00
0

03 = OVER VOTES
04 = UNDER VOTES

VOTES PERCENT

0
0

01 02 03 04

0704 704

1 0 0 0

I certify that the votes recorded on this abstract correctly summarize the tally of votes cast at the election indicated.

Cheryl L. Betschart

Cheryl L. Betschart, County Clerk
Lane County, Oregon

June 5, 20 15



OFFICIAL FINAL RESULTS

Lane County Elections
May 19, 2015
Special Election

(GROUP-01)

REPORT-EL52 PAGE 0018

Aalsea School District #7J

Director, Position 4

(VOTE FOR) 1

01 = Ron J Koetz

02 = WRITE-IN

VOTES PERCENT

1 100.00
0

03 = OVER VOTES
04 = UNDER VOTES

VOTES PERCENT

0
0

01	02	03	04
1	0	0	0


0704 704

I certify that the votes recorded on this abstract correctly summarize the tally of votes cast at the election indicated.

Cheryl L. Betschart

Cheryl L. Betschart, County Clerk
Lane County, Oregon

June 5, 2015



OFFICIAL FINAL RESULTS

Lane County Elections
 May 19, 2015
 Special Election

(GROUP-01)

REPORT-EL52 PAGE 0019

Alsea School District #7J

Director, Position 5

(VOTE FOR) 1

01 = Linda B Montanez

02 = WRITE-IN

VOTES PERCENT

1 100.00
 0

03 = OVER VOTES
 04 = UNDER VOTES

VOTES PERCENT

0
 0

01	02	03	04
1	0	0	0


0704 704

I certify that the votes recorded on this abstract correctly summarize the tally of votes cast at the election indicated.

Cheryl L. Betschart

Cheryl L. Betschart, County Clerk
 Lane County, Oregon

June 5, 2015



OFFICIAL FINAL RESULTS

Lane County Elections
May 19, 2015
Special Election

(GROUP-01)

REPORT-EL52 - PAGE 0059

Monroe School District #1J

Director, Zone 2

(VOTE FOR) 1

01 = Tim Warden

02 = WRITE-IN

VOTES PERCENT

VOTES PERCENT

22 100.00
0

03 = OVER VOTES
04 = UNDER VOTES

0
8

01 02 03 04

0712 712

22 0 0 8

I certify that the votes recorded on this abstract correctly summarize the tally of votes cast at the election indicated.

Cheryl L. Betschart

Cheryl L. Betschart, County Clerk
Lane County, Oregon

June 5, 2015



OFFICIAL FINAL RESULTS

Lane County Elections
May 19, 2015
Special Election

(GROUP-01)

REPORT-EL52 PAGE 0060

Monroe School District #1J

Director, Zone 3

(VOTE FOR) 1

01 = Luke S Krieger

02 = Nancy C Burnett

03 = WRITE-IN

VOTES PERCENT

15 62.50

9 37.50

0

04 = OVER VOTES

05 = UNDER VOTES

VOTES PERCENT

0

6

01 02 03 04 05

0712 712


15 9 0 0 6

I certify that the votes recorded on this abstract correctly summarize the tally of votes cast at the election indicated.

Cheryl L. Betschart

Cheryl L. Betschart, County Clerk
Lane County, Oregon

June 5, 2015



OFFICIAL FINAL RESULTS

Lane County Elections
 May 19, 2015
 Special Election

(GROUP-01)

REPORT-EL52 PAGE 0118

Monroe RFPD Director, Position 1

2 Year Unexpired Term

(VOTE FOR) 1

01 = Timothy A Eastridge

02 = John D Greydanus

03 = WRITE-IN

VOTES PERCENT

20 58.82

14 41.18

0

04 = OVER VOTES

05 = UNDER VOTES

VOTES PERCENT

0

15

 01 02 03 04 05

20 14 0 0 15

0712 712

I certify that the votes recorded on this abstract correctly summarize the tally of votes cast at the election indicated.

Cheryl L. Betschart

Cheryl L. Betschart, County Clerk
 Lane County, Oregon

June 5, 2015



OFFICIAL FINAL RESULTS

Lane County Elections
May 19, 2015
Special Election

(GROUP-01)

REPORT-EL52 PAGE 0119

Monroe RFPD

Director, Position 2

(VOTE FOR) 1

01 = Timmy L Nash

02 = WRITE-IN

VOTES PERCENT

24 96.00
1 4.00

03 = OVER VOTES
04 = UNDER VOTES

VOTES PERCENT

0
24

01 02 03 04

0712 712


24 1 0 24

I certify that the votes recorded on this abstract correctly summarize the tally of votes cast at the election indicated.

Cheryl L. Betschart

Cheryl L. Betschart, County Clerk
Lane County, Oregon

June 5, 2015



OFFICIAL FINAL RESULTS

Lane County Elections
May 19, 2015
Special Election

(GROUP-01)

REPORT-EL52 PAGE 0120

Monroe RFPD

Director, Position 3

(VOTE FOR) 1

01 = Collin Crocker

02 = WRITE-IN

VOTES PERCENT

31 100.00
0

03 = OVER VOTES
04 = UNDER VOTES

VOTES PERCENT

0
18

01	02	03	04
31	0	0	18


0712 712

I certify that the votes recorded on this abstract correctly summarize the tally of votes cast at the election indicated.

Cheryl L. Betschart

Cheryl L. Betschart, County Clerk
Lane County, Oregon

June 5, 2015



**FINAL & OFFICIAL
WRITE-IN TALLY
FOR THE SPECIAL ELECTION
MAY 19, 2015
LINN COUNTY, OREGON
PAGE 2**

CENTRAL LINN SCHOOL DISTRICT 552C – DIRECTOR, ZONE 2

OTHER 14

CENTRAL LINN SCHOOL DISTRICT 552C – DIRECTOR, ZONE 3

OTHER 7

CENTRAL LINN SCHOOL DISTRICT 552C – DIRECTOR, ZONE 5

OTHER 13

CENTRAL LINN SCHOOL DISTRICT 552C – DIRECTOR, ZONE 6

OTHER 12

CORVALLIS SCHOOL DISTRICT 509J – DIRECTOR, POSITION 2

OTHER 0

CORVALLIS SCHOOL DISTRICT 509J – DIRECTOR, POSITION 3

OTHER 0

CORVALLIS SCHOOL DISTRICT 509J – DIRECTOR, POSITION 6

OTHER 0

CORVALLIS SCHOOL DISTRICT 509J – DIRECTOR, POSITION 7

OTHER 1

EUGENE SCHOOL DISTRICT 4J – DIRECTOR, POSITION 1

OTHER 0

EUGENE SCHOOL DISTRICT 4J – DIRECTOR, POSITION 4

OTHER 0

EUGENE SCHOOL DISTRICT 4J – DIRECTOR, POSITION 5

OTHER 0

EUGENE SCHOOL DISTRICT 4J – DIRECTOR, POSITION 7

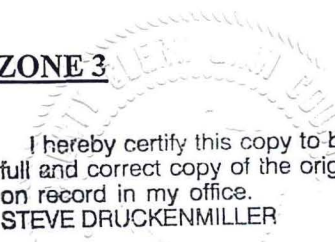
OTHER 0

GREATER ALBANY PUBLIC SCHOOL DISTRICT 8J – DIRECTOR, ZONE 3

OTHER 120

* positions elected by write-in.

I hereby certify this copy to be a true, full and correct copy of the original now on record in my office.
STEVE DRUCKENMILLER



County Clerk
JUNE 4, 2015
Deputy

**FINAL & OFFICIAL
WRITE-IN TALLY
FOR THE SPECIAL ELECTION
MAY 19, 2015
LINN COUNTY, OREGON
PAGE 7**

ALBANY RURAL FIRE PROTECTION DISTRICT – DIRECTOR, POSITION 4 (Cont.)

DON TACO 1
PERRY WRIGHT JR. 1

ALBANY RURAL FIRE PROTECTION DISTRICT – DIRECTOR, POSITION 5

OTHER 0

BROWNSVILLE RURAL FIRE PROTECTION DISTRICT – DIRECTOR, POSITION 1

OTHER 5

BROWNSVILLE RURAL FIRE PROTECTION DISTRICT – DIRECTOR, POSITION 2

OTHER 3

BROWNSVILLE RURAL FIRE PROTECTION DISTRICT – DIRECTOR, POSITION 3

OTHER 4

CORVALLIS RURAL FIRE PROTECTION DISTRICT – DIRECTOR, POSITION 1

OTHER 2

CORVALLIS RURAL FIRE PROTECTION DISTRICT – DIRECTOR, POSITION 3

OTHER 0

CORVALLIS RURAL FIRE PROTECTION DISTRICT – DIRECTOR, POSITION 4

OTHER 0

CORVALLIS RURAL FIRE PROTECTION DISTRICT – DIRECTOR, POSITION 5

OTHER 0

GATES RURAL FIRE PROTECTION DISTRICT – DIRECTOR, POSITION 1

OTHER 3

GATES RURAL FIRE PROTECTION DISTRICT – DIRECTOR, POSITION 4

OTHER 2

GATES RURAL FIRE PROTECTION DISTRICT – DIRECTOR, POSITION 5


OTHER 2

HALSEY-SHEDD RURAL FIRE PROTECTION DISTRICT – DIRECTOR, POSITION 1

OTHER 0

* positions elected by write-in.

I hereby certify this copy to be a true, full and correct copy of the original now on record in my office.
STEVE DRUCKENMILLER

 County Clerk
JUNE 4, 2015
Deputy

CORVALLIS RURAL FIRE PROTECTION DISTRICT WITH 3 OF 3 PRECINCTS REPORTING

Director, Position 1
Vote For 1

	W R I T E S R S	O V O S	U V N O D T
0019 019	27	0	0
0044 044	98	2	0
0047 047	11	0	0
CANDIDATE TOTALS	136	2	0
CANDIDATE PERCENT	80.47	1.18	18.34

CORVALLIS RURAL FIRE PROTECTION DISTRICT WITH 3 OF 3 PRECINCTS REPORTING

Director, Position 3
Vote For 1

	W R I T E S R S	O V O S	U V N O D T
0019 019	26	0	0
0044 044	96	0	0

NAME HEADING CANVASS LINN COUNTY, OREGON Final and Official
Special Election
May 19, 2015

RUN DATE:06/02/15 05:09 PM REPORT-EL111 PAGE 0030

CORVALLIS RURAL FIRE PROTECTION DISTRICT WITH 3 OF 3 PRECINCTS REPORTING

Director, Position 3
Vote For 1

	W R I T E S R S	O V O S	U V N O D T
(CONTINUED FROM PREVIOUS PAGE)	(NON)		
0047 047	12	0	0
CANDIDATE TOTALS	134		35
CANDIDATE PERCENT	79.28		20.71

I hereby certify this copy to be a true, full and correct copy of the original now on record in my office.
STEVE DRUCKENMILLER
County Clerk
Deputy
JUNE 4, 2015

CORVALLIS RURAL FIRE PROTECTION DISTRICT

WITH 3 OF 3 PRECINCTS REPORTING

Director, Position 4
Vote For 1

	F r a n k c a r o	E r i c I N (NON)	P e t e r I N (NON)	W a r r e n t I N (NON)	U V O V O S	D T D T E E R S
0019 019	25	0	0	5		
0044 044	101	0	0	25		
0047 047	11	0	0	2		
CANDIDATE TOTALS	137			32		
CANDIDATE PERCENT	81.06			18.93		


CORVALLIS RURAL FIRE PROTECTION DISTRICT

WITH 3 OF 3 PRECINCTS REPORTING

Director, Position 5
Vote For 1

	B o b d e r	C o n d e r	W a r r e n t I N (NON)	R i c k I N (NON)	U V O V O S	D T D T E E R S
0019 019	25	0	0	5		
0044 044	100	0	0	26		
0047 047	10	0	0	3		
CANDIDATE TOTALS	135			34		
CANDIDATE PERCENT	79.88			20.11		

I hereby certify this copy to be a true, full and correct copy of the original now on record in my office.
STEVE DRUCKENMILLER

 JUNE 4, 2015
County Clerk
Deputy

CORVALLIS SCHOOL DISTRICT #509J Director, Position 2

WITH 2 OF 2 PRECINCTS REPORTING

Vote For 1

	J K B	S B	W R	O V	U V
	u a t e	c u r	I T	V O	N O
	d l s	t r	E	RE	EE
	y l s		N	S	RS
	(NON)				
	-----	-----	-----	-----	-----
0044 044	80	47	1	0	16
0047 047	0	2	0	0	0
CANDIDATE TOTALS	80	49	1		16
CANDIDATE PERCENT	54.79	33.56	.68		10.95


CORVALLIS SCHOOL DISTRICT #509J Director, Position 3

WITH 2 OF 2 PRECINCTS REPORTING

Vote For 1

	P H	A M	J M	O V	U V
	a i	l c	i c	V O	N O
	u b	e Q	m C	RE	EE
	l b	x u	u	S	RS
	a	l	o		
	(NON)				
	-----	-----	-----	-----	-----
0044 044	23	54	52	1	14
0047 047	0	0	2	0	0
CANDIDATE TOTALS	23	54	54	1	14
CANDIDATE PERCENT	15.75	36.98	36.98	.68	9.58

I hereby certify this copy to be a true, full and correct copy of the original now on record in my office.
 STEVE DRUCKENMILLER

 County Clerk
 JUNE 4, 2015
 Deputy

NAME HEADING CANVASS

LINN COUNTY, OREGON
Special Election
May 19, 2015

Final and Official

RUN DATE:06/02/15 05:09 PM

REPORT-EL111

PAGE 0013

CORVALLIS SCHOOL DISTRICT #509J Director, Position 6

WITH 2 OF 2 PRECINCTS REPORTING

Vote For 1

FR
ee
li
id
c - W
i M R
ae I
t T O V U V
o E V O N O
y - E T D T
e I R E E E
r N S R S
(NON)

0044 044	113	1	0	30
0047 047	2	0	0	0
CANDIDATE TOTALS	115	1		30
CANDIDATE PERCENT	78.76	.68		20.54

CORVALLIS SCHOOL DISTRICT #509J Director, Position 7


WITH 2 OF 2 PRECINCTS REPORTING

Vote For 1

CR
h o W
r c R
i h I
s e T O V U V
t - E V O N O
e I R E E E
r N S R S
(NON)

0044 044	112	2	0	30
0047 047	2	0	0	0
CANDIDATE TOTALS	114	2		30
CANDIDATE PERCENT	78.08	1.36		20.54

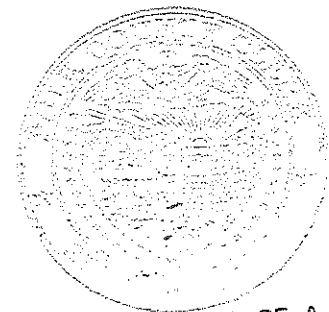
I hereby certify this copy to be a true,
full and correct copy of the original now
on record in my office.
STEVE DRUCKENMILLER

 **JUNE 4, 2015**
County Clerk
Deputy

Director, Position 2 PHILOMATH SCHOOL DISTRICT 17J

Vote for 1

	R V			W		
	o a		J A C	R		
	n n	S M	a e	I		
		o h o	y l	T	O V	U V
		r e r	o	E	V O	N O
		d l r	r	-	E T	D T
		e l i	i	I	R E	E E
		n y s	e	N	S	R S
		(NON)	(NON)	(NON)		
		-----	-----	-----	-----	-----
0152 152		0	7	7	0	0
	CANDIDATE TOTALS		7	7		2
	CANDIDATE PERCENT		50.00	50.00		2



CERTIFIED TO BE A TRUE AND
 CORRECT COPY OF THE ORIGINAL
 VALERIS LINGER, Polk County Clerk

By *[Signature]* Deputy

NAME HEADING CANVASS

Polk County, Oregon
 Special District Election
 May 19, 2015

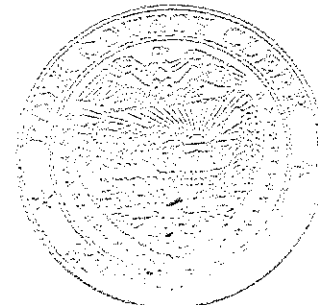
RUN DATE:06/03/15 11:28 AM

Director, Position 5 PHILOMATH SCHOOL DISTRICT 173

Vote for 1

			W		
			R		
	W H		I		
R W	a a		T	O V	U V
i e	d s		E	V O	N O
c l	e l		-	E T	D T
k l	a		I	R E	E E
s	m		N	S	R S
(NON)	(NON)		(NON)		
-----	-----		-----	-----	-----
0152 152	4	12	0	0	0
	CANDIDATE TOTALS	4	12		
	CANDIDATE PERCENT	25.00	75.00		

=====



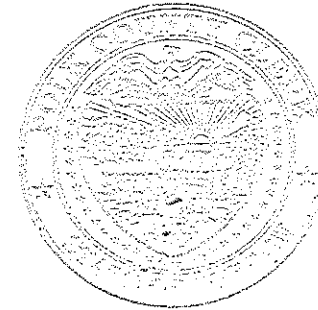
CERTIFIED TO BE A TRUE AND
 CORRECT COPY OF THE ORIGINAL
 VALERIE LUNGER, Polk County Clerk

By Valerie Lunger Deputy

Director, Position 1

HOSKINS-KINGS VALLEY RURAL FIRE PROTECTI
Vote for 1

	W R I T E R S (NON)	O V O T E R S (NON)	U N D E R S C R I B E D S (NON)	V O T E R S (NON)
0118 118	0	0	0	0
0152 152	19	0	0	0
CANDIDATE TOTALS	19			
CANDIDATE PERCENT	100.00			



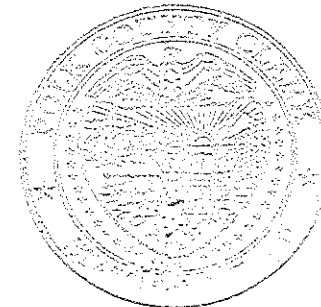
CERTIFIED TO BE A TRUE AND
CORRECT COPY OF THE ORIGINAL
VALERIE UNGER, Polk County Clerk

By Valerie Unger Deputy

Director, Position 2

HOSKINS-KINGS VALLEY RURAL FIRE PROTECTI
Vote for 1

	W R I T T E N (NON)	O V O T E R S (NON)	U N D E R S T A N D I N G S	V O T E R S
0118 118	0	0	0	0
0152 152	17	0	0	2
CANDIDATE TOTALS	17			2
CANDIDATE PERCENT	100.00			



CERTIFIED TO BE A TRUE AND
CORRECT COPY OF THE ORIGINAL
VALERIE UNGER, Polk County Clerk

By Valerie Unger Deputy



**BENTON COUNTY CLERK
ELECTIONS & PASSPORTS**

120 NW 4th Street, Room 13

Corvallis, OR 97330

TEL (541) 766-6756 FAX (541) 766-6757

EMAIL: bcelections@co.benton.or.us WEB: www.co.benton.or.us/elections

ELECTION: May 19, 2015 Regular District Election

Write-in tally of votes

District: Blodgett-Summit RFPD

Position: Director Position #4

CANDIDATES' NAME	TOTAL VOTES
***Jessie Blume	28
Beverly Manfredo	2
Andy Bauer	1
Rick Brand	1
James Damitio	1
Dale Han	1
Jeff Lamb	1
Jeff Minter	1
Earl Newman	1
Mark Scacco	1
Benny Smith	1
Ivan Vierra	1
Dan Whiteman	1
Ed Young	1

*** Denotes winner

Note: Jessie Blume accepted the position.



**BENTON COUNTY CLERK
ELECTIONS & PASSPORTS**

120 NW 4th Street, Room 13

Corvallis, OR 97330

TEL (541) 766-6756 FAX (541) 766-6757

EMAIL: bcelections@co.benton.or.us WEB: www.co.benton.or.us/elections

ELECTION: May 19, 2015 Regular District Election

Write-in tally of votes

District: Dumbeck Lane Domestic Water Supply District

Position: Commissioner Position #3

CANDIDATES' NAME	TOTAL VOTES
***Pat Hagerty	6
Gary Blake	1
Le Swanson	1

*** Denotes winner

Note: Pat Hagerty declined the position.



**BENTON COUNTY CLERK
ELECTIONS & PASSPORTS**

120 NW 4th Street, Room 13

Corvallis, OR 97330

TEL (541) 766-6756 FAX (541) 766-6757

EMAIL: bcelections@co.benton.or.us WEB: www.co.benton.or.us/elections

ELECTION: May 19, 2015 Regular District Election

Write-in tally of votes

District: Palestine RFPD

Position: Director Position #3

CANDIDATES' NAME	TOTAL VOTES
***Matt Close	3
Burr Fancher	2
Travis Hill	2
Rick Pyburn	2
Jim Ruthruff	2
Rodger Biegel	1
Kevin Harding	1
Margaret Joyce	1
Kyle Romey	1

*** Denotes winner

Note: Matt Close neither accepted nor rejected the position.