

SUMMARY REPORT
RESULTS

Benton County

CERTIFIED FINAL

Run Date:05/31/18
RUN TIME:11:11 AM

OREGON PRIMARY ELECTION
May 15, 2018
STATISTICS

	VOTES	PERCENT
PRECINCTS COUNTED (OF 24)	24	100.00
REGISTERED VOTERS - TOTAL	56,482	
REGISTERED VOTERS - NonPartisan	16,501	29.21
REGISTERED VOTERS - Democrat	24,498	43.37
REGISTERED VOTERS - Independent Party	2,359	4.18
REGISTERED VOTERS - Republican	13,124	23.24
REGISTERED VOTERS - NonAffiliated	0	
BALLOTS CAST - TOTAL.	25,113	
BALLOTS CAST - NonPartisan.	4,213	16.78
BALLOTS CAST - Democrat.	13,567	54.02
BALLOTS CAST - Independent Party.	719	2.86
BALLOTS CAST - Republican	6,614	26.34
BALLOTS CAST - BLANK.	18	.07
VOTER TURNOUT - TOTAL		44.46
VOTER TURNOUT - NonPartisan		25.53
VOTER TURNOUT - Democrat		55.38
VOTER TURNOUT - Independent Party		30.48
VOTER TURNOUT - Republican.		50.40
VOTER TURNOUT - BLANK03

SUMMARY REPORT	Benton County	CERTIFIED FINAL
RESULTS		
Run Date:05/31/18	OREGON PRIMARY ELECTION	
RUN TIME:11:11 AM	May 15, 2018	
	NonPartisan	

VOTES PERCENT

Commissioner of the Bureau of Labor and Industries
 Statewide Nonpartisan
 (VOTE FOR) 1

Lou Ogden	5,553	29.54
Val Hoyle	11,613	61.77
Jack Howard.	1,560	8.30
WRITE-IN.	73	.39
Over Votes	2	
Under Votes	6,260	

Judge of the Supreme Court, Position 3
 Statewide Nonpartisan
 (VOTE FOR) 1

Van Pounds	3,598	19.11
Meagan A Flynn.	15,167	80.57
WRITE-IN.	59	.31
Over Votes	16	
Under Votes	6,221	

Judge of the Supreme Court, Position 2
 Statewide Nonpartisan
 (VOTE FOR) 1

Rebecca Duncan.	15,530	98.97
WRITE-IN.	162	1.03
Over Votes	0	
Under Votes	9,369	

Judge of the Court of Appeals, Position 10
 Statewide Nonpartisan
 (VOTE FOR) 1

Rex Armstrong	11,808	66.30
Kyle L Krohn	5,934	33.32
WRITE-IN.	68	.38
Over Votes	8	
Under Votes	7,243	

Judge of the Court of Appeals, Position 6
 Statewide Nonpartisan
 (VOTE FOR) 1

James (Jim) C Egan	15,030	98.91
WRITE-IN.	165	1.09
Over Votes	6	
Under Votes	9,860	

Judge of the Court of Appeals, Position 9
 Statewide Nonpartisan
 (VOTE FOR) 1

Erika Hadlock	14,190	98.92
WRITE-IN.	155	1.08
Over Votes	0	
Under Votes	10,716	

SUMMARY REPORT
RESULTS

Benton County

CERTIFIED FINAL

Run Date:05/31/18
RUN TIME:11:11 AM

OREGON PRIMARY ELECTION
May 15, 2018
NonPartisan

VOTES PERCENT

Hidden Valley SRD Commissioner, Position 1
Hidden Valley Special Road District

(VOTE FOR) 1

David Leer	15	46.88
Raymond Curanzy Jr	17	53.13
WRITE-IN.	0	
Over Votes	0	
Under Votes	6	

Hidden Valley SRD Commissioner, Position 2
Hidden Valley Special Road District

(VOTE FOR) 1

Jeanette Fair	19	57.58
Dianna Fisher	14	42.42
WRITE-IN.	0	
Over Votes	0	
Under Votes	5	

Hidden Valley SRD Commissioner, Position 3
Hidden Valley Special Road District

(VOTE FOR) 1

Walter Ackermann	28	87.50
WRITE-IN.	4	12.50
Over Votes	0	
Under Votes	6	

22-170 Harrisburg School District 7 Bonds
Harrisburg School District 7

(VOTE FOR) 1

Yes	4	44.44
No.	5	55.56
Over Votes	0	
Under Votes	0	

2-113 Corvallis School District 509J Bonds
Corvallis School District 509J

(VOTE FOR) 1

Yes	11,592	68.09
No.	5,432	31.91
Over Votes	3	
Under Votes	783	

22-172 City of Albany Fuel Tax
City of Albany

(VOTE FOR) 1

Yes	951	35.51
No.	1,727	64.49
Over Votes	1	
Under Votes	91	

SUMMARY REPORT
RESULTS

Benton County

CERTIFIED FINAL

Run Date:05/31/18
RUN TIME:11:11 AM

OREGON PRIMARY ELECTION
May 15, 2018
NonPartisan

VOTES PERCENT

2-114 City of Philomath Annex Main St Islands
City of Philomath
(VOTE FOR) 1
Yes 971 81.67
No. 218 18.33
Over Votes 0
Under Votes 89

2-115 City of Philomath Annex Landmark Dr
City of Philomath
(VOTE FOR) 1
Yes 934 79.09
No. 247 20.91
Over Votes 1
Under Votes 96

2-116 City of Philomath Annex Main St
City of Philomath
(VOTE FOR) 1
Yes 952 81.37
No. 218 18.63
Over Votes 2
Under Votes 106

2-117 City of Philomath Annex N 7th St
City of Philomath
(VOTE FOR) 1
Yes 910 76.79
No. 275 23.21
Over Votes 0
Under Votes 93

2-118 City of Philomath Annex Cooper Ln
City of Philomath
(VOTE FOR) 1
Yes 946 80.51
No. 229 19.49
Over Votes 0
Under Votes 103

2-119 Philomath School District 17J Levy
Philomath School District 17J
(VOTE FOR) 1
Yes 1,934 70.71
No. 801 29.29
Over Votes 0
Under Votes 98

SUMMARY REPORT
RESULTS

Benton County

CERTIFIED FINAL

Run Date:05/31/18
RUN TIME:11:11 AM

OREGON PRIMARY ELECTION
May 15, 2018
NonPartisan

VOTES PERCENT

2-112 Establish Hidden Valley Special Road District
Hidden Valley Special Road District

(VOTE FOR) 1

Yes	25	65.79
No.	13	34.21
Over Votes	0	
Under Votes	0	

SUMMARY REPORT Benton County CERTIFIED FINAL
 RESULTS
 Run Date:05/31/18 OREGON PRIMARY ELECTION
 RUN TIME:11:11 AM May 15, 2018
 Democrat

VOTES PERCENT

US Representative, 4th District
 US Congressional District 4
 (VOTE FOR) 1
 Daniel R Arcangel. 601 5.18
 Peter A DeFazio 10,972 94.53
 WRITE-IN. 34 .29
 Over Votes 3
 Under Votes 481

US Representative, 5th District
 US Congressional District 5
 (VOTE FOR) 1
 Peter Wright 191 14.69
 Kurt Schrader 1,100 84.62
 WRITE-IN. 9 .69
 Over Votes 0
 Under Votes 176

Governor Statewide Partisan
 (VOTE FOR) 1
 Ed Jones. 623 4.83
 Kate Brown 11,437 88.69
 Candace Neville 722 5.60
 WRITE-IN. 113 .88
 Over Votes 1
 Under Votes 623

State Senator, 8th District Senate District 08
 (VOTE FOR) 1
 Sara A Gelser 10,094 99.37
 WRITE-IN. 64 .63
 Over Votes 1
 Under Votes 1,426

State Representative, 15th District House District 15
 (VOTE FOR) 1
 Jerred Taylor 1,018 98.93
 WRITE-IN. 11 1.07
 Over Votes 0
 Under Votes 408

State Representative, 16th District House District 16
 (VOTE FOR) 1
 Dan Rayfield 8,284 99.52
 WRITE-IN. 40 .48
 Over Votes 1
 Under Votes 1,823

SUMMARY REPORT
RESULTS

Benton County

CERTIFIED FINAL

Run Date:05/31/18
RUN TIME:11:11 AM

OREGON PRIMARY ELECTION
May 15, 2018
Democrat

VOTES PERCENT

State Representative, 23rd District House District 23

(VOTE FOR) 1

Danny Jaffer	1,320	98.88
WRITE-IN.	15	1.12
Over Votes	0	
Under Votes	599	

County Commissioner, Position 1 Benton County

(VOTE FOR) 1

Mark Page	371	3.15
Vincent Adams	2,609	22.12
Nancy V Wyse	2,884	24.45
Pat Malone	4,863	41.23
Joel Hirsch.	511	4.33
Christine Kramer	532	4.51
WRITE-IN.	25	.21
Over Votes	30	
Under Votes	1,694	

SUMMARY REPORT	Benton County	CERTIFIED FINAL
RESULTS		
Run Date:05/31/18	OREGON PRIMARY ELECTION	
RUN TIME:11:11 AM	May 15, 2018	
	Independent Party	

VOTES PERCENT

US Representative, 4th District
 US Congressional District 4
 (VOTE FOR) 1

No Candidate Filed	0	
WRITE-IN.	182	100.00
Over Votes	0	
Under Votes	421	

US Representative, 5th District
 US Congressional District 5
 (VOTE FOR) 1

No Candidate Filed	0	
WRITE-IN.	27	100.00
Over Votes	0	
Under Votes	89	

Governor Statewide Partisan
 (VOTE FOR) 1

Dan (Mr P) Pistoresi.	42	9.40
Skye J Allen	43	9.62
Patrick Starnes	121	27.07
WRITE-IN.	241	53.91
Over Votes	0	
Under Votes	272	

State Senator, 8th District Senate District 08
 (VOTE FOR) 1

No Candidate Filed	0	
WRITE-IN.	123	100.00
Over Votes	0	
Under Votes	481	

State Representative, 15th District House District 15
 (VOTE FOR) 1

Cynthia K Hyatt	41	71.93
WRITE-IN.	16	28.07
Over Votes	0	
Under Votes	50	

State Representative, 16th District House District 16
 (VOTE FOR) 1

No Candidate Filed	0	
WRITE-IN.	85	100.00
Over Votes	0	
Under Votes	412	

State Representative, 23rd District House District 23
 (VOTE FOR) 1

No Candidate Filed	0	
WRITE-IN.	49	100.00
Over Votes	0	
Under Votes	66	

SUMMARY REPORT
RESULTS

Benton County

CERTIFIED FINAL

Run Date:05/31/18
RUN TIME:11:11 AM

OREGON PRIMARY ELECTION
May 15, 2018
Independent Party

VOTES PERCENT

County Commissioner, Position 1 Benton County
(VOTE FOR) 1

No Candidate Filed	0	
WRITE-IN.	169	100.00
Over Votes	0	
Under Votes	550	

SUMMARY REPORT Benton County CERTIFIED FINAL
 RESULTS
 Run Date:05/31/18 OREGON PRIMARY ELECTION
 RUN TIME:11:11 AM May 15, 2018
 Republican

VOTES PERCENT

US Representative, 4th District
 US Congressional District 4
 (VOTE FOR) 1
 Michael Polen 225 5.57
 Jo Rae Perkins. 1,085 26.86
 Court Boice. 671 16.61
 Stefan G Strek. 137 3.39
 Arthur B Robinson. 1,884 46.63
 WRITE-IN. 38 .94
 Over Votes 1
 Under Votes 838

US Representative, 5th District
 US Congressional District 5
 (VOTE FOR) 1
 Robert L Reynolds. 205 15.61
 Mark Callahan 870 66.26
 Joey Nations 236 17.97
 WRITE-IN. 2 .15
 Over Votes 0
 Under Votes 422

Governor Statewide Partisan
 (VOTE FOR) 1
 Knute Buehler 3,114 50.67
 Keenan W Bohach 18 .29
 Greg C Wooldridge. 1,199 19.51
 Jonathan I Edwards III 13 .21
 David W Stauffer 66 1.07
 Jeff Smith 126 2.05
 Jack W Tacy. 12 .20
 Brett Hyland 10 .16
 Bruce Cuff 114 1.85
 Sam Carpenter 1,432 23.30
 WRITE-IN. 42 .68
 Over Votes 7
 Under Votes 457

State Senator, 8th District Senate District 08
 (VOTE FOR) 1
 Erik S Parks 2,754 97.62
 WRITE-IN. 67 2.38
 Over Votes 0
 Under Votes 2,247

State Representative, 15th District House District 15
 (VOTE FOR) 1
 Shelly Boshart Davis. 1,310 99.54
 WRITE-IN. 6 .46
 Over Votes 0
 Under Votes 359

SUMMARY REPORT
RESULTS

Benton County

CERTIFIED FINAL

Run Date:05/31/18
RUN TIME:11:11 AM

OREGON PRIMARY ELECTION
May 15, 2018
Republican

VOTES PERCENT

State Representative, 16th District House District 16
(VOTE FOR) 1
No Candidate Filed 0
WRITE-IN. 134 100.00
Over Votes 0
Under Votes 3,259

State Representative, 23rd District House District 23
(VOTE FOR) 1
Kris Morse Bledsoe 318 23.71
Mike Nearman 1,018 75.91
WRITE-IN. 5 .37
Over Votes 0
Under Votes 201


County Commissioner, Position 1 Benton County
(VOTE FOR) 1
No Candidate Filed 0
WRITE-IN. 569 100.00
Over Votes 0
Under Votes 6,041

E

**BENTON COUNTY ELECTIONS
MAY 15, 2018 PRIMARY ELECTION - OFFICIAL WRITE-IN RESULTS
INDEPENDENT PARTY
US REPRESENTATIVE 4TH DISTRICT**

Write-in Names	Precincts																									TOTAL
	1	2	3	4	5	6	7	8	9	10	12	13	14	15	16	17	18	19	20	21	22	23	24	25		
LAURA KING															1										1	
WILLIAM R WITT																1									1	
Overvote																									0	
Undervote			1							1				1											3	
Blank																									0	
Miscellaneous																									0	
TOTAL	10	4	16	7	4	15	13	20	11	14	0	1	5	19	20	8	0	4	10	0	0	1	0	0	182	

I certify the votes recorded on this abstract correctly summarize the tally of write-in votes cast in the precinct and position named above for the election of May 15, 2018.


Signature of Supervisor: 

Date certification completed: May 31, 2018

BENTON COUNTY ELECTIONS
MAY 15, 2018 PRIMARY ELECTION - OFFICIAL WRITE-IN RESULTS
INDEPENDENT PARTY
US REPRESENTATIVE 5TH DISTRICT

Write-in Names	Precincts																									TOTAL
	1	2	3	4	5	6	7	8	9	10	12	13	14	15	16	17	18	19	20	21	22	23	24	25		
KURT SCHRADER											1						2					4	5	12		
MARK CALLAHAN											1						3				1		4		9	
SUZANE JONES																	1								1	
ZACK GARBER																							1		1	
DOUG JOHNSON																							1		1	
JOEY NATIONS																								1	1	
ROBERT REYNOLDS																								1	1	
																									0	
																									0	
																									0	
																									0	
																									0	
																									0	
																									0	
																									0	
																									0	
Overvote																									0	
Undervote																								1	1	
Blank																									0	
Miscellaneous																									0	
TOTAL	0	0	0	0	0	0	0	0	0	0	0	2	0	0	0	0	0	6	0	0	0	2	0	10	7	27

I certify the votes recorded on this abstract correctly summarize the tally of write-in votes cast in the precinct and position named above for the election of May 15, 2018.


Signature of Supervisor:  _____

Date certification completed: May 31, 2018

**BENTON COUNTY ELECTIONS
MAY 15, 2018 PRIMARY ELECTION - OFFICIAL WRITE-IN RESULTS
INDEPENDENT PARTY
GOVERNOR**

Write-in Names	Precincts																									TOTAL
	1	2	3	4	5	6	7	8	9	10	12	13	14	15	16	17	18	19	20	21	22	23	24	25		
KNUTE BUEHLER	10	1	6		2	10	2	10	3	2		1	3	5	12	4	7	3	8				5	12	106	
KATE BROWN	8	2	13	4	2	6	5	10	3	4	1	1	1	2	3	2	3	1	2		2	2	6	3	86	
GREG C WOOLDRIDGE			1			1		1	1	4				2		1		2	2				4		19	
SAM CARPENTER							1	1	1	1			1	3	2		2		1					1	14	
CANDICE NEVILLE				1				2																1	4	
BRUCE CUFF										1				1											2	
JEFF SMITH			1																						1	
BENJAMIN SMITH			1																						1	
BERNARD BIFIGLIO						1																			1	
ETHEL ULLSTAD							1																		1	
MARTIN HETHERINGER							1																		1	
GEOFF BAKER										1															1	
CHRIS DUDLEY														1											1	
TOM MINOT															1										1	
Overvote																									0	
Undervote		1												1											2	
Blank																									0	
Miscellaneous																									0	
TOTAL	18	4	22	5	4	18	10	24	8	13	1	2	5	15	18	7	12	6	13	0	2	2	15	17	241	

I certify the votes recorded on this abstract correctly summarize the tally of write-in votes cast in the precinct and position named above for the election of May 15, 2018.


Signature of Supervisor: 

Date certification completed: May 31, 2018

BENTON COUNTY ELECTIONS
MAY 15, 2018 PRIMARY ELECTION - OFFICIAL WRITE-IN RESULTS
INDEPENDENT PARTY
STATE SENATOR 8TH DISTRICT

Write-in Names	Precincts																									TOTAL
	1	2	3	4	5	6	7	8	9	10	12	13	14	15	16	17	18	19	20	21	22	23	24	25		
Overvote																										0
Undervote			1					1		1														1		4
Blank																										0
Miscellaneous																										0
TOTAL	7	4	13	6	5	8	10	17	10	12	0	0	0	0	13	0	3	0	0	0	0	1	8	7	124	

I certify the votes recorded on this abstract correctly summarize the tally of write-in votes cast in the precinct and position named above for the election of May 15, 2018.


Signature of Supervisor: 

Date certification completed: May 31, 2018

**BENTON COUNTY ELECTIONS
MAY 15, 2018 PRIMARY ELECTION - OFFICIAL WRITE-IN RESULTS
INDEPENDENT PARTY
STATE REPRESENTATIVE 16TH DISTRICT**

Write-in Names	Precincts																									TOTAL
	1	2	3	4	5	6	7	8	9	10	12	13	14	15	16	17	18	19	20	21	22	23	24	25		
Miscellaneous																										0
TOTAL	9	4	11	6	2	8	6	12	6	8	0	0	0	0	13	0	0	0	0	0	0	0	0	0	0	85

I certify the votes recorded on this abstract correctly summarize the tally of write-in votes cast in the precinct and position named above for the election of May 15, 2018.


Signature of Supervisor: 

Date certification completed: May 31, 2018

**BENTON COUNTY ELECTIONS
MAY 15, 2018 PRIMARY ELECTION - OFFICIAL WRITE-IN RESULTS
INDEPENDENT PARTY
STATE REPRESENTATIVE 23RD DISTRICT**

Write-in Names	Precincts																									TOTAL		
	1	2	3	4	5	6	7	8	9	10	12	13	14	15	16	17	18	19	20	21	22	23	24	25				
DANNY JAFFER											1	1	1	9		3		2	6									23
MIKE NEARMAN												1	3	5		3		1	2									15
KRIS MORSE BLEDSOE											1		1	2		1			2		1							8
ART ROBINSON																			1									1
																												0
																												0
																												0
																												0
																												0
																												0
																												0
																												0
																												0
																												0
Overvote																												0
Undervote															1							1						2
Blank																												0
Miscellaneous																												0
TOTAL	0	0	0	0	0	0	0	0	0	0	2	2	5	17	0	7	0	3	11	0	2	0	0	0	0	0	49	

I certify the votes recorded on this abstract correctly summarize the tally of write-in votes cast in the precinct and position named above for the election of May 15, 2018.


Signature of Supervisor: 

Date certification completed: May 31, 2018

BENTON COUNTY ELECTIONS
MAY 15, 2018 PRIMARY ELECTION - OFFICIAL WRITE-IN RESULTS
INDEPENDENT PARTY
COUNTY COMMISSIONER POSITION 1

Write-in Names	Precincts																									TOTAL
	1	2	3	4	5	6	7	8	9	10	12	13	14	15	16	17	18	19	20	21	22	23	24	25		
ARIANNA ALPAAGH															1										1	
ART ROBINSON																			1						1	
DANE C PETERSON																					1				1	
ZACK GARBER																							1		1	
GARY SULLIVAN																									1	
																									0	
																									0	
																									0	
																									0	
																									0	
																									0	
																									0	
																									0	
Overvote																									0	
Undervote			1							1					1						1		1		5	
Blank																									0	
Miscellaneous																									0	
TOTAL	10	3	15	4	3	14	11	17	8	9	2	1	5	13	18	8	5	1	5	0	3	1	5	8	169	

I certify the votes recorded on this abstract correctly summarize the tally of write-in votes cast in the precinct and position named above for the election of May 15, 2018.


Signature of Supervisor: 

Date certification completed: May 31, 2018

BENTON COUNTY ELECTIONS
MAY 15, 2018 PRIMARY ELECTION - OFFICIAL WRITE-IN RESULTS
REPUBLICAN PARTY
STATE REPRESENTATIVE 16TH DISTRICT

Write-in Names	Precincts																									TOTAL
	1	2	3	4	5	6	7	8	9	10	12	13	14	15	16	17	18	19	20	21	22	23	24	25		
Overvote																										0
Undervote						1		1	1	2					1											6
Blank																										0
Miscellaneous						1	1		2																	4
TOTAL	13	5	13	2	5	11	12	14	23	19	0	0	0	0	17	0	0	0	0	2	0	0	0	0	136	

I certify the votes recorded on this abstract correctly summarize the tally of write-in votes cast in the precinct and position named above for the election of May 15, 2018.

Signature of Supervisor: 

Date certification completed: May 31, 2018

**BENTON COUNTY ELECTIONS
MAY 15, 2018 PRIMARY ELECTION - OFFICIAL WRITE-IN RESULTS
REPUBLICAN PARTY
COUNTY COMMISSIONER POSITION 1**

Write-in Names	Precincts																									TOTAL
	1	2	3	4	5	6	7	8	9	10	12	13	14	15	16	17	18	19	20	21	22	23	24	25		
MALCOLM ROSE														3												3
TOM JENSEN							1							2												3
JOHN CLARK	2																									2
MARK GOURLEY			1				1																			2
JAMES M REYNOLDS			2																							2
ANDY NOONAN								2																		2
GARTH JENSEN								2																		2
RICHARD T LIGON											1				1											2
MATHEW VANDYKE													2													2
DOMINIC OLIVER													2													2
JANNIE L HORNBY													2													2
SHELLY BOSHART DAVIS														1						1						2
JENNIFER ROSENBALM															2											2
KELLY C BROWN															2											2
BERNARD J MONTOYA																2										2
KEVIN HIGGINS																	2									2
KIETH SWANK																		2								2
TRAVIS HILL																			2							2
ROLAND BEECROFT																			2							2
JOHN DOE																					2					2
CODY HULL																					2					2
ROSE COOK																						2				2
JOHN GILMAN																								2		2


**BENTON COUNTY ELECTIONS
MAY 15, 2018 PRIMARY ELECTION - OFFICIAL WRITE-IN RESULTS
REPUBLICAN PARTY
COUNTY COMMISSIONER POSITION 1**

Write-in Names	Precincts																									TOTAL
	1	2	3	4	5	6	7	8	9	10	12	13	14	15	16	17	18	19	20	21	22	23	24	25		
JOE DONAHUE																	1									1
EMMET JONES																	1									1
JOSEPH SULLIVAN SR																	1									1
JAMES D MCMAHON																	1									1
KORAY JACKSON																	1									1
CHAD DAVID HARRINGTON																		1								1
BRICE HUDDLESON																		1								1
RICK PERLENFIEN																		1								1
KENNETH HOECKER																		1								1
DAVID FINK																		1								1
VALERIE LUSCHER																		1								1
EVERTT HARTMAN																		1								1
SPENCER WHITLHOW																			1							1
CHARLES BENEDICT JR																			1							1
CHARLES NELSON																			1							1
JEFFREY L KELLEY																			1							1
KAY DEE COLE																				1						1
SUSAN COOK																				1						1
JOHN DILLARD																				1						1
BILL COHNSTAD																				1						1
LANCE HORNING																				1						1
LIZ BROOKS																				1						1
VAL HOYLE																						1				1

**BENTON COUNTY ELECTIONS
MAY 15, 2018 PRIMARY ELECTION - OFFICIAL WRITE-IN RESULTS
REPUBLICAN PARTY
COUNTY COMMISSIONER POSITION 1**

Write-in Names	Precincts																									TOTAL
	1	2	3	4	5	6	7	8	9	10	12	13	14	15	16	17	18	19	20	21	22	23	24	25		
Blank																										0
Miscellaneous					1	1			1		1			1			1	1	2							9
TOTAL	44	11	30	2	11	20	24	36	40	34	12	5	13	42	33	21	36	15	26	6	8	14	41	45	569	

I certify the votes recorded on this abstract correctly summarize the tally of write-in votes cast in the precinct and position named above for the election of May 15, 2018.

Signature of Supervisor: 

Date certification completed: May 31, 2018

Office Report
Linn County

Page: 55 of 56
2018-05-31
10:23:39

Primary Election May 15, 2018

All Precincts, All Districts, All ScanStations, Judge of the Court of Appeals, Position 9, Judge of the Court of Appeals, Position 6, Judge of the Circuit Court, 23rd District, Position 4, State Senator, 8th District (DEM), State Senator, 8th District (REP), State Senator, 8th District (IND), State Representative, 17th District (DEM), State Representative, 17th District (REP), State Representative, 17th District (IND), Judge of the Court of Appeals, Position 10, Judge of the Supreme Court, Position 2, State Representative, 15th District (DEM), State Representative, 15th District (REP), State Representative, 15th District (IND), State Senator, 6th District (DEM), State Senator, 6th District (REP), State Senator, 6th District (IND), Judge of the Supreme Court, Position 3, US Representative, District 4 (DEM), US Representative, District 4 (REP), US Representative, District 4 (IND), Governor (DEM), Governor (REP), Governor (IND), State Representative, 11th District (DEM), State Representative, 11th District (REP), State Representative, 11th District (IND), County Commissioner, Position 1 (DEM), County Commissioner, Position 1 (REP), County Commissioner, Position 1 (IND), Commissioner of the Bureau of Labor and Industries, Judge of the Circuit Court, 23rd District, Position 3, 22-171 Linn Law Enforcement Levy, 22-172 City of Albany Fuel Tax, 2-113 Corvallis School District, 22-170 Harrisburg School

District, All Boxes
Final and Official

Total Ballots Cast: 28539 Registered Voters: 84445 Overall Turnout: 33.80%

2-113 Corvallis School District (Vote for 1)

Precinct	Ballots Cast	Reg. Voters	Total Votes	Yes		No		Over Votes	Under Votes
Precinct 044	446	1024	425	238	56.00%	187	44.00%	0	21
Precinct 047	2	3	2	0	0.00%	2	100.00%	0	0
Total	448	3	427	238	55.74%	189	44.26%	0	21

I hereby certify this copy to be a true, full and correct copy of the original now on record in my office.
STEVE DRUCKENMILLER


County Clerk
JUNE 1, 2018
Deputy

2-119 Philomath School District Philomath School 17J

(VOTE FOR) 1

	OV		UV	
	VO		NO	
Y	ET		DT	
e	N	RE	EE	EE
s	o	S	RS	RS

0152 152	14	1	0	0
CANDIDATE TOTALS	14	1		
CANDIDATE PERCENT	93.33	6.66		

=====

