

NUMBERED KEY CANVASS

NonPartisan
 OREGON PRIMARY ELECTION
 May 15, 2018

FINAL CERTIFIED RETURNS

RUN DATE:05/31/18 10:58 AM
 (NonPartisan)

			VOTES	PERCENT			VOTES	PERCENT
Commissioner of the Bureau of Labor and Industries								
Statewide Nonpartisan								
(VOTE FOR) 1								
01 = Lou Ogden			5,553	29.54	04 = WRITE-IN		73	.39
02 = Val Hoyle			11,613	61.77	05 = OVER VOTES		2	
03 = Jack Howard			1,560	8.30	06 = UNDER VOTES		6,260	

							01	02	03	04	05	06
0001	01	- Corvallis ONE	367	960	96	1	0	539				
0002	02	- Corvallis TWO	120	477	46	4	0	199				
0003	03	- Corvallis THREE	297	915	90	3	0	442				
0004	04	- Corvallis FOUR	95	335	25	2	0	155				
0005	05	- Corvallis FIVE	88	483	33	5	0	178				
0006	06	- Corvallis SIX	252	846	89	5	0	345				
0007	07	- Corvallis SEVEN	326	1351	74	9	0	578				
0008	08	- Corvallis EIGHT	480	1204	116	4	2	743				
0009	09	- Corvallis NINE	346	706	92	6	0	400				
0010	10	- Philomath	335	466	106	6	0	365				
0012	12	- Adair Village	61	67	17	1	0	46				
0013	13	- Monroe	29	47	15	0	0	13				
0014	14	- Alsea School	73	84	27	3	0	34				
0015	15	- Northwest	362	533	127	7	0	333				
0016	16	- Corvallis Rural	360	785	93	3	0	458				
0017	17	- North 509J	174	414	41	0	0	202				
0018	18	- Albany Rural	291	208	51	1	0	122				
0019	19	- South 509J	160	263	51	3	0	143				
0020	20	- Monroe Rural	242	248	66	2	0	92				
0021	21	- Philomath Rural	49	81	11	0	0	58				
0022	22	- Adair Rural	62	90	17	1	0	62				
0023	23	- Highway 20	69	127	41	1	0	63				
0024	24	- N Albany N	517	519	123	4	0	395				
0025	25	- N Albany S	398	404	113	2	0	295				

=====

(NonPartisan)

Judge of the Supreme Court, Position 3
 Statewide Nonpartisan

(VOTE FOR) 1

01 = Van Pounds

02 = Meagan A Flynn

03 = WRITE-IN

VOTES PERCENT

3,598 19.11

15,167 80.57

59 .31

04 = OVER VOTES

05 = UNDER VOTES

VOTES PERCENT

16

6,221

	01	02	03	04	05
0001 01 - Corvallis ONE	213	1225	3	2	520
0002 02 - Corvallis TWO	98	561	2	0	185
0003 03 - Corvallis THREE	212	1087	5	2	441
0004 04 - Corvallis FOUR	71	400	1	0	140
0005 05 - Corvallis FIVE	54	546	3	1	183
0006 06 - Corvallis SIX	165	1000	2	0	370
0007 07 - Corvallis SEVEN	162	1619	5	2	550
0008 08 - Corvallis EIGHT	252	1643	5	3	646
0009 09 - Corvallis NINE	221	932	6	1	390
0010 10 - Philomath	215	710	3	3	347
0012 12 - Adair Village	49	101	0	0	42
0013 13 - Monroe	31	60	0	0	13
0014 14 - Alsea School	73	99	2	0	47
0015 15 - Northwest	289	701	1	1	370
0016 16 - Corvallis Rural	210	1055	3	0	431
0017 17 - North 509J	109	519	0	0	203
0018 18 - Albany Rural	176	368	2	1	126
0019 19 - South 509J	122	339	2	0	157
0020 20 - Monroe Rural	178	333	2	0	137
0021 21 - Philomath Rural	34	109	1	0	55
0022 22 - Adair Rural	36	133	1	0	62
0023 23 - Highway 20	49	182	1	0	69
0024 24 - N Albany N	344	799	5	0	410
0025 25 - N Albany S	235	646	4	0	327

=====

(NonPartisan)

Judge of the Supreme Court, Position 2
 Statewide Nonpartisan

(VOTE FOR) 1

01 = Rebecca Duncan

02 = WRITE-IN

VOTES PERCENT

15,530 98.97

162 1.03

03 = OVER VOTES

04 = UNDER VOTES

VOTES PERCENT

0

9,369

	01	02	03	04
0001 01 - Corvallis ONE	1237	7	0	719
0002 02 - Corvallis TWO	564	7	0	275
0003 03 - Corvallis THREE	1102	14	0	631
0004 04 - Corvallis FOUR	398	5	0	209
0005 05 - Corvallis FIVE	516	5	0	266
0006 06 - Corvallis SIX	993	13	0	531
0007 07 - Corvallis SEVEN	1560	15	0	763
0008 08 - Corvallis EIGHT	1637	9	0	903
0009 09 - Corvallis NINE	981	14	0	555
0010 10 - Philomath	760	8	0	510
0012 12 - Adair Village	117	1	0	74
0013 13 - Monroe	72	0	0	32
0014 14 - Alsea School	119	6	0	96
0015 15 - Northwest	739	11	0	612
0016 16 - Corvallis Rural	1039	7	0	653
0017 17 - North 509J	512	6	0	313
0018 18 - Albany Rural	412	6	0	255
0019 19 - South 509J	349	4	0	267
0020 20 - Monroe Rural	341	6	0	303
0021 21 - Philomath Rural	120	1	0	78
0022 22 - Adair Rural	133	1	0	98
0023 23 - Highway 20	185	1	0	115
0024 24 - N Albany N	911	10	0	637
0025 25 - N Albany S	733	5	0	474

=====

(NonPartisan)

Judge of the Court of Appeals, Position 10

Statewide Nonpartisan

(VOTE FOR) 1

01 = Rex Armstrong

02 = Kyle L Krohn

03 = WRITE-IN

VOTES PERCENT

11,808 66.30

5,934 33.32

68 .38

04 = OVER VOTES

05 = UNDER VOTES

VOTES PERCENT

8

7,243

	01	02	03	04	05
0001 01 - Corvallis ONE	952	411	4	1	595
0002 02 - Corvallis TWO	387	245	2	1	211
0003 03 - Corvallis THREE	774	434	6	0	533
0004 04 - Corvallis FOUR	275	157	1	0	179
0005 05 - Corvallis FIVE	374	184	3	0	226
0006 06 - Corvallis SIX	738	354	4	0	441
0007 07 - Corvallis SEVEN	1192	470	6	3	667
0008 08 - Corvallis EIGHT	1251	502	4	2	790
0009 09 - Corvallis NINE	732	361	8	0	449
0010 10 - Philomath	568	313	3	0	394
0012 12 - Adair Village	95	47	1	0	49
0013 13 - Monroe	46	45	0	0	13
0014 14 - Alsea School	86	86	1	0	48
0015 15 - Northwest	589	340	1	0	432
0016 16 - Corvallis Rural	809	383	3	0	504
0017 17 - North 509J	439	167	1	0	224
0018 18 - Albany Rural	349	181	1	0	142
0019 19 - South 509J	286	146	5	0	183
0020 20 - Monroe Rural	306	195	1	0	148
0021 21 - Philomath Rural	89	50	0	0	60
0022 22 - Adair Rural	99	63	1	1	68
0023 23 - Highway 20	146	74	1	0	80
0024 24 - N Albany N	685	414	7	0	452
0025 25 - N Albany S	541	312	4	0	355

=====

(NonPartisan)

Judge of the Court of Appeals, Position 6
 Statewide Nonpartisan

(VOTE FOR) 1

01 = James (Jim) C Egan

02 = WRITE-IN

VOTES PERCENT

15,030 98.91

165 1.09

03 = OVER VOTES

04 = UNDER VOTES

VOTES PERCENT

6

9,860

	01	02	03	04
0001 01 - Corvallis ONE	1202	12	0	749
0002 02 - Corvallis TWO	519	11	2	314
0003 03 - Corvallis THREE	1017	14	0	716
0004 04 - Corvallis FOUR	379	5	0	228
0005 05 - Corvallis FIVE	487	6	0	294
0006 06 - Corvallis SIX	957	11	0	569
0007 07 - Corvallis SEVEN	1444	11	0	883
0008 08 - Corvallis EIGHT	1548	7	1	993
0009 09 - Corvallis NINE	942	15	1	592
0010 10 - Philomath	760	6	0	512
0012 12 - Adair Village	120	1	1	70
0013 13 - Monroe	72	0	0	32
0014 14 - Alsea School	124	3	0	94
0015 15 - Northwest	716	12	0	634
0016 16 - Corvallis Rural	992	8	0	699
0017 17 - North 509J	480	5	1	345
0018 18 - Albany Rural	448	5	0	220
0019 19 - South 509J	340	5	0	275
0020 20 - Monroe Rural	326	6	0	318
0021 21 - Philomath Rural	116	1	0	82
0022 22 - Adair Rural	121	1	0	110
0023 23 - Highway 20	182	2	0	117
0024 24 - N Albany N	964	10	0	584
0025 25 - N Albany S	774	8	0	430

=====

(NonPartisan)

Judge of the Court of Appeals, Position 9
 Statewide Nonpartisan

(VOTE FOR) 1

01 = Erika Hadlock

02 = WRITE-IN

VOTES PERCENT

14,190 98.92

155 1.08

03 = OVER VOTES

04 = UNDER VOTES

VOTES PERCENT

0

10,716

	01	02	03	04
0001 01 - Corvallis ONE	1154	5	0	804
0002 02 - Corvallis TWO	500	8	0	338
0003 03 - Corvallis THREE	963	19	0	765
0004 04 - Corvallis FOUR	368	4	0	240
0005 05 - Corvallis FIVE	477	5	0	305
0006 06 - Corvallis SIX	919	8	0	610
0007 07 - Corvallis SEVEN	1380	16	0	942
0008 08 - Corvallis EIGHT	1506	6	0	1037
0009 09 - Corvallis NINE	897	12	0	641
0010 10 - Philomath	712	9	0	557
0012 12 - Adair Village	107	2	0	83
0013 13 - Monroe	65	2	0	37
0014 14 - Alsea School	113	4	0	104
0015 15 - Northwest	679	9	0	674
0016 16 - Corvallis Rural	934	9	0	756
0017 17 - North 509J	454	5	0	372
0018 18 - Albany Rural	380	4	0	289
0019 19 - South 509J	321	3	0	296
0020 20 - Monroe Rural	314	5	0	331
0021 21 - Philomath Rural	117	1	0	81
0022 22 - Adair Rural	118	1	0	113
0023 23 - Highway 20	175	1	0	125
0024 24 - N Albany N	847	9	0	702
0025 25 - N Albany S	690	8	0	514

=====

(NonPartisan)		VOTES	PERCENT		VOTES	PERCENT
Hidden Valley SRD Commissioner, Position 1						
Hidden Valley Special Road District						
(VOTE FOR) 1						
01 = David Leer		15	46.88			
02 = Raymond Curanzy Jr		17	53.13	04 = OVER VOTES	0	
03 = WRITE-IN		0		05 = UNDER VOTES	6	

	01	02	03	04	05	

0015 15 - Northwest	15	17	0	0	6	
=====						

(NonPartisan)		VOTES	PERCENT		VOTES	PERCENT
Hidden Valley SRD Commissioner, Position 2						
Hidden Valley Special Road District						
(VOTE FOR) 1						
01 = Jeanette Fair		19	57.58			
02 = Dianna Fisher		14	42.42	04 = OVER VOTES	0	
03 = WRITE-IN		0		05 = UNDER VOTES	5	

	01	02	03	04	05	

0015 15 - Northwest	19	14	0	0	5	
=====						

(NonPartisan)		VOTES	PERCENT		VOTES	PERCENT
Hidden Valley SRD Commissioner, Position 3						
Hidden Valley Special Road District						
(VOTE FOR) 1						
01 = Walter Ackermann		28	87.50	03 = OVER VOTES	0	
02 = WRITE-IN		4	12.50	04 = UNDER VOTES	6	

	01	02	03	04		

0015 15 - Northwest	28	4	0	6		
=====						

(NonPartisan)

	VOTES	PERCENT		VOTES	PERCENT
22-170 Harrisburg School District 7 Bonds [For complete results, contact Linn County]					
Harrisburg School District 7					
(VOTE FOR) 1					
01 = Yes	4	44.44	03 = OVER VOTES	0	
02 = No	5	55.56	04 = UNDER VOTES	0	

	01	02	03	04	

0020 20 - Monroe Rural	4	5	0	0	

(NonPartisan)

	VOTES	PERCENT		VOTES	PERCENT
2-113 Corvallis School District 509J Bonds					
Corvallis School District 509J					
(VOTE FOR) 1					
01 = Yes	11,592	68.09	03 = OVER VOTES	3	
02 = No	5,432	31.91	04 = UNDER VOTES	783	

	01	02	03	04	

0001 01 - Corvallis ONE	1265	605	1	92	
0002 02 - Corvallis TWO	639	181	0	26	
0003 03 - Corvallis THREE	1260	431	1	55	
0004 04 - Corvallis FOUR	422	131	0	59	
0005 05 - Corvallis FIVE	583	157	0	47	
0006 06 - Corvallis SIX	1020	435	0	82	
0007 07 - Corvallis SEVEN	1656	602	0	80	
0008 08 - Corvallis EIGHT	1658	840	0	51	
0009 09 - Corvallis NINE	916	548	0	86	
0012 12 - Adair Village	115	70	0	7	
0016 16 - Corvallis Rural	990	605	1	103	
0017 17 - North 509J	496	297	0	38	
0018 18 - Albany Rural	2	8	0	1	
0019 19 - South 509J	321	274	0	25	
0022 22 - Adair Rural	101	122	0	4	
0023 23 - Highway 20	148	126	0	27	

(NonPartisan)

	VOTES	PERCENT		VOTES	PERCENT
22-172 City of Albany Fuel Tax [For complete results, contact Linn County]					
City of Albany					
(VOTE FOR) 1					
01 = Yes	951	35.51	03 = OVER VOTES	1	
02 = No	1,727	64.49	04 = UNDER VOTES	91	

	01	02	03	04	

0024 24 - N Albany N	522	958	1	77	
0025 25 - N Albany S	429	769	0	14	

(NonPartisan)

	VOTES	PERCENT		VOTES	PERCENT
2-114 City of Philomath Annex Main St Islands					
City of Philomath					
(VOTE FOR) 1					
01 = Yes	971	81.67	03 = OVER VOTES	0	
02 = No	218	18.33	04 = UNDER VOTES	89	

	01	02	03	04	

0010 10 - Philomath	971	218	0	89	

(NonPartisan)

	VOTES	PERCENT		VOTES	PERCENT
2-115 City of Philomath Annex Landmark Dr					
City of Philomath					
(VOTE FOR) 1					
01 = Yes	934	79.09	03 = OVER VOTES	1	
02 = No	247	20.91	04 = UNDER VOTES	96	

	01	02	03	04	

0010 10 - Philomath	934	247	1	96	

(NonPartisan)		VOTES	PERCENT		VOTES	PERCENT
2-116 City of Philomath Annex Main St						
City of Philomath						
(VOTE FOR) 1						
01 = Yes		952	81.37	03 = OVER VOTES		2
02 = No		218	18.63	04 = UNDER VOTES		106

	01	02	03	04		

0010 10 - Philomath	952	218	2	106		

(NonPartisan)		VOTES	PERCENT		VOTES	PERCENT
2-117 City of Philomath Annex N 7th St						
City of Philomath						
(VOTE FOR) 1						
01 = Yes		910	76.79	03 = OVER VOTES		0
02 = No		275	23.21	04 = UNDER VOTES		93

	01	02	03	04		

0010 10 - Philomath	910	275	0	93		

(NonPartisan)		VOTES	PERCENT		VOTES	PERCENT
2-118 City of Philomath Annex Cooper Ln						
City of Philomath						
(VOTE FOR) 1						
01 = Yes		946	80.51	03 = OVER VOTES		0
02 = No		229	19.49	04 = UNDER VOTES		103

	01	02	03	04		

0010 10 - Philomath	946	229	0	103		

(NonPartisan)

		VOTES	PERCENT			VOTES	PERCENT
2-119 Philomath School District 17J Levy							
Philomath School District 17J							
(VOTE FOR) 1							
01 = Yes		1,934	70.71	03 = OVER VOTES		0	
02 = No		801	29.29	04 = UNDER VOTES		98	

	01	02	03	04			

0010 10 - Philomath	911	329	0	38			
0015 15 - Northwest	877	422	0	57			
0021 21 - Philomath Rural	146	50	0	3			
=====							

(NonPartisan)

		VOTES	PERCENT			VOTES	PERCENT
2-112 Establish Hidden Valley Special Road District							
Hidden Valley Special Road District							
(VOTE FOR) 1							
01 = Yes		25	65.79	03 = OVER VOTES		0	
02 = No		13	34.21	04 = UNDER VOTES		0	

	01	02	03	04			

0015 15 - Northwest	25	13	0	0			
=====							

(Democrat)

US Representative, 4th District

US Congressional District 4

(VOTE FOR) 1

01 = Daniel R Arcangel

02 = Peter A DeFazio

03 = WRITE-IN

VOTES PERCENT

VOTES PERCENT

601 5.18
10,972 94.53
34 .29

04 = OVER VOTES
05 = UNDER VOTES

3
481

	01	02	03	04	05
0001 01 - Corvallis ONE	34	1032	3	0	61
0002 02 - Corvallis TWO	34	513	2	0	20
0003 03 - Corvallis THREE	42	964	2	1	35
0004 04 - Corvallis FOUR	31	360	2	0	16
0005 05 - Corvallis FIVE	24	520	1	0	21
0006 06 - Corvallis SIX	41	888	0	2	32
0007 07 - Corvallis SEVEN	61	1452	1	0	53
0008 08 - Corvallis EIGHT	55	1323	2	0	77
0009 09 - Corvallis NINE	53	766	3	0	45
0010 10 - Philomath	32	534	2	0	25
0013 13 - Monroe	6	41	0	0	0
0014 14 - Alsea School	6	69	1	0	3
0015 15 - Northwest	45	535	4	0	21
0016 16 - Corvallis Rural	53	835	4	0	36
0017 17 - North 509J	13	428	0	0	22
0019 19 - South 509J	19	293	2	0	7
0020 20 - Monroe Rural	30	219	4	0	1
0021 21 - Philomath Rural	9	81	0	0	3
0023 23 - Highway 20	13	119	1	0	3

=====

(Democrat)

US Representative, 5th District

US Congressional District 5

(VOTE FOR) 1

01 = Peter Wright

02 = Kurt Schrader

03 = WRITE-IN

VOTES PERCENT

VOTES PERCENT

191 14.69

1,100 84.62

9 .69

04 = OVER VOTES

05 = UNDER VOTES

0

176

	01	02	03	04	05
0012 12 - Adair Village	15	45	0	0	6
0018 18 - Albany Rural	41	182	4	0	23
0022 22 - Adair Rural	9	84	1	0	13
0024 24 - N Albany N	60	445	4	0	68
0025 25 - N Albany S	66	344	0	0	66

=====

(Democrat)

Governor Statewide Partisan
(VOTE FOR) 1

01 = Ed Jones
02 = Kate Brown
03 = Candace Neville

VOTES PERCENT

623 4.83 04 = WRITE-IN
11,437 88.69 05 = OVER VOTES
722 5.60 06 = UNDER VOTES

VOTES PERCENT

113 .88
1
623

	01	02	03	04	05	06
0001 01 - Corvallis ONE	24	993	47	5	0	57
0002 02 - Corvallis TWO	19	485	37	3	0	20
0003 03 - Corvallis THREE	27	907	48	14	0	46
0004 04 - Corvallis FOUR	7	351	26	2	0	20
0005 05 - Corvallis FIVE	8	510	16	1	0	30
0006 06 - Corvallis SIX	34	840	43	3	0	38
0007 07 - Corvallis SEVEN	30	1426	49	3	0	54
0008 08 - Corvallis EIGHT	39	1284	46	6	0	79
0009 09 - Corvallis NINE	46	715	42	8	1	51
0010 10 - Philomath	35	461	45	10	0	41
0012 12 - Adair Village	5	55	5	0	0	1
0013 13 - Monroe	9	27	6	3	0	2
0014 14 - Alsea School	13	54	7	2	0	3
0015 15 - Northwest	55	462	50	6	0	31
0016 16 - Corvallis Rural	40	783	58	3	0	39
0017 17 - North 509J	13	399	22	4	0	22
0018 18 - Albany Rural	30	185	19	7	0	8
0019 19 - South 509J	29	264	12	2	0	13
0020 20 - Monroe Rural	31	184	28	6	0	5
0021 21 - Philomath Rural	6	72	8	4	0	3
0022 22 - Adair Rural	6	82	7	4	0	5
0023 23 - Highway 20	11	112	8	2	0	3
0024 24 - N Albany N	61	445	40	9	0	21
0025 25 - N Albany S	45	341	53	6	0	31

=====

(Democrat)

State Senator, 8th District Senate District 08
 (VOTE FOR) 1

01 = Sara A Gelser
 02 = WRITE-IN

VOTES PERCENT

10,094 99.37
 64 .63

03 = OVER VOTES
 04 = UNDER VOTES

VOTES PERCENT

1
 1,426

	01	02	03	04

0001 01 - Corvallis ONE	999	3	0	124
0002 02 - Corvallis TWO	489	5	0	70
0003 03 - Corvallis THREE	904	3	0	135
0004 04 - Corvallis FOUR	351	4	0	51
0005 05 - Corvallis FIVE	488	3	0	74
0006 06 - Corvallis SIX	869	3	0	86
0007 07 - Corvallis SEVEN	1412	5	1	144
0008 08 - Corvallis EIGHT	1298	4	0	152
0009 09 - Corvallis NINE	751	3	0	109
0010 10 - Philomath	498	4	0	90
0016 16 - Corvallis Rural	806	5	0	112
0018 18 - Albany Rural	192	7	0	50
0021 21 - Philomath Rural	73	2	0	18
0023 23 - Highway 20	116	1	0	19
0024 24 - N Albany N	467	9	0	100
0025 25 - N Albany S	381	3	0	92

=====

(Democrat)

				VOTES	PERCENT			VOTES	PERCENT
State Representative, 15th District House District 15									
(VOTE FOR) 1									
01 = Jerred Taylor				1,018	98.93	03 = OVER VOTES		0	
02 = WRITE-IN				11	1.07	04 = UNDER VOTES		408	

	01	02	03	04					

0018 18 - Albany Rural	166	5	0	78					
0023 23 - Highway 20	97	1	0	38					
0024 24 - N Albany N	427	3	0	146					
0025 25 - N Albany S	328	2	0	146					

(Democrat)

				VOTES	PERCENT			VOTES	PERCENT
State Representative, 16th District House District 16									
(VOTE FOR) 1									
01 = Dan Rayfield				8,284	99.52	03 = OVER VOTES		1	
02 = WRITE-IN				40	.48	04 = UNDER VOTES		1,823	

	01	02	03	04					

0001 01 - Corvallis ONE	933	3	1	189					
0002 02 - Corvallis TWO	451	4	0	109					
0003 03 - Corvallis THREE	817	5	0	220					
0004 04 - Corvallis FOUR	332	6	0	68					
0005 05 - Corvallis FIVE	454	3	0	108					
0006 06 - Corvallis SIX	804	4	0	150					
0007 07 - Corvallis SEVEN	1331	3	0	228					
0008 08 - Corvallis EIGHT	1197	2	0	255					
0009 09 - Corvallis NINE	707	3	0	153					
0010 10 - Philomath	454	3	0	135					
0016 16 - Corvallis Rural	728	3	0	192					
0021 21 - Philomath Rural	76	1	0	16					

(Democrat)

		VOTES	PERCENT			VOTES	PERCENT
State Representative, 23rd District House District 23							
(VOTE FOR) 1							
01 = Danny Jaffer		1,320	98.88	03 = OVER VOTES		0	
02 = WRITE-IN		15	1.12	04 = UNDER VOTES		599	

	01	02	03	04			

0012 12 - Adair Village	48	0	0	18			
0013 13 - Monroe	30	0	0	17			
0014 14 - Alsea School	67	1	0	11			
0015 15 - Northwest	371	5	0	228			
0017 17 - North 509J	308	3	0	149			
0019 19 - South 509J	228	3	0	89			
0020 20 - Monroe Rural	192	2	0	60			
0022 22 - Adair Rural	76	1	0	27			

=====

(Democrat)

		VOTES					PERCENT					VOTES		PERCENT		
County Commissioner, Position 1 Benton County (VOTE FOR) 1																
01 = Mark Page		371					3.15									
02 = Vincent Adams		2,609					22.12						06 = Christine Kramer	532		4.51
03 = Nancy V Wyse		2,884					24.45						07 = WRITE-IN	25		.21
04 = Pat Malone		4,863					41.23						08 = OVER VOTES	30		
05 = Joel Hirsch		511					4.33						09 = UNDER VOTES	1,694		

		01	02	03	04	05	06	07	08	09						

0001	01 - Corvallis ONE	31	225	264	388	35	34	3	2	144						
0002	02 - Corvallis TWO	13	127	134	179	24	21	2	0	64						
0003	03 - Corvallis THREE	19	340	223	273	44	33	0	0	110						
0004	04 - Corvallis FOUR	19	90	106	120	17	11	1	0	42						
0005	05 - Corvallis FIVE	20	115	121	203	23	9	2	1	71						
0006	06 - Corvallis SIX	21	176	250	353	52	29	1	3	73						
0007	07 - Corvallis SEVEN	25	303	338	622	60	54	0	3	157						
0008	08 - Corvallis EIGHT	58	301	295	481	59	39	0	10	211						
0009	09 - Corvallis NINE	30	178	179	249	39	48	3	3	134						
0010	10 - Philomath	17	90	138	198	28	26	3	2	90						
0012	12 - Adair Village	2	10	15	24	3	4	0	0	8						
0013	13 - Monroe	1	6	10	18	4	1	1	0	6						
0014	14 - Alsea School	4	15	8	34	1	6	0	0	11						
0015	15 - Northwest	14	59	76	366	9	16	1	0	63						
0016	16 - Corvallis Rural	20	210	164	359	26	33	2	2	107						
0017	17 - North 509J	5	74	116	178	16	17	0	0	54						
0018	18 - Albany Rural	13	23	48	88	11	27	0	1	38						
0019	19 - South 509J	4	47	55	164	7	10	0	0	33						
0020	20 - Monroe Rural	11	30	41	129	3	11	0	1	28						
0021	21 - Philomath Rural	2	9	15	46	2	9	0	0	10						
0022	22 - Adair Rural	2	18	20	43	2	6	2	0	11						
0023	23 - Highway 20	4	22	26	49	5	14	1	1	14						
0024	24 - N Albany N	20	79	146	152	21	41	2	1	114						
0025	25 - N Albany S	16	62	96	147	20	33	1	0	101						
=====																

(Independent Party)

US Representative, 4th District
 US Congressional District 4
 (VOTE FOR) 1
 01 = No Candidate Filed
 02 = WRITE-IN

VOTES PERCENT
 0
 182 100.00

03 = OVER VOTES
 04 = UNDER VOTES

VOTES PERCENT
 0
 421

	01	02	03	04
0001 01 - Corvallis ONE	0	10	0	44
0002 02 - Corvallis TWO	0	4	0	16
0003 03 - Corvallis THREE	0	16	0	45
0004 04 - Corvallis FOUR	0	7	0	9
0005 05 - Corvallis FIVE	0	4	0	14
0006 06 - Corvallis SIX	0	15	0	36
0007 07 - Corvallis SEVEN	0	13	0	32
0008 08 - Corvallis EIGHT	0	20	0	57
0009 09 - Corvallis NINE	0	11	0	31
0010 10 - Philomath	0	14	0	45
0013 13 - Monroe	0	1	0	4
0014 14 - Alsea School	0	5	0	4
0015 15 - Northwest	0	19	0	20
0016 16 - Corvallis Rural	0	20	0	31
0017 17 - North 509J	0	8	0	8
0019 19 - South 509J	0	4	0	10
0020 20 - Monroe Rural	0	10	0	9
0021 21 - Philomath Rural	0	0	0	3
0023 23 - Highway 20	0	1	0	3

=====

(Independent Party)

US Representative, 5th District

US Congressional District 5

(VOTE FOR) 1

01 = No Candidate Filed

02 = WRITE-IN

VOTES PERCENT

VOTES PERCENT

0

03 = OVER VOTES

0

27 100.00

04 = UNDER VOTES

89

01 02 03 04

0012 12 - Adair Village

0 2 0 1

0018 18 - Albany Rural

0 6 0 12

0022 22 - Adair Rural

0 2 0 8

0024 24 - N Albany N

0 10 0 39

0025 25 - N Albany S

0 7 0 29

=====

(Independent Party)

		VOTES		PERCENT				VOTES		PERCENT	
Governor Statewide Partisan											
(VOTE FOR) 1											
01 = Dan (Mr P) Pistorresi		42	9.40	04 = WRITE-IN		241	53.91				
02 = Skye J Allen		43	9.62	05 = OVER VOTES		0					
03 = Patrick Starnes		121	27.07	06 = UNDER VOTES		272					

		01	02	03	04	05	06				

0001	01 - Corvallis ONE	3	5	7	18	0	21				
0002	02 - Corvallis TWO	0	2	5	4	0	9				
0003	03 - Corvallis THREE	2	2	10	22	0	25				
0004	04 - Corvallis FOUR	0	2	5	5	0	4				
0005	05 - Corvallis FIVE	2	1	4	4	0	7				
0006	06 - Corvallis SIX	5	2	10	18	0	16				
0007	07 - Corvallis SEVEN	3	5	7	10	0	20				
0008	08 - Corvallis EIGHT	6	4	10	24	0	33				
0009	09 - Corvallis NINE	3	3	6	8	0	22				
0010	10 - Philomath	5	7	11	13	0	23				
0012	12 - Adair Village	0	1	0	1	0	1				
0013	13 - Monroe	0	0	3	2	0	0				
0014	14 - Alsea School	0	1	3	5	0	0				
0015	15 - Northwest	3	2	7	15	0	12				
0016	16 - Corvallis Rural	3	2	9	18	0	19				
0017	17 - North 509J	0	0	2	7	0	7				
0018	18 - Albany Rural	1	1	1	12	0	3				
0019	19 - South 509J	0	1	4	6	0	3				
0020	20 - Monroe Rural	0	0	2	13	0	4				
0021	21 - Philomath Rural	0	0	1	0	0	2				
0022	22 - Adair Rural	0	0	2	2	0	6				
0023	23 - Highway 20	1	0	0	2	0	1				
0024	24 - N Albany N	2	1	7	15	0	24				
0025	25 - N Albany S	3	1	5	17	0	10				

=====

(Independent Party)

State Senator, 8th District Senate District 08
 (VOTE FOR) 1

01 = No Candidate Filed
 02 = WRITE-IN

VOTES PERCENT
 0
 123 100.00

03 = OVER VOTES
 04 = UNDER VOTES

VOTES PERCENT
 0
 481

	01	02	03	04

0001 01 - Corvallis ONE	0	7	0	47
0002 02 - Corvallis TWO	0	4	0	16
0003 03 - Corvallis THREE	0	13	0	48
0004 04 - Corvallis FOUR	0	6	0	10
0005 05 - Corvallis FIVE	0	5	0	13
0006 06 - Corvallis SIX	0	8	0	43
0007 07 - Corvallis SEVEN	0	10	0	35
0008 08 - Corvallis EIGHT	0	16	0	61
0009 09 - Corvallis NINE	0	10	0	32
0010 10 - Philomath	0	12	0	47
0016 16 - Corvallis Rural	0	13	0	38
0018 18 - Albany Rural	0	3	0	15
0021 21 - Philomath Rural	0	0	0	3
0023 23 - Highway 20	0	1	0	3
0024 24 - N Albany N	0	8	0	41
0025 25 - N Albany S	0	7	0	29

=====

(Independent Party)

	VOTES	PERCENT		VOTES	PERCENT
State Representative, 15th District House District 15					
(VOTE FOR) 1					
01 = Cynthia K Hyatt	41	71.93	03 = OVER VOTES	0	
02 = WRITE-IN	16	28.07	04 = UNDER VOTES	50	

	01	02	03	04	

0018 18 - Albany Rural	8	3	0	7	
0023 23 - Highway 20	4	0	0	0	
0024 24 - N Albany N	15	7	0	27	
0025 25 - N Albany S	14	6	0	16	

(Independent Party)

	VOTES	PERCENT		VOTES	PERCENT
State Representative, 16th District House District 16					
(VOTE FOR) 1					
01 = No Candidate Filed	0		03 = OVER VOTES	0	
02 = WRITE-IN	85	100.00	04 = UNDER VOTES	412	

	01	02	03	04	

0001 01 - Corvallis ONE	0	9	0	45	
0002 02 - Corvallis TWO	0	4	0	16	
0003 03 - Corvallis THREE	0	11	0	50	
0004 04 - Corvallis FOUR	0	6	0	10	
0005 05 - Corvallis FIVE	0	2	0	16	
0006 06 - Corvallis SIX	0	8	0	43	
0007 07 - Corvallis SEVEN	0	6	0	39	
0008 08 - Corvallis EIGHT	0	12	0	65	
0009 09 - Corvallis NINE	0	6	0	36	
0010 10 - Philomath	0	8	0	51	
0016 16 - Corvallis Rural	0	13	0	38	
0021 21 - Philomath Rural	0	0	0	3	

(Independent Party)

		VOTES	PERCENT			VOTES	PERCENT
State Representative, 23rd District House District 23							
(VOTE FOR) 1							
01 = No Candidate Filed		0		03 = OVER VOTES		0	
02 = WRITE-IN		49	100.00	04 = UNDER VOTES		66	

	01	02	03	04			

0012 12 - Adair Village	0	2	0	1			
0013 13 - Monroe	0	2	0	3			
0014 14 - Alsea School	0	5	0	4			
0015 15 - Northwest	0	17	0	22			
0017 17 - North 509J	0	7	0	9			
0019 19 - South 509J	0	3	0	11			
0020 20 - Monroe Rural	0	11	0	8			
0022 22 - Adair Rural	0	2	0	8			
=====							

(Independent Party)

	VOTES	PERCENT		VOTES	PERCENT
County Commissioner, Position 1 Benton County					
(VOTE FOR) 1					
01 = No Candidate Filed	0		03 = OVER VOTES	0	
02 = WRITE-IN	169	100.00	04 = UNDER VOTES	550	

	01	02	03	04
0001 01 - Corvallis ONE	0	10	0	44
0002 02 - Corvallis TWO	0	3	0	17
0003 03 - Corvallis THREE	0	15	0	46
0004 04 - Corvallis FOUR	0	4	0	12
0005 05 - Corvallis FIVE	0	3	0	15
0006 06 - Corvallis SIX	0	14	0	37
0007 07 - Corvallis SEVEN	0	11	0	34
0008 08 - Corvallis EIGHT	0	17	0	60
0009 09 - Corvallis NINE	0	8	0	34
0010 10 - Philomath	0	9	0	50
0012 12 - Adair Village	0	2	0	1
0013 13 - Monroe	0	1	0	4
0014 14 - Alsea School	0	5	0	4
0015 15 - Northwest	0	13	0	26
0016 16 - Corvallis Rural	0	18	0	33
0017 17 - North 509J	0	8	0	8
0018 18 - Albany Rural	0	5	0	13
0019 19 - South 509J	0	1	0	13
0020 20 - Monroe Rural	0	5	0	14
0021 21 - Philomath Rural	0	0	0	3
0022 22 - Adair Rural	0	3	0	7
0023 23 - Highway 20	0	1	0	3
0024 24 - N Albany N	0	5	0	44
0025 25 - N Albany S	0	8	0	28

=====

(Republican)

US Representative, 4th District
 US Congressional District 4
 (VOTE FOR) 1
 01 = Michael Polen
 02 = Jo Rae Perkins
 03 = Court Boice
 04 = Stefan G Streck

VOTES PERCENT
 225 5.57 05 = Arthur B Robinson
 1,085 26.86 06 = WRITE-IN
 671 16.61 07 = OVER VOTES
 137 3.39 08 = UNDER VOTES

VOTES PERCENT
 1,884 46.63
 38 .94
 1
 838

	01	02	03	04	05	06	07	08
0001 01 - Corvallis ONE	9	124	57	6	148	2	0	104
0002 02 - Corvallis TWO	7	16	17	4	33	3	0	16
0003 03 - Corvallis THREE	13	63	42	8	113	3	0	37
0004 04 - Corvallis FOUR	7	17	11	2	16	0	0	22
0005 05 - Corvallis FIVE	1	16	11	5	22	3	0	13
0006 06 - Corvallis SIX	24	62	24	15	78	2	0	44
0007 07 - Corvallis SEVEN	10	63	48	9	117	4	1	80
0008 08 - Corvallis EIGHT	29	126	70	7	159	6	0	120
0009 09 - Corvallis NINE	20	89	55	10	159	0	0	61
0010 10 - Philomath	16	76	46	9	172	5	0	58
0013 13 - Monroe	5	8	8	1	20	0	0	2
0014 14 - Alsea School	6	14	16	4	49	2	0	7
0015 15 - Northwest	21	98	60	18	222	3	0	69
0016 16 - Corvallis Rural	16	107	66	13	178	0	0	105
0017 17 - North 509J	5	57	29	7	90	1	0	32
0019 19 - South 509J	16	52	29	7	69	2	0	29
0020 20 - Monroe Rural	14	54	65	8	157	1	0	15
0021 21 - Philomath Rural	3	16	6	1	31	1	0	9
0023 23 - Highway 20	3	27	11	3	51	0	0	15

=====

(Republican)

US Representative, 5th District

US Congressional District 5

(VOTE FOR) 1

01 = Robert L Reynolds

02 = Mark Callahan

03 = Joey Nations

VOTES PERCENT

205 15.61

870 66.26

236 17.97

04 = WRITE-IN

05 = OVER VOTES

06 = UNDER VOTES

VOTES PERCENT

2 .15

0

422

	01	02	03	04	05	06
0012 12 - Adair Village	10	44	14	0	0	19
0018 18 - Albany Rural	38	209	40	1	0	66
0022 22 - Adair Rural	10	40	10	0	0	23
0024 24 - N Albany N	77	332	95	0	0	172
0025 25 - N Albany S	70	245	77	1	0	142

=====

(Republican)

Governor Statewide Partisan
(VOTE FOR) 1

01 = Knute Buehler
02 = Keenan W Bohach
03 = Greg C Wooldridge
04 = Jonathan I Edwards III
05 = David W Stauffer
06 = Jeff Smith
07 = Jack W Tacy

VOTES PERCENT

3,114 50.67
18 .29
1,199 19.51
13 .21
66 1.07
126 2.05
12 .20

08 = Brett Hyland
09 = Bruce Cuff
10 = Sam Carpenter
11 = WRITE-IN
12 = OVER VOTES
13 = UNDER VOTES

VOTES PERCENT

10 .16
114 1.85
1,432 23.30
42 .68
7
457

	01	02	03	04	05	06	07	08	09	10	11	12	13
0001 01 - Corvallis ONE	264	3	71	0	3	9	0	3	5	48	3	0	41
0002 02 - Corvallis TWO	35	1	15	0	2	4	0	0	3	22	1	0	12
0003 03 - Corvallis THREE	130	0	51	0	1	7	0	0	5	57	6	0	22
0004 04 - Corvallis FOUR	38	0	10	1	2	1	0	0	1	12	1	0	9
0005 05 - Corvallis FIVE	28	0	12	0	2	6	1	0	2	12	0	0	8
0006 06 - Corvallis SIX	118	1	37	0	5	7	0	0	4	55	2	0	20
0007 07 - Corvallis SEVEN	176	0	52	1	5	6	0	0	8	34	4	0	43
0008 08 - Corvallis EIGHT	285	2	67	2	10	15	0	1	1	61	4	1	68
0009 09 - Corvallis NINE	168	2	93	1	4	11	1	1	11	74	2	0	26
0010 10 - Philomath	158	1	72	1	3	6	0	1	8	98	5	2	27
0012 12 - Adair Village	29	0	30	1	0	1	1	0	2	9	2	1	11
0013 13 - Monroe	16	0	7	0	0	0	1	0	0	20	0	0	0
0014 14 - Alsea School	29	0	29	0	0	3	0	0	2	31	1	0	3
0015 15 - Northwest	202	0	91	0	5	9	1	2	15	144	3	1	18
0016 16 - Corvallis Rural	241	2	90	1	7	9	4	1	1	88	1	0	40
0017 17 - North 509J	100	1	52	1	3	3	1	0	6	41	0	0	13
0018 18 - Albany Rural	160	0	71	0	0	3	0	0	6	104	1	1	8
0019 19 - South 509J	97	1	37	1	0	3	0	0	6	44	3	0	12
0020 20 - Monroe Rural	120	1	61	0	1	5	0	0	4	120	0	0	2
0021 21 - Philomath Rural	27	0	14	1	0	0	0	0	3	20	0	0	2
0022 22 - Adair Rural	42	0	8	0	0	5	0	0	0	24	0	0	4
0023 23 - Highway 20	51	0	9	0	3	1	0	1	2	34	0	0	9
0024 24 - N Albany N	333	2	123	2	4	6	1	0	11	162	2	0	30
0025 25 - N Albany S	267	1	97	0	6	6	1	0	8	118	1	1	29

=====

(Republican)

State Senator, 8th District Senate District 08
 (VOTE FOR) 1

01 = Erik S Parks
 02 = WRITE-IN

VOTES PERCENT

2,754 97.62
 67 2.38

03 = OVER VOTES
 04 = UNDER VOTES

VOTES PERCENT

0
 2,247

	01	02	03	04
0001 01 - Corvallis ONE	250	5	0	195
0002 02 - Corvallis TWO	50	5	0	40
0003 03 - Corvallis THREE	155	7	0	117
0004 04 - Corvallis FOUR	38	0	0	37
0005 05 - Corvallis FIVE	30	5	0	36
0006 06 - Corvallis SIX	137	4	0	108
0007 07 - Corvallis SEVEN	162	6	0	161
0008 08 - Corvallis EIGHT	255	5	0	257
0009 09 - Corvallis NINE	230	7	0	157
0010 10 - Philomath	224	3	0	155
0016 16 - Corvallis Rural	258	5	0	222
0018 18 - Albany Rural	215	5	0	134
0021 21 - Philomath Rural	38	0	0	29
0023 23 - Highway 20	58	0	0	52
0024 24 - N Albany N	366	4	0	306
0025 25 - N Albany S	288	6	0	241

=====

(Republican)

		VOTES	PERCENT			VOTES	PERCENT
State Representative, 15th District House District 15							
(VOTE FOR) 1							
01 = Shelly Boshart Davis		1,310	99.54	03 = OVER VOTES		0	
02 = WRITE-IN		6	.46	04 = UNDER VOTES		359	

	01	02	03	04			

0018 18 - Albany Rural	296	4	0	54			
0023 23 - Highway 20	84	0	0	26			
0024 24 - N Albany N	530	2	0	144			
0025 25 - N Albany S	400	0	0	135			

(Republican)

		VOTES	PERCENT			VOTES	PERCENT
State Representative, 16th District House District 16							
(VOTE FOR) 1							
01 = No Candidate Filed		0		03 = OVER VOTES		0	
02 = WRITE-IN		134	100.00	04 = UNDER VOTES		3,259	

	01	02	03	04			

0001 01 - Corvallis ONE	0	13	0	437			
0002 02 - Corvallis TWO	0	5	0	90			
0003 03 - Corvallis THREE	0	13	0	266			
0004 04 - Corvallis FOUR	0	2	0	73			
0005 05 - Corvallis FIVE	0	5	0	66			
0006 06 - Corvallis SIX	0	10	0	239			
0007 07 - Corvallis SEVEN	0	11	0	318			
0008 08 - Corvallis EIGHT	0	14	0	503			
0009 09 - Corvallis NINE	0	23	0	371			
0010 10 - Philomath	0	19	0	363			
0016 16 - Corvallis Rural	0	17	0	468			
0021 21 - Philomath Rural	0	2	0	65			

(Republican)

		VOTES	PERCENT			VOTES	PERCENT
State Representative, 23rd District House District 23							
(VOTE FOR) 1							
01 = Kris Morse Bledsoe		318	23.71				
02 = Mike Nearman		1,018	75.91	04 = OVER VOTES		0	
03 = WRITE-IN		5	.37	05 = UNDER VOTES		201	

	01	02	03	04	05		

0012 12 - Adair Village	13	60	1	0	13		
0013 13 - Monroe	11	29	1	0	3		
0014 14 - Alsea School	19	67	1	0	11		
0015 15 - Northwest	98	321	1	0	71		
0017 17 - North 509J	47	144	0	0	30		
0019 19 - South 509J	44	133	0	0	27		
0020 20 - Monroe Rural	68	215	1	0	30		
0022 22 - Adair Rural	18	49	0	0	16		
=====							

(Republican)

County Commissioner, Position 1 Benton County
(VOTE FOR) 1

01 = No Candidate Filed
02 = WRITE-IN

VOTES PERCENT
0
569 100.00

03 = OVER VOTES
04 = UNDER VOTES

VOTES PERCENT
0
6,041


	01	02	03	04
0001 01 - Corvallis ONE	0	44	0	406
0002 02 - Corvallis TWO	0	11	0	84
0003 03 - Corvallis THREE	0	30	0	249
0004 04 - Corvallis FOUR	0	2	0	73
0005 05 - Corvallis FIVE	0	11	0	60
0006 06 - Corvallis SIX	0	20	0	229
0007 07 - Corvallis SEVEN	0	24	0	305
0008 08 - Corvallis EIGHT	0	36	0	481
0009 09 - Corvallis NINE	0	40	0	354
0010 10 - Philomath	0	34	0	348
0012 12 - Adair Village	0	12	0	75
0013 13 - Monroe	0	5	0	39
0014 14 - Alsea School	0	13	0	85
0015 15 - Northwest	0	42	0	449
0016 16 - Corvallis Rural	0	33	0	452
0017 17 - North 509J	0	21	0	200
0018 18 - Albany Rural	0	36	0	318
0019 19 - South 509J	0	15	0	189
0020 20 - Monroe Rural	0	26	0	288
0021 21 - Philomath Rural	0	6	0	61
0022 22 - Adair Rural	0	8	0	75
0023 23 - Highway 20	0	14	0	96
0024 24 - N Albany N	0	41	0	635
0025 25 - N Albany S	0	45	0	490

=====

BENTON COUNTY ELECTIONS
MAY 15, 2018 PRIMARY ELECTION - OFFICIAL WRITE-IN RESULTS
INDEPENDENT PARTY
US REPRESENTATIVE 4TH DISTRICT

Write-in Names	Precincts																									TOTAL
	1	2	3	4	5	6	7	8	9	10	12	13	14	15	16	17	18	19	20	21	22	23	24	25		
LAURA KING															1										1	
WILLIAM R WITT																1									1	
Overvote																									0	
Undervote			1							1				1											3	
Blank																									0	
Miscellaneous																									0	
TOTAL	10	4	16	7	4	15	13	20	11	14	0	1	5	19	20	8	0	4	10	0	0	1	0	0	182	

I certify the votes recorded on this abstract correctly summarize the tally of write-in votes cast in the precinct and position named above for the election of May 15, 2018.


Signature of Supervisor: 

Date certification completed: May 31, 2018

**BENTON COUNTY ELECTIONS
MAY 15, 2018 PRIMARY ELECTION - OFFICIAL WRITE-IN RESULTS
INDEPENDENT PARTY
GOVERNOR**

Write-in Names	Precincts																									TOTAL
	1	2	3	4	5	6	7	8	9	10	12	13	14	15	16	17	18	19	20	21	22	23	24	25		
KNUTE BUEHLER	10	1	6		2	10	2	10	3	2		1	3	5	12	4	7	3	8				5	12	106	
KATE BROWN	8	2	13	4	2	6	5	10	3	4	1	1	1	2	3	2	3	1	2		2	2	6	3	86	
GREG C WOOLDRIDGE			1			1		1	1	4				2		1		2	2				4		19	
SAM CARPENTER							1	1	1	1			1	3	2		2		1					1	14	
CANDICE NEVILLE				1				2																1	4	
BRUCE CUFF										1				1											2	
JEFF SMITH			1																						1	
BENJAMIN SMITH			1																						1	
BERNARD BIFIGLEO						1																			1	
ETHEL ULLSTAD							1																		1	
MARTIN HETHERINGER							1																		1	
GEOFF BAKER										1															1	
CHRIS DUDLEY														1											1	
TOM MINOT															1										1	
Overvote																									0	
Undervote		1												1											2	
Blank																									0	
Miscellaneous																									0	
TOTAL	18	4	22	5	4	18	10	24	8	13	1	2	5	15	18	7	12	6	13	0	2	2	15	17	241	

I certify the votes recorded on this abstract correctly summarize the tally of write-in votes cast in the precinct and position named above for the election of May 15, 2018.


Signature of Supervisor: 

Date certification completed: May 31, 2018

**BENTON COUNTY ELECTIONS
MAY 15, 2018 PRIMARY ELECTION - OFFICIAL WRITE-IN RESULTS
INDEPENDENT PARTY
STATE SENATOR 8TH DISTRICT**

Write-in Names	Precincts																									TOTAL
	1	2	3	4	5	6	7	8	9	10	12	13	14	15	16	17	18	19	20	21	22	23	24	25		
Overvote																										0
Undervote			1					1		1														1		4
Blank																										0
Miscellaneous																										0
TOTAL	7	4	13	6	5	8	10	17	10	12	0	0	0	0	13	0	3	0	0	0	0	0	1	8	7	124

I certify the votes recorded on this abstract correctly summarize the tally of write-in votes cast in the precinct and position named above for the election of May 15, 2018.


Signature of Supervisor: 

Date certification completed: May 31, 2018

**BENTON COUNTY ELECTIONS
MAY 15, 2018 PRIMARY ELECTION - OFFICIAL WRITE-IN RESULTS
INDEPENDENT PARTY
STATE REPRESENTATIVE 16TH DISTRICT**

Write-in Names	Precincts																									TOTAL
	1	2	3	4	5	6	7	8	9	10	12	13	14	15	16	17	18	19	20	21	22	23	24	25		
Miscellaneous																										0
TOTAL	9	4	11	6	2	8	6	12	6	8	0	0	0	0	13	0	0	0	0	0	0	0	0	0	0	85

I certify the votes recorded on this abstract correctly summarize the tally of write-in votes cast in the precinct and position named above for the election of May 15, 2018.


Signature of Supervisor: 

Date certification completed: May 31, 2018

**BENTON COUNTY ELECTIONS
MAY 15, 2018 PRIMARY ELECTION - OFFICIAL WRITE-IN RESULTS
REPUBLICAN PARTY
STATE REPRESENTATIVE 16TH DISTRICT**

Write-in Names	Precincts																									TOTAL
	1	2	3	4	5	6	7	8	9	10	12	13	14	15	16	17	18	19	20	21	22	23	24	25		
Overvote																										0
Undervote						1		1	1	2					1											6
Blank																										0
Miscellaneous						1	1		2																	4
TOTAL	13	5	13	2	5	11	12	14	23	19	0	0	0	0	17	0	0	0	0	2	0	0	0	0	136	

I certify the votes recorded on this abstract correctly summarize the tally of write-in votes cast in the precinct and position named above for the election of May 15, 2018.

Signature of Supervisor: 

Date certification completed: May 31, 2018

**BENTON COUNTY ELECTIONS
MAY 15, 2018 PRIMARY ELECTION - OFFICIAL WRITE-IN RESULTS
REPUBLICAN PARTY
COUNTY COMMISSIONER POSITION 1**

Write-in Names	Precincts																									TOTAL
	1	2	3	4	5	6	7	8	9	10	12	13	14	15	16	17	18	19	20	21	22	23	24	25		
MALCOLM ROSE														3												3
TOM JENSEN							1							2												3
JOHN CLARK	2																									2
MARK GOURLEY			1				1																			2
JAMES M REYNOLDS			2																							2
ANDY NOONAN								2																		2
GARTH JENSEN								2																		2
RICHARD T LIGON											1				1											2
MATHEW VANDYKE													2													2
DOMINIC OLIVER													2													2
JANNIE L HORNBY													2													2
SHELLY BOSHART DAVIS														1						1						2
JENNIFER ROSENBALM															2											2
KELLY C BROWN															2											2
BERNARD J MONTOYA																2										2
KEVIN HIGGINS																	2									2
KIETH SWANK																		2								2
TRAVIS HILL																			2							2
ROLAND BEECROFT																			2							2
JOHN DOE																					2					2
CODY HULL																					2					2
ROSE COOK																						2				2
JOHN GILMAN																								2		2

**BENTON COUNTY ELECTIONS
MAY 15, 2018 PRIMARY ELECTION - OFFICIAL WRITE-IN RESULTS
REPUBLICAN PARTY
COUNTY COMMISSIONER POSITION 1**

Write-in Names	Precincts																									TOTAL		
	1	2	3	4	5	6	7	8	9	10	12	13	14	15	16	17	18	19	20	21	22	23	24	25				
JOHN SCOTT NELSON																						1				1		
ALICE DERRICKSON																							1				1	
JAMES R SISSON																							1				1	
LARRY BURRIS																									1		1	
RUTH GAOTA-DEAL																									1		1	
JIM CONSER																									1		1	
RYAN KENT WILLIAMS																									1		1	
CLAUDE DALLAS																									1		1	
DAN HENDRICKSON																									1		1	
JOYCE ANN SMITH																									1		1	
ARNOLD POOLE																									1		1	
SARA A GELSER																									1		1	
HEATHER ROPER																									1		1	
SCOTT E JOHNSTON																									1		1	
LEWIS J MILLER																									1		1	
VIRGIL GOSSER																									1		1	
BERNARD BROWN																									1		1	
HANNAH KIESTER																										1		1
DOREE JOHNSON																										1		1
ROBERT T SWAN																										1		1
ROD HEYERLY																										1		1
STEPHEN SANDRIDGE																										1		1
KEITH DAVID DOWNS																										1		1


**BENTON COUNTY ELECTIONS
MAY 15, 2018 PRIMARY ELECTION - OFFICIAL WRITE-IN RESULTS
REPUBLICAN PARTY
COUNTY COMMISSIONER POSITION 1**

Write-in Names	Precincts																									TOTAL	
	1	2	3	4	5	6	7	8	9	10	12	13	14	15	16	17	18	19	20	21	22	23	24	25			
RICHARD REBEL																									1	1	
GARY SULLIVAN																										1	1
HOWARD JOHNSON																										1	1
ALLAN STUART																										1	1
MARLA MCKEE																										1	1
RICK HENRY																										1	1
GUY PATRICK BARON																										1	1
MIKE CORWIN																										1	1
HALLIE SMITH																										1	1
LUKE PHILIPPE HAYES																										1	1
LARRY SCHMAK																										1	1
MARK BERNT																										1	1
RONALD K FOSTER																										1	1
DAVID GLASSEY									1																	1	1
																										0	0
																										0	0
																										0	0
																										0	0
																										0	0
																										0	0
																										0	0
																										0	0
Overvote																										0	0
Undervote						1		1	2						1	1	1				2		3	1	13	13	

**BENTON COUNTY ELECTIONS
MAY 15, 2018 PRIMARY ELECTION - OFFICIAL WRITE-IN RESULTS
REPUBLICAN PARTY
COUNTY COMMISSIONER POSITION 1**

Write-in Names	Precincts																									TOTAL
	1	2	3	4	5	6	7	8	9	10	12	13	14	15	16	17	18	19	20	21	22	23	24	25		
Blank																										0
Miscellaneous					1	1			1		1			1			1	1	2							9
TOTAL	44	11	30	2	11	20	24	36	40	34	12	5	13	42	33	21	36	15	26	6	8	14	41	45	569	

I certify the votes recorded on this abstract correctly summarize the tally of write-in votes cast in the precinct and position named above for the election of May 15, 2018.

Signature of Supervisor: 

Date certification completed: May 31, 2018

Office Report
Linn County

Page: 55 of 56
2018-05-31
10:23:39

Primary Election May 15, 2018

All Precincts, All Districts, All ScanStations, Judge of the Court of Appeals, Position 9, Judge of the Court of Appeals, Position 6, Judge of the Circuit Court, 23rd District, Position 4, State Senator, 8th District (DEM), State Senator, 8th District (REP), State Senator, 8th District (IND), State Representative, 17th District (DEM), State Representative, 17th District (REP), State Representative, 17th District (IND), Judge of the Court of Appeals, Position 10, Judge of the Supreme Court, Position 2, State Representative, 15th District (DEM), State Representative, 15th District (REP), State Representative, 15th District (IND), State Senator, 6th District (DEM), State Senator, 6th District (REP), State Senator, 6th District (IND), Judge of the Supreme Court, Position 3, US Representative, District 4 (DEM), US Representative, District 4 (REP), US Representative, District 4 (IND), Governor (DEM), Governor (REP), Governor (IND), State Representative, 11th District (DEM), State Representative, 11th District (REP), State Representative, 11th District (IND), County Commissioner, Position 1 (DEM), County Commissioner, Position 1 (REP), County Commissioner, Position 1 (IND), Commissioner of the Bureau of Labor and Industries, Judge of the Circuit Court, 23rd District, Position 3, 22-171 Linn Law Enforcement Levy, 22-172 City of Albany Fuel Tax, 2-113 Corvallis School District, 22-170 Harrisburg School

District, All Boxes
Final and Official

Total Ballots Cast: 28539 Registered Voters: 84445 Overall Turnout: 33.80%

2-113 Corvallis School District (Vote for 1)

Precinct	Ballots Cast	Reg. Voters	Total Votes	Yes		No		Over Votes	Under Votes
Precinct 044	446	1024	425	238	56.00%	187	44.00%	0	21
Precinct 047	2	3	2	0	0.00%	2	100.00%	0	0
Total	448	3	427	238	55.74%	189	44.26%	0	21

I hereby certify this copy to be a true, full and correct copy of the original now on record in my office.
STEVE DRUCKENMILLER


County Clerk
JUNE 1, 2018
Deputy

2-119 Philomath School District Philomath School 17J

(VOTE FOR) 1

	OV		UV	
	VO		NO	
Y	ET		DT	
e	N	RE	EE	EE
s	o	S	RS	RS
	-----		-----	
0152 152	14	1	0	0
CANDIDATE TOTALS	14	1		
CANDIDATE PERCENT	93.33	6.66		

=====

