

Benton County Official Election Returns General Election - November 3, 1998

Total Number Voting 30,058
Precincts Reporting 85 of 85

U.S. SENATOR

| | | |
|-------------------------|--------|---------|
| DEAN M. BRAA -S | 238 | 0.79 % |
| JIM BREWSTER -L | 455 | 1.51 % |
| JOHN LIM -R | 9,232 | 30.71 % |
| KARYN MOSKOWITZ -P | 1,055 | 3.51 % |
| MICHAEL A. CAMPBELL -NL | 157 | 0.52 % |
| RON WYDEN -D | 18,027 | 59.97 % |
| Write Ins | 39 | 0.13 % |
| TOTAL | 29,203 | |
| Under Votes | 807 | 2.68 % |
| Over Votes | 48 | 0.16 % |
| TOTAL VOTES CASTS | 30,058 | |

U.S. REPRESENTATIVE DIST. 4

| | | |
|---------------------|-------|---------|
| KARL G. SORG -S | 88 | 1.26 % |
| PETER A. DEFAZIO -D | 4,498 | 64.29 % |
| STEVE J. WEBB -R | 2,116 | 30.25 % |
| Write Ins | 20 | 0.29 % |
| TOTAL | 6,722 | |
| Under Votes | 263 | 3.76 % |
| Over Votes | 11 | 0.16 % |
| TOTAL VOTES CASTS | 6,996 | |

U.S. REPRESENTATIVE DIST. 5

| | | |
|-----------------------|--------|---------|
| BLAINE THALLHEIMER -L | 331 | 1.44 % |
| DARLENE HOOLEY -D | 13,009 | 56.41 % |
| ED DOVER -S | 176 | 0.76 % |
| JIM BURNS -NL | 201 | 0.87 % |
| MARYLIN SHANNON -R | 7,454 | 32.32 % |
| MICHAEL DONNELLY -P | 704 | 3.05 % |
| Write Ins | 35 | 0.15 % |
| TOTAL | 21,910 | |
| Under Votes | 1,115 | 4.83 % |
| Over Votes | 37 | 0.16 % |
| TOTAL VOTES CASTS | 23,062 | |

GOVERNOR

| | | | |
|-----------------------|-------------------|--------|---------|
| BILL SIZEMORE -R | | 6,918 | 23.02 % |
| BLAIR BOBIER -P | | 952 | 3.17 % |
| JOHN KITZHABER -D | | 20,278 | 67.46 % |
| PATTI STEURER -NL | | 156 | 0.52 % |
| RICHARD P. BURKE -L | | 516 | 1.72 % |
| ROGER G. WEIDNER -RFM | | 170 | 0.57 % |
| TREY SMITH -S | | 179 | 0.60 % |
| Write Ins | | 52 | 0.17 % |
| | TOTAL | 29,221 | |
| Under Votes | | 802 | 2.67 % |
| Over Votes | | 35 | 0.12 % |
| | TOTAL VOTES CASTS | 30,058 | |

STATE SENATOR DIST. 18

| | | | |
|---------------|-------------------|--------|---------|
| CLIFF TROW -D | | 15,052 | 59.89 % |
| WIN EATON -R | | 8,705 | 34.64 % |
| Write Ins | | 80 | 0.32 % |
| | TOTAL | 23,837 | |
| Under Votes | | 1,266 | 5.04 % |
| Over Votes | | 28 | 0.11 % |
| | TOTAL VOTES CASTS | 25,131 | |

STATE SENATOR DIST. 19

| | | | |
|-------------------|-------------------|-------|---------|
| CAROLYN OAKLEY -R | | 1,953 | 42.47 % |
| MAE YIH -D | | 2,446 | 53.20 % |
| Write Ins | | 17 | 0.37 % |
| | TOTAL | 4,416 | |
| Under Votes | | 176 | 3.83 % |
| Over Votes | | 6 | 0.13 % |
| | TOTAL VOTES CASTS | 4,598 | |

STATE REPRESENTATIVE DIST. 34

| | | | |
|-------------------|-------------------|-------|---------|
| DAVID SHERMAN -D | | 2,735 | 37.15 % |
| LANE SHETTERLY -R | | 3,918 | 53.21 % |
| Write Ins | | 27 | 0.37 % |
| | TOTAL | 6,680 | |
| Under Votes | | 671 | 9.11 % |
| Over Votes | | 12 | 0.16 % |
| | TOTAL VOTES CASTS | 7,363 | |

STATE REPRESENTATIVE DIST. 35

| | | | |
|-----------------|-------------------|--------|---------|
| BARBARA ROSS -D | | 13,061 | 73.51 % |
| Write Ins | | 437 | 2.46 % |
| | TOTAL | 13,498 | |
| Under Votes | | 4,261 | 23.98 % |
| Over Votes | | 9 | 0.05 % |
| | TOTAL VOTES CASTS | 17,768 | |

STATE REPRESENTATIVE DIST. 36

| | | | |
|-----------------|-------------------|-------|---------|
| BETSY CLOSE -R | | 2,468 | 53.68 % |
| JOHN DONOVAN -D | | 1,924 | 41.84 % |
| Write Ins | | 14 | 0.30 % |
| | TOTAL | 4,406 | |
| Under Votes | | 183 | 3.98 % |
| Over Votes | | 9 | 0.20 % |
| | TOTAL VOTES CASTS | 4,598 | |

PUBLIC INSTRUCTION SUPERINTENDENT

| | | | |
|-----------------|-------------------|--------|---------|
| MARGARET CARTER | | 10,765 | 35.81 % |
| STAN BUNN | | 13,564 | 45.13 % |
| Write Ins | | 93 | 0.31 % |
| | TOTAL | 24,422 | |
| Under Votes | | 5,607 | 18.65 % |
| Over Votes | | 29 | 0.10 % |
| | TOTAL VOTES CASTS | 30,058 | |

SUPREME COURT JUDGE POS. 7

| | | | |
|---------------|-------------------|--------|---------|
| BOB TIERNAN | | 8,115 | 27.00 % |
| WILLIAM RIGGS | | 12,911 | 42.95 % |
| Write Ins | | 139 | 0.46 % |
| | TOTAL | 21,165 | |
| Under Votes | | 8,849 | 29.44 % |
| Over Votes | | 44 | 0.15 % |
| | TOTAL VOTES CASTS | 30,058 | |

SUPREME COURT JUDGE POS. 4

| | | | |
|-----------------|-------------------|--------|---------|
| SUSAN M. LEESON | | 17,560 | 58.42 % |
| Write Ins | | 172 | 0.57 % |
| | TOTAL | 17,732 | |
| Under Votes | | 12,307 | 40.94 % |
| Over Votes | | 19 | 0.06 % |
| | TOTAL VOTES CASTS | 30,058 | |

APPEALS COURT JUDGE POS. 4

| | | | |
|--------------------|-------------------|--------|---------|
| VIRGINIA L. LINDER | | 17,443 | 58.03 % |
| Write Ins | | 171 | 0.57 % |
| | TOTAL | 17,614 | |
| Under Votes | | 12,433 | 41.36 % |
| Over Votes | | 11 | 0.04 % |
| | TOTAL VOTES CASTS | 30,058 | |

APPEALS COURT JUDGE POS. 7

| | | | |
|-----------------|-------------------|--------|---------|
| ROBERT WOLLHEIM | | 16,970 | 56.46 % |
| Write Ins | | 164 | 0.55 % |
| | TOTAL | 17,134 | |
| Under Votes | | 12,917 | 42.97 % |
| Over Votes | | 7 | 0.02 % |
| | TOTAL VOTES CASTS | 30,058 | |

54 GUARANTEE EDUCATION INDEBTEDNESS

| | | | |
|-------------|-------------------|--------|---------|
| NO | | 10,088 | 33.56 % |
| YES | | 17,050 | 56.72 % |
| | TOTAL | 27,138 | |
| Under Votes | | 2,876 | 9.57 % |
| Over Votes | | 44 | 0.15 % |
| | TOTAL VOTES CASTS | 30,058 | |

55 GUARANTEE PREPAID TUITION EARNINGS

| | | | |
|-------------|-------------------|--------|---------|
| NO | | 12,420 | 41.32 % |
| YES | | 14,517 | 48.30 % |
| | TOTAL | 26,937 | |
| Under Votes | | 3,092 | 10.29 % |
| Over Votes | | 29 | 0.10 % |
| | TOTAL VOTES CASTS | 30,058 | |

56 LAND USE LAW NOTICE TO LANDOWNERS

| | | | |
|-------------|-------------------|--------|---------|
| NO | | 6,212 | 20.67 % |
| YES | | 22,200 | 73.86 % |
| | TOTAL | 28,412 | |
| Under Votes | | 1,596 | 5.31 % |
| Over Votes | | 50 | 0.17 % |
| | TOTAL VOTES CASTS | 30,058 | |

57 MARIJUANA CLASS C MISDEMEANOR

| | | | |
|-------------|-------------------|--------|---------|
| NO | | 20,646 | 68.69 % |
| YES | | 8,504 | 28.29 % |
| | TOTAL | 29,150 | |
| Under Votes | | 762 | 2.54 % |
| Over Votes | | 146 | 0.49 % |
| | TOTAL VOTES CASTS | 30,058 | |

58 ORIGINAL BIRTH CERTIFICATE TO ADOPTEE

| | | | |
|-------------|-------------------|--------|---------|
| NO | | 14,836 | 49.36 % |
| YES | | 13,480 | 44.85 % |
| | TOTAL | 28,316 | |
| Under Votes | | 1,688 | 5.62 % |
| Over Votes | | 54 | 0.18 % |
| | TOTAL VOTES CASTS | 30,058 | |

59 POLITICAL PUBLIC RESOURCES USE

| | | | |
|-------------|-------------------|--------|---------|
| NO | | 16,713 | 55.60 % |
| YES | | 12,136 | 40.38 % |
| | TOTAL | 28,849 | |
| Under Votes | | 1,041 | 3.46 % |
| Over Votes | | 168 | 0.56 % |
| | TOTAL VOTES CASTS | 30,058 | |

60 VOTE BY MAIL BIENNIAL PRIMARY

| | | | |
|-------------|-------------------|--------|---------|
| NO | | 10,123 | 33.68 % |
| YES | | 18,271 | 60.79 % |
| | TOTAL | 28,394 | |
| Under Votes | | 1,592 | 5.30 % |
| Over Votes | | 72 | 0.24 % |
| | TOTAL VOTES CASTS | 30,058 | |

62 CAMPAIGN FINANCE DISCLOSURES

| | | | |
|-------------|-------------------|--------|---------|
| NO | | 8,328 | 27.71 % |
| YES | | 19,684 | 65.49 % |
| | TOTAL | 28,012 | |
| Under Votes | | 1,964 | 6.53 % |
| Over Votes | | 82 | 0.27 % |
| | TOTAL VOTES CASTS | 30,058 | |

63 SUPERMAJORITY REQUIREMENT FOR PASSAGE

| | | | |
|-------------|-------------------|--------|---------|
| NO | | 10,726 | 35.68 % |
| YES | | 16,243 | 54.04 % |
| | TOTAL | 26,969 | |
| Under Votes | | 3,026 | 10.07 % |
| Over Votes | | 63 | 0.21 % |
| | TOTAL VOTES CASTS | 30,058 | |

64 TIMBER HARVEST REGULATIONS

| | | | |
|-------------|-------------------|--------|---------|
| NO | | 22,601 | 75.19 % |
| YES | | 6,171 | 20.53 % |
| | TOTAL | 28,772 | |
| Under Votes | | 1,172 | 3.90 % |
| Over Votes | | 114 | 0.38 % |
| | TOTAL VOTES CASTS | 30,058 | |

65 REVIEW ADMINISTRATIVE RULES

| | | | |
|-------------|-------------------|--------|---------|
| NO | | 16,373 | 54.47 % |
| YES | | 10,444 | 34.75 % |
| | TOTAL | 26,817 | |
| Under Votes | | 3,181 | 10.58 % |
| Over Votes | | 60 | 0.20 % |
| | TOTAL VOTES CASTS | 30,058 | |

66 LOTTERY FUNDS

| | | | |
|-------------|-------------------|--------|---------|
| NO | | 10,860 | 36.13 % |
| YES | | 18,049 | 60.05 % |
| | TOTAL | 28,909 | |
| Under Votes | | 1,095 | 3.64 % |
| Over Votes | | 54 | 0.18 % |
| | TOTAL VOTES CASTS | 30,058 | |

67 MEDICAL USE OF MARIJUANA

| | | | |
|-------------|-------------------|--------|---------|
| NO | | 11,844 | 39.40 % |
| YES | | 17,440 | 58.02 % |
| | TOTAL | 29,284 | |
| Under Votes | | 726 | 2.42 % |
| Over Votes | | 48 | 0.16 % |
| | TOTAL VOTES CASTS | 30,058 | |

COUNTY COMMISSIONER POS. 1

| | | | |
|-------------------------|-------------------|--------|---------|
| DOUGLAS C. SWEETLAND -R | | 11,294 | 37.99 % |
| LINDA MODRELL -D | | 16,047 | 53.98 % |
| Write Ins | | 84 | 0.28 % |
| | TOTAL | 27,425 | |
| Under Votes | | 2,267 | 7.63 % |
| Over Votes | | 37 | 0.12 % |
| | TOTAL VOTES CASTS | 29,729 | |

COUNTY SHERIFF

| | | | |
|-------------|-------------------|--------|---------|
| STAN ROBSON | | 18,888 | 63.53 % |
| Write Ins | | 341 | 1.15 % |
| | TOTAL | 19,229 | |
| Under Votes | | 10,489 | 35.28 % |
| Over Votes | | 11 | 0.04 % |
| | TOTAL VOTES CASTS | 29,729 | |

02-58 MAINTENANCE LEVY

| | | | |
|-------------|-------------------|--------|---------|
| NO | | 13,409 | 45.10 % |
| YES | | 14,465 | 48.66 % |
| | TOTAL | 27,874 | |
| Under Votes | | 1,818 | 6.12 % |
| Over Votes | | 37 | 0.12 % |
| | TOTAL VOTES CASTS | 29,729 | |

ADAIR VILLAGE CITY MAYOR

| | | | |
|-------------------------|-------------------|-----|---------|
| GREGORY SCOTT EDMAISTON | | 44 | 27.16 % |
| STEPHEN CRAIG BARTLETT | | 72 | 44.44 % |
| Write Ins | | 4 | 2.47 % |
| | TOTAL | 120 | |
| Under Votes | | 42 | 25.93 % |
| Over Votes | | 0 | 0.00 % |
| | TOTAL VOTES CASTS | 162 | |

ADAIR VILLAGE CITY COUNCIL

| | | | |
|------------------|-------------------|-----|---------|
| CHARLES PHILLIPS | | 61 | 18.83 % |
| KERRY GOONAN | | 50 | 15.43 % |
| ROBERT THAYER | | 73 | 22.53 % |
| Write Ins | | 5 | 1.54 % |
| | TOTAL | 189 | |
| Under Votes | | 135 | 41.67 % |
| Over Votes | | 0 | 0.00 % |
| | TOTAL VOTES CASTS | 324 | |

ALBANY CITY MAYOR

| | | |
|-------------------------|-------|---------|
| CHARLES (CHUCK) MCLARAN | 1,428 | 66.54 % |
| Write Ins | 35 | 1.63 % |
| TOTAL | 1,463 | |
| Under Votes | 682 | 31.78 % |
| Over Votes | 1 | 0.05 % |
| TOTAL VOTES CASTS | 2,146 | |

ALBANY CITY COUNCIL WARD 1

| | | |
|-------------------|-------|---------|
| KENT HICKAM | 706 | 32.90 % |
| RICHARD OLSEN | 706 | 32.90 % |
| Write Ins | 11 | 0.51 % |
| TOTAL | 1,423 | |
| Under Votes | 722 | 33.64 % |
| Over Votes | 1 | 0.05 % |
| TOTAL VOTES CASTS | 2,146 | |

22-65 BROADWAY PROPERTY ANNEXATION

| | | |
|-------------------|-------|---------|
| NO | 710 | 33.08 % |
| YES | 1,146 | 53.40 % |
| TOTAL | 1,856 | |
| Under Votes | 287 | 13.37 % |
| Over Votes | 3 | 0.14 % |
| TOTAL VOTES CASTS | 2,146 | |

22-66 GOLDFISH FARM PROPERTY ANNEXATION

| | | |
|-------------------|-------|---------|
| NO | 715 | 33.32 % |
| YES | 1,122 | 52.28 % |
| TOTAL | 1,837 | |
| Under Votes | 308 | 14.35 % |
| Over Votes | 1 | 0.05 % |
| TOTAL VOTES CASTS | 2,146 | |

22-70 STREET RECONSTRUCTION BONDS

| | | |
|-------------------|-------|---------|
| NO | 1,063 | 49.53 % |
| YES | 906 | 42.22 % |
| TOTAL | 1,969 | |
| Under Votes | 175 | 8.15 % |
| Over Votes | 2 | 0.09 % |
| TOTAL VOTES CASTS | 2,146 | |

CORVALLIS CITY MAYOR

| | | |
|-------------------|--------|---------|
| GUY L. HENDRIX | 4,439 | 26.66 % |
| HELEN BERG | 10,515 | 63.16 % |
| Write Ins | 100 | 0.60 % |
| TOTAL | 15,054 | |
| Under Votes | 1,585 | 9.52 % |
| Over Votes | 10 | 0.06 % |
| TOTAL VOTES CASTS | 16,649 | |

CORVALLIS CITY COUNCIL PERSON WARD 1

| | | | |
|------------------|-------------------|-------|---------|
| GEORGE C. GROSCH | | 871 | 46.04 % |
| JIM MINARD | | 402 | 21.25 % |
| Write Ins | | 13 | 0.69 % |
| | TOTAL | 1,286 | |
| Under Votes | | 604 | 31.92 % |
| Over Votes | | 2 | 0.11 % |
| | TOTAL VOTES CASTS | 1,892 | |

CORVALLIS CITY COUNCIL PERSON WARD 2

| | | | |
|--------------------|-------------------|-----|---------|
| PATRICK PETERS | | 242 | 24.54 % |
| THOMAS JENSEN | | 180 | 18.26 % |
| WILLIAM COHNSTAEDT | | 214 | 21.70 % |
| Write Ins | | 10 | 1.01 % |
| | TOTAL | 646 | |
| Under Votes | | 335 | 33.98 % |
| Over Votes | | 5 | 0.51 % |
| | TOTAL VOTES CASTS | 986 | |

CORVALLIS CITY COUNCIL PERSON WARD 3

| | | | |
|-------------|-------------------|-------|---------|
| NANCY BRADY | | 599 | 36.00 % |
| TONY HOWELL | | 787 | 47.30 % |
| Write Ins | | 1 | 0.06 % |
| | TOTAL | 1,387 | |
| Under Votes | | 275 | 16.53 % |
| Over Votes | | 2 | 0.12 % |
| | TOTAL VOTES CASTS | 1,664 | |

CORVALLIS CITY COUNCIL PERSON WARD 4

| | | | |
|----------------------|-------------------|-----|---------|
| CHARLES C. TOMLINSON | | 545 | 57.98 % |
| Write Ins | | 9 | 0.96 % |
| | TOTAL | 554 | |
| Under Votes | | 386 | 41.06 % |
| Over Votes | | 0 | 0.00 % |
| | TOTAL VOTES CASTS | 940 | |

CORVALLIS CITY COUNCIL PERSON WARD 5

| | | | |
|----------------|-------------------|-------|---------|
| MIKE BEILSTEIN | | 809 | 51.14 % |
| Write Ins | | 78 | 4.93 % |
| | TOTAL | 887 | |
| Under Votes | | 693 | 43.81 % |
| Over Votes | | 2 | 0.13 % |
| | TOTAL VOTES CASTS | 1,582 | |

CORVALLIS CITY COUNCIL PERSON WARD 6

| | | | |
|-----------------|-------------------|-------|---------|
| LAURA RAHFUSE | | 530 | 21.92 % |
| WALT M. SCHMIDT | | 1,277 | 52.81 % |
| Write Ins | | 21 | 0.87 % |
| | TOTAL | 1,828 | |
| Under Votes | | 586 | 24.23 % |
| Over Votes | | 4 | 0.17 % |
| | TOTAL VOTES CASTS | 2,418 | |

CORVALLIS CITY COUNCIL PERSON WARD 7

| | | | |
|----------------|-------------------|-------|---------|
| BOB VEAZIE | | 298 | 11.92 % |
| DONNA SCOFIELD | | 332 | 13.27 % |
| TOM WOGAMAN | | 1,463 | 58.50 % |
| Write Ins | | 5 | 0.20 % |
| | TOTAL | 2,098 | |
| Under Votes | | 399 | 15.95 % |
| Over Votes | | 4 | 0.16 % |
| | TOTAL VOTES CASTS | 2,501 | |

CORVALLIS CITY COUNCIL PERSON WARD 8

| | | | |
|-----------------|-------------------|-------|---------|
| BETTY GRIFFITHS | | 1,530 | 59.72 % |
| CLARK WILLES | | 598 | 23.34 % |
| Write Ins | | 3 | 0.12 % |
| | TOTAL | 2,131 | |
| Under Votes | | 429 | 16.74 % |
| Over Votes | | 2 | 0.08 % |
| | TOTAL VOTES CASTS | 2,562 | |

CORVALLIS CITY COUNCIL PERSON WARD 9

| | | | |
|----------------------|-------------------|-------|---------|
| ED BARLOW-PIETERICK | | 857 | 40.73 % |
| KENNETH A. DONALDSON | | 386 | 18.35 % |
| ROSS CONKLIN | | 301 | 14.31 % |
| Write Ins | | 12 | 0.57 % |
| | TOTAL | 1,556 | |
| Under Votes | | 545 | 25.90 % |
| Over Votes | | 3 | 0.14 % |
| | TOTAL VOTES CASTS | 2,104 | |

02-65 ALLOW SMOKING IN BARS

| | | | |
|-------------|-------------------|--------|---------|
| NO | | 9,247 | 55.54 % |
| YES | | 6,965 | 41.83 % |
| | TOTAL | 16,212 | |
| Under Votes | | 401 | 2.41 % |
| Over Votes | | 36 | 0.22 % |
| | TOTAL VOTES CASTS | 16,649 | |

02-68 RESTORE WILLAMETTE RIVERBANK/PARK

| | | | |
|-------------|-------------------|--------|---------|
| NO | | 6,892 | 41.40 % |
| YES | | 8,917 | 53.56 % |
| | TOTAL | 15,809 | |
| Under Votes | | 827 | 4.97 % |
| Over Votes | | 13 | 0.08 % |
| | TOTAL VOTES CASTS | 16,649 | |

02-69 SUMMIT CORPORATE PARK ANNEXATION

| | | | |
|-------------|-------------------|--------|---------|
| NO | | 5,817 | 34.94 % |
| YES | | 9,043 | 54.32 % |
| | TOTAL | 14,860 | |
| Under Votes | | 1,763 | 10.59 % |
| Over Votes | | 26 | 0.16 % |
| | TOTAL VOTES CASTS | 16,649 | |

02-70 MEADOWLARK PROPERTY ANNEXATION

| | | | |
|-------------|-------------------|--------|---------|
| NO | | 5,696 | 34.21 % |
| YES | | 9,114 | 54.74 % |
| | TOTAL | 14,810 | |
| Under Votes | | 1,819 | 10.93 % |
| Over Votes | | 20 | 0.12 % |
| | TOTAL VOTES CASTS | 16,649 | |

MONROE CITY MAYOR

| | | | |
|----------------|-------------------|-----|---------|
| FLOYD BILLINGS | | 99 | 58.93 % |
| Write Ins | | 11 | 6.55 % |
| | TOTAL | 110 | |
| Under Votes | | 58 | 34.52 % |
| Over Votes | | 0 | 0.00 % |
| | TOTAL VOTES CASTS | 168 | |

MONROE CITY COUNCIL

| | | | |
|-----------------------|-------------------|-----|---------|
| CLIFFORD FRANK THAYER | | 81 | 16.07 % |
| TERRY L. KOROUGH | | 95 | 18.85 % |
| TERRY S. THOMPSON | | 70 | 13.89 % |
| TONY BAKER | | 90 | 17.86 % |
| Write Ins | | 13 | 2.58 % |
| | TOTAL | 349 | |
| Under Votes | | 152 | 30.16 % |
| Over Votes | | 3 | 0.60 % |
| | TOTAL VOTES CASTS | 504 | |

PHILOMATH CITY MAYOR

| | | | |
|-----------------|-------------------|-------|---------|
| VAN O. HUNSAKER | | 945 | 74.41 % |
| Write Ins | | 24 | 1.89 % |
| | TOTAL | 969 | |
| Under Votes | | 300 | 23.62 % |
| Over Votes | | 1 | 0.08 % |
| | TOTAL VOTES CASTS | 1,270 | |

PHILOMATH CITY COUNCILOR

| | | | |
|---------------------|-------------------|-------|---------|
| DAN MCCABE | | 759 | 9.96 % |
| LEO W. REETZ | | 598 | 7.85 % |
| MARILYN L. SLIZESKI | | 717 | 9.41 % |
| NITA ROSS | | 778 | 10.21 % |
| RICHARD MATSON | | 601 | 7.89 % |
| SUSAN CRAIG-ASCHOFF | | 638 | 8.37 % |
| TONI HOYMAN | | 709 | 9.30 % |
| Write Ins | | 70 | 0.92 % |
| | TOTAL | 4,870 | |
| Under Votes | | 2,702 | 35.46 % |
| Over Votes | | 48 | 0.63 % |
| | TOTAL VOTES CASTS | 7,620 | |

02-59 544 NORTH 9TH STREET ANNEXATION

| | | | |
|-------------|-------------------|-------|---------|
| NO | | 213 | 16.77 % |
| YES | | 971 | 76.46 % |
| | TOTAL | 1,184 | |
| Under Votes | | 86 | 6.77 % |
| Over Votes | | 0 | 0.00 % |
| | TOTAL VOTES CASTS | 1,270 | |

02-60 458 NORTH 10TH STREET ANNEXATION

| | | | |
|-------------|-------------------|-------|---------|
| NO | | 211 | 16.61 % |
| YES | | 964 | 75.91 % |
| | TOTAL | 1,175 | |
| Under Votes | | 91 | 7.17 % |
| Over Votes | | 4 | 0.31 % |
| | TOTAL VOTES CASTS | 1,270 | |

02-61 201 NORTH 20TH PLACE ANNEXATION

| | | | |
|-------------|-------------------|-------|---------|
| NO | | 199 | 15.67 % |
| YES | | 974 | 76.69 % |
| | TOTAL | 1,173 | |
| Under Votes | | 96 | 7.56 % |
| Over Votes | | 1 | 0.08 % |
| | TOTAL VOTES CASTS | 1,270 | |

02-62 1020 NORTH 19TH STREET ANNEXATION

| | | | |
|-------------|-------------------|-------|---------|
| NO | | 207 | 16.30 % |
| YES | | 963 | 75.83 % |
| | TOTAL | 1,170 | |
| Under Votes | | 100 | 7.87 % |
| Over Votes | | 0 | 0.00 % |
| | TOTAL VOTES CASTS | 1,270 | |

02-63 NEABEACK HILL SUBDIV. ANNEXATION

| | | | |
|-------------|-------------------|-------|---------|
| NO | | 244 | 19.21 % |
| YES | | 935 | 73.62 % |
| | TOTAL | 1,179 | |
| Under Votes | | 90 | 7.09 % |
| Over Votes | | 1 | 0.08 % |
| | TOTAL VOTES CASTS | 1,270 | |

02-64 2651 MAIN STREET ANNEXATION

| | | | |
|-------------|-------------------|-------|---------|
| NO | | 218 | 17.17 % |
| YES | | 959 | 75.51 % |
| | TOTAL | 1,177 | |
| Under Votes | | 92 | 7.24 % |
| Over Votes | | 1 | 0.08 % |
| | TOTAL VOTES CASTS | 1,270 | |

02-66 PARK MAINTENANCE LEVY

| | | | |
|-------------|-------------------|-------|---------|
| NO | | 516 | 40.63 % |
| YES | | 686 | 54.02 % |
| | TOTAL | 1,202 | |
| Under Votes | | 68 | 5.35 % |
| Over Votes | | 0 | 0.00 % |
| | TOTAL VOTES CASTS | 1,270 | |

02-72 2.745M BOND SCHOOL DIST. 7J

| | | | |
|-------------|-------------------|-----|---------|
| NO | | 281 | 56.43 % |
| YES | | 195 | 39.16 % |
| | TOTAL | 476 | |
| Under Votes | | 21 | 4.22 % |
| Over Votes | | 1 | 0.20 % |
| | TOTAL VOTES CASTS | 498 | |

27-34 12.40M BOND SCHOOL DIST. 13J

| | | | |
|-------------|-------------------|---|----------|
| NO | | 6 | 100.00 % |
| YES | | 0 | 0.00 % |
| | TOTAL | 6 | |
| Under Votes | | 0 | 0.00 % |
| Over Votes | | 0 | 0.00 % |
| | TOTAL VOTES CASTS | 6 | |

27-35 1.35M BOND SCHOOL DIST. 13J

| | | | |
|-------------|-------------------|---|----------|
| NO | | 6 | 100.00 % |
| YES | | 0 | 0.00 % |
| | TOTAL | 6 | |
| Under Votes | | 0 | 0.00 % |
| Over Votes | | 0 | 0.00 % |
| | TOTAL VOTES CASTS | 6 | |

02-67 8.24M BOND SCHOOL DIST. 509J

| | | | |
|-------------|-------------------|--------|---------|
| NO | | 8,667 | 39.95 % |
| YES | | 10,940 | 50.42 % |
| | TOTAL | 19,607 | |
| Under Votes | | 2,056 | 9.48 % |
| Over Votes | | 33 | 0.15 % |
| | TOTAL VOTES CASTS | 21,696 | |

02-73 9.95M BOND SCHOOL DIST. 17J

| | | | |
|-------------|-------------------|-------|---------|
| NO | | 1,228 | 36.95 % |
| YES | | 1,963 | 59.07 % |
| | TOTAL | 3,191 | |
| Under Votes | | 131 | 3.94 % |
| Over Votes | | 1 | 0.03 % |
| | TOTAL VOTES CASTS | 3,323 | |

02-71 LOCAL 5-YR. OPTION TAX LEVY

| | | | |
|-------------|-------------------|-----|---------|
| NO | | 190 | 43.58 % |
| YES | | 204 | 46.79 % |
| | TOTAL | 394 | |
| Under Votes | | 41 | 9.40 % |
| Over Votes | | 1 | 0.23 % |
| | TOTAL VOTES CASTS | 436 | |

SOIL & WATER CONSERVATION ZONE 1

| | | | |
|---------------|-------------------|--------|---------|
| KAREN BENNETT | | 16,501 | 55.50 % |
| Write Ins | | 148 | 0.50 % |
| | TOTAL | 16,649 | |
| Under Votes | | 13,064 | 43.94 % |
| Over Votes | | 16 | 0.05 % |
| | TOTAL VOTES CASTS | 29,729 | |

SOIL & WATER CONSERVATION ZONE 2

| | | | |
|--------------|-------------------|--------|---------|
| MARY EICHLER | | 16,262 | 54.70 % |
| Write Ins | | 155 | 0.52 % |
| | TOTAL | 16,417 | |
| Under Votes | | 13,296 | 44.72 % |
| Over Votes | | 16 | 0.05 % |
| | TOTAL VOTES CASTS | 29,729 | |

SOIL & WATER CONSERVATION ZONE 4

| | | | |
|------------------------|-------------------|--------|---------|
| No Declared Candidates | | 0 | 0.00 % |
| Write Ins | | 1,382 | 4.65 % |
| | TOTAL | 1,382 | |
| Under Votes | | 28,347 | 95.35 % |
| Over Votes | | 0 | 0.00 % |
| | TOTAL VOTES CASTS | 28,729 | |

SOIL & WATER CONSERVATION ZONE 5

| | | | |
|------------------------|-------------------|--------|---------|
| No Declared Candidates | | 0 | 0.00 % |
| Write Ins | | 947 | 3.19 % |
| | TOTAL | 947 | |
| Under Votes | | 28,782 | 96.81 % |
| Over Votes | | 0 | 0.00 % |
| | TOTAL VOTES CASTS | 29,729 | |

BENTON COUNTY
SOIL AND WATER CONSERVATION
WRITE-INS

DIRECTOR ZONE 4

| | | |
|-----------------|---|----|
| GEORGE SPEARS | - | 79 |
| PHIL WEIMER | - | 13 |
| TERRY BROCK | - | 05 |
| DAVE SCHMEDDING | - | 05 |

DIRECTOR ZONE 5

| | | |
|-----------------|---|----|
| DAVE SCHMEDDING | - | 32 |
| GEORGE SPEARS | - | 06 |
| PHIL WEIMER | - | 02 |
| TERRY BROCK | - | 03 |


02-72 ALSEA SCHL 7J GEN OBLIGATION BOND AUTH

Page Number 151.001.001

| | REGISTE RED VOTERS | TURN OUT | TURN OUT PER CENT AGE | 0 2 - 7 2 A L S E A S C H L 7 J G E N E R A L | 0 2 - 7 2 A L S E A S C H L 7 J G E N E R A L |
|------------------|--------------------------|-------------|-----------------------------------|---|---|
| EAST MAPLETON | 867 | 579 | 66.7% | 6 | 2 |
| **** TOTALS **** | 867 | 579 | 66.7% | 6 | 2 |

I certify that the votes recorded on this November 3, 1998 General Election abstract correctly summarize the votes cast for this contest/measure.

Dated this 20th day of November, 1998



Annette K. Newingham
Chief Deputy County Clerk

Lane County, Oregon




02-72 ALSEA SCHL 7J GEN OBLIGATION BOND AUTH

Page Number 151.001.001

| | REGISTERED VOTERS | TURNOUT | TURNOUT PERCENTAGE | 02-72 ALSEA SCHL 7J GEN | 02-72 ALSEA SCHL 7J GEN |
|------------------|-------------------|---------|--------------------|-------------------------|-------------------------|
| EAST MAPLETON | 867 | 579 | 66.7% | 6 | 2 |
| **** TOTALS **** | 867 | 579 | 66.7% | 6 | 2 |

BENTON COUNTY
 NOVEMBER 3, 1998



I certify that the votes recorded on this November 3, 1998 General Election abstract correctly summarize the votes cast for this contest/measure.

Dated this 20th day of November, 1998

Annette K. Newingham

Annette K. Newingham
 Chief/Deputy County Clerk

Lane County, Oregon

vrsp830

11/16/98 09:39 am

Linn County Office Report (Final and Official)

PAGE 85

CORVALLIS 509 OBLIGATION BONDS

NON PARTISAN Votes Percent

| | | | YES | | NO | OVER VOTES | UNDER VOTES |
|---|----|---|-----|-------|-----|------------|-------------|
| 1 | | | | | | | |
| 2 | 42 | A | 13 | 25.00 | 19 | 36.54 | 20 38.46 |
| 3 | 44 | A | 216 | 36.36 | 284 | 47.81 | 94 15.82 |
| 4 | | | | | | | |
| 5 | | | 229 | 35.45 | 303 | 46.90 | 114 17.65 |
| 6 | | | | | | | |

Registered Voters: 951


Ballots Received: 646 67.93

I hereby certify this copy to be a true, full and correct copy of the original now on record in my office.

STEVE DRUCKENMILLER

John [Signature]
County Clerk
11-16-98 Deputy

LINN COUNTY ELECTIONS
20 NOV 8:35

| | | | | | | | | | | | | |
|--|--------------------|---|--|--|--|--|--|--|--|-------------------------------------|--|--|
| Office recorded on this sheet PHILOMATH SD #17J | Issue or Candidate | 02-73 GENERAL OBLIGATION BOND AUTHORIZATION | | | | | | | | | | SED Form No. 155 Aug. 1960 |
| County POLK | | | | | | | | | | | | STATE OF OREGON ABSTRACT OF VOTES |
| Election 11-3-98 | | | | | | | | | | | | |
| Page 1 of 1 pages | | | | | | | | | | | | |
| Ballot Number Name or No. of Precinct → | YES | NO | | | | | | | | | | |
| 190 | 9 | 3 | | | | | | | | | | |
| TOTAL | 9 | 3 | | | | | | | | | | |
| TOTAL | | | | | | | | | | | | |
| I certify that the votes recorded on this abstract correctly summarize the tally of votes cast at the election indicated. | | Signature of County Clerk  | | | | | | | | Date of Abstract 11-20-98 | | |
| ABSTRACT OF VOTES AT GENERAL AND SPECIAL ELECTIONS: Votes cast for Governor must be on separate page or pages. For additional instructions see ORS 250.810. | | ABSTRACT OF VOTES AT PRIMARY ELECTIONS: Separate sheets for Democratic, Republican, Nonpartisan, and other candidates. Separate sheets for candidates for City, County (including precinct) and State office. For additional instructions, see ORS 249.410. | | | | | | | | | | |

