

85

85

100.00 %

Linn Benton Lincoln ESD Zone 3

SPECIAL ELECTION

03/09/99

Benton County, OR

3/99 2:29:32PM Page: 1

Race Name LINN-BENTON-LINCOLN E.S.D. ZONE 3

Precinct	Candidate	Votes	Percent
003 PRECINCT 84			
	PETER M. TARZIAN	115	77.70 %
	Write Ins	0	0.00 %
	Total	115	
	Under Votes	33	22.30 %
	Over Votes	0	0.00 %
	Total Votes Cast	148	
004 PRECINCT 85			
	PETER M. TARZIAN	61	66.30 %
	Write Ins	2	2.17 %
	Total	63	
	Under Votes	29	31.52 %
	Over Votes	0	0.00 %
	Total Votes Cast	92	
005 PRECINCT 86			
	PETER M. TARZIAN	84	58.33 %
	Write Ins	0	0.00 %
	Total	84	
	Under Votes	60	41.67 %
	Over Votes	0	0.00 %
	Total Votes Cast	144	
008 PRECINCT 89			
	PETER M. TARZIAN	79	61.24 %
	Write Ins	3	2.33 %
	Total	82	
	Under Votes	47	36.43 %
	Over Votes	0	0.00 %
	Total Votes Cast	129	
012 PRECINCT 94			
	PETER M. TARZIAN	236	69.01 %
	Write Ins	3	0.88 %
	Total	239	
	Under Votes	103	30.12 %
	Over Votes	0	0.00 %
	Total Votes Cast	342	
014 PRECINCT 96			
	PETER M. TARZIAN	137	63.43 %
	Write Ins	0	0.00 %
	Total	137	
	Under Votes	78	36.11 %
	Over Votes	1	0.46 %
	Total Votes Cast	216	
015 PRECINCT 97			
	PETER M. TARZIAN	207	71.13 %
	Write Ins	1	0.34 %

SPECIAL ELECTION

03/09/99

Benton County, OR

03/18/99 2:29:32PM Page: 2

Race Name

LINN-BENTON-LINCOLN E.S.D. ZONE 3

Precinct	Candidate	Votes	Percent
	Total	208	
	Under Votes	83	28.52 %
	Over Votes	0	0.00 %
	Total Votes Cast	291	

016 PRECINCT 98			
	PETER M. TARZIAN	139	66.19 %
	Write Ins	2	0.95 %
	Total	141	
	Under Votes	69	32.86 %
	Over Votes	0	0.00 %
	Total Votes Cast	210	

017 PRECINCT 99			
	PETER M. TARZIAN	110	67.07 %
	Write Ins	2	1.22 %
	Total	112	
	Under Votes	52	31.71 %
	Over Votes	0	0.00 %
	Total Votes Cast	164	

026 PRECINCT 108			
	PETER M. TARZIAN	147	71.71 %
	Write Ins	1	0.49 %
	Total	148	
	Under Votes	57	27.80 %
	Over Votes	0	0.00 %
	Total Votes Cast	205	

027 PRECINCT 109			
	PETER M. TARZIAN	131	80.37 %
	Write Ins	0	0.00 %
	Total	131	
	Under Votes	32	19.63 %
	Over Votes	0	0.00 %
	Total Votes Cast	163	

028 PRECINCT 110			
	PETER M. TARZIAN	60	69.77 %
	Write Ins	0	0.00 %
	Total	60	
	Under Votes	26	30.23 %
	Over Votes	0	0.00 %
	Total Votes Cast	86	

029 PRECINCT 111			
	PETER M. TARZIAN	115	64.25 %
	Write Ins	1	0.56 %
	Total	116	
	Under Votes	63	35.20 %
	Over Votes	0	0.00 %
	Total Votes Cast	179	

032 PRECINCT 114			
	PETER M. TARZIAN	142	66.98 %
	Write Ins	1	0.47 %

SPECIAL ELECTION

03/09/99

Benton County, OR

03/18/99 2:29:32PM Page: 3

Race Name

LINN-BENTON-LINCOLN E.S.D. ZONE 3

Precinct	Candidate	Votes	Percent
	Total	143	
	Under Votes	69	32.55 %
	Over Votes	0	0.00 %
	Total Votes Cast	212	

033 PRECINCT 115			
	PETER M. TARZIAN	224	72.03 %
	Write Ins	4	1.29 %
	Total	228	
	Under Votes	83	26.69 %
	Over Votes	0	0.00 %
	Total Votes Cast	311	

034 PRECINCT 116			
	PETER M. TARZIAN	51	68.00 %
	Write Ins	1	1.33 %
	Total	52	
	Under Votes	23	30.67 %
	Over Votes	0	0.00 %
	Total Votes Cast	75	

035 PRECINCT 117			
	PETER M. TARZIAN	91	69.47 %
	Write Ins	1	0.76 %
	Total	92	
	Under Votes	39	29.77 %
	Over Votes	0	0.00 %
	Total Votes Cast	131	

036 PRECINCT 118			
	PETER M. TARZIAN	148	72.20 %
	Write Ins	0	0.00 %
	Total	148	
	Under Votes	57	27.80 %
	Over Votes	0	0.00 %
	Total Votes Cast	205	

040 PRECINCT 122			
	PETER M. TARZIAN	100	59.52 %
	Write Ins	1	0.60 %
	Total	101	
	Under Votes	66	39.29 %
	Over Votes	1	0.60 %
	Total Votes Cast	168	

042 PRECINCT 124			
	PETER M. TARZIAN	182	69.47 %
	Write Ins	3	1.15 %
	Total	185	
	Under Votes	76	29.01 %
	Over Votes	1	0.38 %
	Total Votes Cast	262	

046 PRECINCT 128			
	PETER M. TARZIAN	159	60.92 %
	Write Ins	1	0.38 %

SPECIAL ELECTION

03/09/99

Benton County, OR

03/18/99 2:29:32PM Page: 4

Race Name

LINN-BENTON-LINCOLN E.S.D. ZONE 3

Precinct	Candidate	Votes	Percent
	Total	160	
	Under Votes	101	38.70 %
	Over Votes	0	0.00 %
	Total Votes Cast	261	

051 PRECINCT 134			
	PETER M. TARZIAN	10	83.33 %
	Write Ins	0	0.00 %
	Total	10	
	Under Votes	2	16.67 %
	Over Votes	0	0.00 %
	Total Votes Cast	12	

052 PRECINCT 135			
	PETER M. TARZIAN	59	73.75 %
	Write Ins	0	0.00 %
	Total	59	
	Under Votes	21	26.25 %
	Over Votes	0	0.00 %
	Total Votes Cast	80	

056 PRECINCT 139			
	PETER M. TARZIAN	114	73.08 %
	Write Ins	3	1.92 %
	Total	117	
	Under Votes	39	25.00 %
	Over Votes	0	0.00 %
	Total Votes Cast	156	

059 PRECINCT 142			
	PETER M. TARZIAN	165	60.22 %
	Write Ins	1	0.36 %
	Total	166	
	Under Votes	108	39.42 %
	Over Votes	0	0.00 %
	Total Votes Cast	274	

060 PRECINCT 143			
	PETER M. TARZIAN	7	70.00 %
	Write Ins	1	10.00 %
	Total	8	
	Under Votes	2	20.00 %
	Over Votes	0	0.00 %
	Total Votes Cast	10	

061 PRECINCT 144			
	PETER M. TARZIAN	150	72.46 %
	Write Ins	2	0.97 %
	Total	152	
	Under Votes	55	26.57 %
	Over Votes	0	0.00 %
	Total Votes Cast	207	

065 PRECINCT 148			
	PETER M. TARZIAN	104	67.10 %
	Write Ins	1	0.65 %

SPECIAL ELECTION

03/09/99

Benton County, OR

03/18/99 2:29:32PM Page: 5

Race Name

LINN-BENTON-LINCOLN E.S.D. ZONE 3

inct	Candidate	Votes	Percent
	Total	105	
	Under Votes	50	32.26 %
	Over Votes	0	0.00 %
	Total Votes Cast	155	

069 PRECINCT 152			
	PETER M. TARZIAN	97	59.51 %
	Write Ins	1	0.61 %
	Total	98	
	Under Votes	65	39.88 %
	Over Votes	0	0.00 %
	Total Votes Cast	163	

072 PRECINCT 155			
	PETER M. TARZIAN	4	66.67 %
	Write Ins	0	0.00 %
	Total	4	
	Under Votes	2	33.33 %
	Over Votes	0	0.00 %
	Total Votes Cast	6	

074 PRECINCT 157			
	PETER M. TARZIAN	24	64.86 %
	Write Ins	0	0.00 %
	Total	24	
	Under Votes	13	35.14 %
	Over Votes	0	0.00 %
	Total Votes Cast	37	

075 PRECINCT 158			
	PETER M. TARZIAN	116	69.88 %
	Write Ins	0	0.00 %
	Total	116	
	Under Votes	50	30.12 %
	Over Votes	0	0.00 %
	Total Votes Cast	166	

076 PRECINCT 159			
	PETER M. TARZIAN	28	80.00 %
	Write Ins	0	0.00 %
	Total	28	
	Under Votes	7	20.00 %
	Over Votes	0	0.00 %
	Total Votes Cast	35	

077 PRECINCT 160			
	PETER M. TARZIAN	10	71.43 %
	Write Ins	0	0.00 %
	Total	10	
	Under Votes	4	28.57 %
	Over Votes	0	0.00 %
	Total Votes Cast	14	

079 PRECINCT 163			
	PETER M. TARZIAN	4	100.00 %
	Write Ins	0	0.00 %

SPECIAL ELECTION

03/09/99

Benton County, OR

03/18/99 2:29:32PM Page: 6

Race Name LINN-BENTON-LINCOLN E.S.D. ZONE 3

Precinct	Candidate	Votes	Percent
	Total	4	
	Under Votes	0	0.00 %
	Over Votes	0	0.00 %
	Total Votes Cast	4	
<hr/>			
080 PRECINCT 164			
	PETER M. TARZIAN	164	78.10 %
	Write Ins	3	1.43 %
	Total	167	
	Under Votes	43	20.48 %
	Over Votes	0	0.00 %
	Total Votes Cast	210	
<hr/>			
081 PRECINCT 165			
	PETER M. TARZIAN	189	79.41 %
	Write Ins	7	2.94 %
	Total	196	
	Under Votes	41	17.23 %
	Over Votes	1	0.42 %
	Total Votes Cast	238	
<hr/>			
082 PRECINCT 166			
	PETER M. TARZIAN	206	75.74 %
	Write Ins	2	0.74 %
	Total	208	
	Under Votes	64	23.53 %
	Over Votes	0	0.00 %
	Total Votes Cast	272	
<hr/>			
083 PRECINCT 167			
	PETER M. TARZIAN	87	64.44 %
	Write Ins	2	1.48 %
	Total	89	
	Under Votes	46	34.07 %
	Over Votes	0	0.00 %
	Total Votes Cast	135	
<hr/>			
084 PRECINCT 168			
	PETER M. TARZIAN	158	69.60 %
	Write Ins	0	0.00 %
	Total	158	
	Under Votes	69	30.40 %
	Over Votes	0	0.00 %
	Total Votes Cast	227	

Precincts Reporting

Total Precincts

Percent Completed

85

85

100.00 %

Willamette Regional ESD

SPECIAL ELECTION

03/09/99

Benton County, OR

1/99 2:07:43PM Page: 1

Precinct Name 047 PRECINCT 130

Race	Candidate	Votes	Percent
WILLAMETTE REGIONAL E.S.D. ZONE 4			
	FRANK W. PENDER, JR.	4	50.00 %
	DONALD L. CURREY	2	25.00 %
	Write Ins	0	0.00 %
	Total	6	
	Under Votes	2	25.00 %
	Over Votes	0	0.00 %
	Total Votes Cast	8	
WILLAMETTE REGIONAL E.S.D. #1 AT LARGE			
	VICKIE TOTTEN	6	75.00 %
	Write Ins	0	0.00 %
	Total	6	
	Under Votes	2	25.00 %
	Over Votes	0	0.00 %
	Total Votes Cast	8	

Precincts Reporting

Total Precincts

Percent Completed

85

85

100.00 %

Lane Community College

SPECIAL ELECTION

03/09/99

Benton County, OR

03 99 2:26:51PM Page: 1

Race Name

LANE COMM. COLLEGE ZONE 2

Precinct	Candidate	Votes	Percent
057 PRECINCT 140			
	ROBERT L. ACKERMAN	59	30.41 %
	JOHN T. HAMILTON	54	27.84 %
	Write Ins	2	1.03 %
	Total	115	
	Under Votes	79	40.72 %
	Over Votes	0	0.00 %
	Total Votes Cast	194	

SPECIAL ELECTION

03/09/99

Benton County, OR

03/18/99 2:26:51PM Page: 2

Race Name LANE COMM. COLLEGE ZONE 3

Precinct	Candidate	Votes	Percent
057 PRECINCT 140	JAMES W. BRITT	41	21.13 %
	RALPH A. WHEELER	72	37.11 %
	Write Ins	2	1.03 %
	Total	115	
	Under Votes	79	40.72 %
	Over Votes	0	0.00 %
	Total Votes Cast	194	

SPECIAL ELECTION

03/09/99

Benton County, OR

03/18/99 2:26:51PM Page: 3

Race Name LANE COMM. COLLEGE ZONE 5

Precinct	Candidate	Votes	Percent
057 PRECINCT 140	GEORGE R. ALVERGUE	41	21.13 %
	ALAN CONTRERAS	63	32.47 %
	Write Ins	2	1.03 %
	Total	106	
	Under Votes	88	45.36 %
	Over Votes	0	0.00 %
	Total Votes Cast	194	

SPECIAL ELECTION

03/09/99

Benton County, OR

03/18/99 2:26:51PM Page: 4

Race Name

LANE COMM. COLLEGE AT LARGE P6

Precinct	Candidate	Votes	Percent
057 PRECINCT 140			
	ROGER HALL	93	47.94 %
	Write Ins	2	1.03 %
	Total	95	
	Under Votes	99	51.03 %
	Over Votes	0	0.00 %
	Total Votes Cast	194	

SPECIAL ELECTION

03/09/99

Benton County, OR

03/18/99 2:26:51PM Page: 5

Race Name LANE COMM. COLLEGE AT LARGE P7

Precinct	Candidate	Votes	Percent
057 PRECINCT 140	ADELL MCMILLAN	52	26.80 %
	MICHAEL ROSE	54	27.84 %
	Write Ins	2	1.03 %
	Total	108	
	Under Votes	85	43.81 %
	Over Votes	1	0.52 %
	Total Votes Cast	194	

85

85

100.00 %

Linn Benton Community College Zone 2~~3~~

SPECIAL ELECTION

03/09/99

Benton County, OR

3/99 2:28:17PM Page: 1

Race Name

LINN-BENTON COMM. COLLEGE ZONE 2-3

Precinct	Candidate	Votes	Percent
051 PRECINCT 134			
	JOSEPH NOVAK	7	58.33 %
	CAROLE JOHNSON	3	25.00 %
	GERRY CONNER	2	16.67 %
	Write Ins	0	0.00 %
	Total	12	
	Under Votes	0	0.00 %
	Over Votes	0	0.00 %
	Total Votes Cast	12	
052 PRECINCT 135			
	JOSEPH NOVAK	56	70.00 %
	CAROLE JOHNSON	6	7.50 %
	GERRY CONNER	9	11.25 %
	Write Ins	0	0.00 %
	Total	71	
	Under Votes	9	11.25 %
	Over Votes	0	0.00 %
	Total Votes Cast	80	
060 PRECINCT 143			
	JOSEPH NOVAK	5	50.00 %
	CAROLE JOHNSON	3	30.00 %
	GERRY CONNER	2	20.00 %
	Write Ins	0	0.00 %
	Total	10	
	Under Votes	0	0.00 %
	Over Votes	0	0.00 %
	Total Votes Cast	10	
061 PRECINCT 144			
	JOSEPH NOVAK	155	74.88 %
	CAROLE JOHNSON	20	9.66 %
	GERRY CONNER	14	6.76 %
	Write Ins	0	0.00 %
	Total	189	
	Under Votes	16	7.73 %
	Over Votes	2	0.97 %
	Total Votes Cast	207	
077 PRECINCT 160			
	JOSEPH NOVAK	4	28.57 %
	CAROLE JOHNSON	6	42.86 %
	GERRY CONNER	2	14.29 %
	Write Ins	0	0.00 %
	Total	12	
	Under Votes	2	14.29 %
	Over Votes	0	0.00 %
	Total Votes Cast	14	
079 PRECINCT 163			
	JOSEPH NOVAK	3	75.00 %

SPECIAL ELECTION

03/09/99

Benton County, OR

03/18/99 2:28:17PM Page: 2

Race Name

LINN-BENTON COMM. COLLEGE ZONE 2-3

Precinct	Candidate	Votes	Percent
	CAROLE JOHNSON	1	25.00 %
	GERRY CONNER	0	0.00 %
	Write Ins	0	0.00 %
	Total	4	
	Under Votes	0	0.00 %
	Over Votes	0	0.00 %
	Total Votes Cast	4	

080 PRECINCT 164

	JOSEPH NOVAK	141	67.14 %
	CAROLE JOHNSON	35	16.67 %
	GERRY CONNER	20	9.52 %
	Write Ins	2	0.95 %
	Total	198	
	Under Votes	11	5.24 %
	Over Votes	1	0.48 %
	Total Votes Cast	210	

081 PRECINCT 165

	JOSEPH NOVAK	159	66.81 %
	CAROLE JOHNSON	34	14.29 %
	GERRY CONNER	32	13.45 %
	Write Ins	1	0.42 %
	Total	226	
	Under Votes	12	5.04 %
	Over Votes	0	0.00 %
	Total Votes Cast	238	

082 PRECINCT 166

	JOSEPH NOVAK	177	65.07 %
	CAROLE JOHNSON	42	15.44 %
	GERRY CONNER	34	12.50 %
	Write Ins	0	0.00 %
	Total	253	
	Under Votes	19	6.99 %
	Over Votes	0	0.00 %
	Total Votes Cast	272	

85

85

100.00 %

Linn Benton Community College Zone 6/7

SPECIAL ELECTION

03/09/99

Benton County, OR

03/09/99 2:29:14PM Page: 1

Race Name

LINN-BENTON COMM. COLLEGE ZONE 6/7 (B)

Precinct	Candidate	Votes	Percent
001 PRECINCT 82			
	DOUGLAS C. SWEETLAND	17	22.67 %
	BARBARA B. BOUDREAUX	43	57.33 %
	Write Ins	0	0.00 %
	Total	60	
	Under Votes	14	18.67 %
	Over Votes	1	1.33 %
	Total Votes Cast	75	
002 PRECINCT 83			
	DOUGLAS C. SWEETLAND	16	29.09 %
	BARBARA B. BOUDREAUX	30	54.55 %
	Write Ins	1	1.82 %
	Total	47	
	Under Votes	8	14.55 %
	Over Votes	0	0.00 %
	Total Votes Cast	55	
003 PRECINCT 84			
	DOUGLAS C. SWEETLAND	65	43.92 %
	BARBARA B. BOUDREAUX	73	49.32 %
	Write Ins	1	0.68 %
	Total	139	
	Under Votes	9	6.08 %
	Over Votes	0	0.00 %
	Total Votes Cast	148	
004 PRECINCT 85			
	DOUGLAS C. SWEETLAND	44	47.83 %
	BARBARA B. BOUDREAUX	40	43.48 %
	Write Ins	2	2.17 %
	Total	86	
	Under Votes	6	6.52 %
	Over Votes	0	0.00 %
	Total Votes Cast	92	
005 PRECINCT 86			
	DOUGLAS C. SWEETLAND	61	42.36 %
	BARBARA B. BOUDREAUX	71	49.31 %
	Write Ins	0	0.00 %
	Total	132	
	Under Votes	12	8.33 %
	Over Votes	0	0.00 %
	Total Votes Cast	144	
006 PRECINCT 87			
	DOUGLAS C. SWEETLAND	122	46.39 %
	BARBARA B. BOUDREAUX	109	41.44 %
	Write Ins	2	0.76 %
	Total	233	
	Under Votes	30	11.41 %
	Over Votes	0	0.00 %

SPECIAL ELECTION

03/09/99

Benton County, OR

03/18/99 2:29:14PM Page: 2

Race Name LINN-BENTON COMM. COLLEGE ZONE 6/7 (B)

Precinct	Candidate	Votes	Percent
		Total Votes Cast	263
007 PRECINCT 88	DOUGLAS C. SWEETLAND	56	37.58 %
	BARBARA B. BOUDREAUX	74	49.66 %
	Write Ins	3	2.01 %
	Total	133	
	Under Votes	16	10.74 %
	Over Votes	0	0.00 %
	Total Votes Cast	149	
008 PRECINCT 89	DOUGLAS C. SWEETLAND	51	39.53 %
	BARBARA B. BOUDREAUX	60	46.51 %
	Write Ins	0	0.00 %
	Total	111	
	Under Votes	18	13.95 %
	Over Votes	0	0.00 %
	Total Votes Cast	129	
009 PRECINCT 91	DOUGLAS C. SWEETLAND	4	66.67 %
	BARBARA B. BOUDREAUX	2	33.33 %
	Write Ins	0	0.00 %
	Total	6	
	Under Votes	0	0.00 %
	Over Votes	0	0.00 %
	Total Votes Cast	6	
010 PRECINCT 92	DOUGLAS C. SWEETLAND	105	40.38 %
	BARBARA B. BOUDREAUX	132	50.77 %
	Write Ins	1	0.38 %
	Total	238	
	Under Votes	22	8.46 %
	Over Votes	0	0.00 %
	Total Votes Cast	260	
011 PRECINCT 93	DOUGLAS C. SWEETLAND	32	41.03 %
	BARBARA B. BOUDREAUX	40	51.28 %
	Write Ins	0	0.00 %
	Total	72	
	Under Votes	6	7.69 %
	Over Votes	0	0.00 %
	Total Votes Cast	78	
012 PRECINCT 94	DOUGLAS C. SWEETLAND	132	38.60 %
	BARBARA B. BOUDREAUX	163	47.66 %
	Write Ins	1	0.29 %
	Total	296	
	Under Votes	46	13.45 %
	Over Votes	0	0.00 %
	Total Votes Cast	342	

SPECIAL ELECTION

03/09/99

Benton County, OR

03/18/99 2:29:14PM Page: 3

Race Name	LINN-BENTON COMM. COLLEGE ZONE 6/7 (B)
-----------	--

Precinct	Candidate	Votes	Percent
013 PRECINCT 95			
	DOUGLAS C. SWEETLAND	2	100.00 %
	BARBARA B. BOUDREAUX	0	0.00 %
	Write Ins	0	0.00 %
	Total	2	
	Under Votes	0	0.00 %
	Over Votes	0	0.00 %
	Total Votes Cast	2	
014 PRECINCT 96			
	DOUGLAS C. SWEETLAND	81	37.50 %
	BARBARA B. BOUDREAUX	88	40.74 %
	Write Ins	0	0.00 %
	Total	169	
	Under Votes	45	20.83 %
	Over Votes	2	0.93 %
	Total Votes Cast	216	
015 PRECINCT 97			
	DOUGLAS C. SWEETLAND	115	39.52 %
	BARBARA B. BOUDREAUX	148	50.86 %
	Write Ins	1	0.34 %
	Total	264	
	Under Votes	27	9.28 %
	Over Votes	0	0.00 %
	Total Votes Cast	291	
016 PRECINCT 98			
	DOUGLAS C. SWEETLAND	82	39.05 %
	BARBARA B. BOUDREAUX	95	45.24 %
	Write Ins	1	0.48 %
	Total	178	
	Under Votes	31	14.76 %
	Over Votes	1	0.48 %
	Total Votes Cast	210	
017 PRECINCT 99			
	DOUGLAS C. SWEETLAND	62	37.80 %
	BARBARA B. BOUDREAUX	83	50.61 %
	Write Ins	0	0.00 %
	Total	145	
	Under Votes	17	10.37 %
	Over Votes	2	1.22 %
	Total Votes Cast	164	
018 PRECINCT 100			
	DOUGLAS C. SWEETLAND	27	30.34 %
	BARBARA B. BOUDREAUX	49	55.06 %
	Write Ins	1	1.12 %
	Total	77	
	Under Votes	12	13.48 %
	Over Votes	0	0.00 %
	Total Votes Cast	89	
019 PRECINCT 101			

SPECIAL ELECTION

03/09/99

Benton County, OR

03/18/99 2:29:14PM Page: 4

Race Name

LINN-BENTON COMM. COLLEGE ZONE 6/7 (B)

Precinct	Candidate	Votes	Percent
	DOUGLAS C. SWEETLAND	33	27.27 %
	BARBARA B. BOUDREAUX	80	66.12 %
	Write Ins	1	0.83 %
	Total	114	
	Under Votes	7	5.79 %
	Over Votes	0	0.00 %
	Total Votes Cast	121	

020 PRECINCT 102

DOUGLAS C. SWEETLAND	31	44.29 %
BARBARA B. BOUDREAUX	31	44.29 %
Write Ins	0	0.00 %
Total	62	
Under Votes	8	11.43 %
Over Votes	0	0.00 %
Total Votes Cast	70	

021 PRECINCT 103

DOUGLAS C. SWEETLAND	2	22.22 %
BARBARA B. BOUDREAUX	5	55.56 %
Write Ins	0	0.00 %
Total	7	
Under Votes	2	22.22 %
Over Votes	0	0.00 %
Total Votes Cast	9	

022 PRECINCT 104

DOUGLAS C. SWEETLAND	12	27.27 %
BARBARA B. BOUDREAUX	27	61.36 %
Write Ins	0	0.00 %
Total	39	
Under Votes	5	11.36 %
Over Votes	0	0.00 %
Total Votes Cast	44	

023 PRECINCT 105

DOUGLAS C. SWEETLAND	31	37.80 %
BARBARA B. BOUDREAUX	39	47.56 %
Write Ins	0	0.00 %
Total	70	
Under Votes	12	14.63 %
Over Votes	0	0.00 %
Total Votes Cast	82	

024 PRECINCT 106

DOUGLAS C. SWEETLAND	21	32.81 %
BARBARA B. BOUDREAUX	36	56.25 %
Write Ins	0	0.00 %
Total	57	
Under Votes	7	10.94 %
Over Votes	0	0.00 %
Total Votes Cast	64	

025 PRECINCT 107

DOUGLAS C. SWEETLAND	42	26.92 %
BARBARA B. BOUDREAUX	91	58.33 %

SPECIAL ELECTION

03/09/99

Benton County, OR

03/18/99 2:29:14PM Page: 5

Race Name	LINN-BENTON COMM. COLLEGE ZONE 6/7 (B)
------------------	--

Precinct	Candidate	Votes	Percent
	Write Ins	0	0.00 %
	Total	133	
	Under Votes	22	14.10 %
	Over Votes	1	0.64 %
	Total Votes Cast	156	

026 PRECINCT 108			
	DOUGLAS C. SWEETLAND	95	46.34 %
	BARBARA B. BOUDREAUX	93	45.37 %
	Write Ins	1	0.49 %
	Total	189	
	Under Votes	16	7.80 %
	Over Votes	0	0.00 %
	Total Votes Cast	205	

027 PRECINCT 109			
	DOUGLAS C. SWEETLAND	71	43.56 %
	BARBARA B. BOUDREAUX	79	48.47 %
	Write Ins	0	0.00 %
	Total	150	
	Under Votes	13	7.98 %
	Over Votes	0	0.00 %
	Total Votes Cast	163	

028 PRECINCT 110			
	DOUGLAS C. SWEETLAND	26	30.23 %
	BARBARA B. BOUDREAUX	44	51.16 %
	Write Ins	0	0.00 %
	Total	70	
	Under Votes	16	18.60 %
	Over Votes	0	0.00 %
	Total Votes Cast	86	

029 PRECINCT 111			
	DOUGLAS C. SWEETLAND	59	32.96 %
	BARBARA B. BOUDREAUX	98	54.75 %
	Write Ins	1	0.56 %
	Total	158	
	Under Votes	21	11.73 %
	Over Votes	0	0.00 %
	Total Votes Cast	179	

030 PRECINCT 112			
	DOUGLAS C. SWEETLAND	15	28.85 %
	BARBARA B. BOUDREAUX	32	61.54 %
	Write Ins	0	0.00 %
	Total	47	
	Under Votes	5	9.62 %
	Over Votes	0	0.00 %
	Total Votes Cast	52	

031 PRECINCT 113			
	DOUGLAS C. SWEETLAND	72	33.96 %
	BARBARA B. BOUDREAUX	118	55.66 %
	Write Ins	0	0.00 %
	Total	190	

SPECIAL ELECTION

03/09/99

Benton County, OR

03/18/99 2:29:14PM Page: 6

Race Name

LINN-BENTON COMM. COLLEGE ZONE 6/7 (B)

Precinct	Candidate	Votes	Percent
	Under Votes	22	10.38 %
	Over Votes	0	0.00 %
	Total Votes Cast	212	

032 PRECINCT 114			
	DOUGLAS C. SWEETLAND	71	33.49 %
	BARBARA B. BOUDREAUX	114	53.77 %
	Write Ins	1	0.47 %
	Total	186	
	Under Votes	26	12.26 %
	Over Votes	0	0.00 %
	Total Votes Cast	212	

033 PRECINCT 115			
	DOUGLAS C. SWEETLAND	127	40.84 %
	BARBARA B. BOUDREAUX	151	48.55 %
	Write Ins	2	0.64 %
	Total	280	
	Under Votes	31	9.97 %
	Over Votes	0	0.00 %
	Total Votes Cast	311	

034 PRECINCT 116			
	DOUGLAS C. SWEETLAND	24	32.00 %
	BARBARA B. BOUDREAUX	41	54.67 %
	Write Ins	2	2.67 %
	Total	67	
	Under Votes	8	10.67 %
	Over Votes	0	0.00 %
	Total Votes Cast	75	

035 PRECINCT 117			
	DOUGLAS C. SWEETLAND	52	39.69 %
	BARBARA B. BOUDREAUX	58	44.27 %
	Write Ins	0	0.00 %
	Total	110	
	Under Votes	21	16.03 %
	Over Votes	0	0.00 %
	Total Votes Cast	131	

036 PRECINCT 118			
	DOUGLAS C. SWEETLAND	79	38.54 %
	BARBARA B. BOUDREAUX	104	50.73 %
	Write Ins	0	0.00 %
	Total	183	
	Under Votes	21	10.24 %
	Over Votes	1	0.49 %
	Total Votes Cast	205	

037 PRECINCT 119			
	DOUGLAS C. SWEETLAND	9	21.95 %
	BARBARA B. BOUDREAUX	23	56.10 %
	Write Ins	1	2.44 %
	Total	33	
	Under Votes	8	19.51 %
	Over Votes	0	0.00 %

SPECIAL ELECTION

03/09/99

Benton County, OR

03/18/99 2:29:14PM Page: 7

Race Name

LINN-BENTON COMM. COLLEGE ZONE 6/7 (B)

Precinct	Candidate	Votes	Percent
		Total Votes Cast	41

038 PRECINCT 120			
	DOUGLAS C. SWEETLAND	45	23.94 %
	BARBARA B. BOUDREAUX	118	62.77 %
	Write Ins	1	0.53 %
	Total	164	
	Under Votes	24	12.77 %
	Over Votes	0	0.00 %
	Total Votes Cast	188	

039 PRECINCT 121			
	DOUGLAS C. SWEETLAND	27	44.26 %
	BARBARA B. BOUDREAUX	29	47.54 %
	Write Ins	0	0.00 %
	Total	56	
	Under Votes	5	8.20 %
	Over Votes	0	0.00 %
	Total Votes Cast	61	

040 PRECINCT 122			
	DOUGLAS C. SWEETLAND	60	35.71 %
	BARBARA B. BOUDREAUX	84	50.00 %
	Write Ins	1	0.60 %
	Total	145	
	Under Votes	23	13.69 %
	Over Votes	0	0.00 %
	Total Votes Cast	168	

041 PRECINCT 123			
	DOUGLAS C. SWEETLAND	20	28.99 %
	BARBARA B. BOUDREAUX	39	56.52 %
	Write Ins	2	2.90 %
	Total	61	
	Under Votes	8	11.59 %
	Over Votes	0	0.00 %
	Total Votes Cast	69	

042 PRECINCT 124			
	DOUGLAS C. SWEETLAND	102	38.93 %
	BARBARA B. BOUDREAUX	124	47.33 %
	Write Ins	1	0.38 %
	Total	227	
	Under Votes	34	12.98 %
	Over Votes	1	0.38 %
	Total Votes Cast	262	

043 PRECINCT 125			
	DOUGLAS C. SWEETLAND	37	27.01 %
	BARBARA B. BOUDREAUX	83	60.58 %
	Write Ins	0	0.00 %
	Total	120	
	Under Votes	17	12.41 %
	Over Votes	0	0.00 %
	Total Votes Cast	137	

SPECIAL ELECTION

03/09/99

Benton County, OR

03/18/99 2:29:14PM Page: 8

Race Name

LINN-BENTON COMM. COLLEGE ZONE 6/7 (B)

Precinct	Candidate	Votes	Percent
044 PRECINCT 126			
	DOUGLAS C. SWEETLAND	40	32.00 %
	BARBARA B. BOUDREAUX	73	58.40 %
	Write Ins	2	1.60 %
	Total	115	
	Under Votes	10	8.00 %
	Over Votes	0	0.00 %
	Total Votes Cast	125	
045 PRECINCT 127			
	DOUGLAS C. SWEETLAND	21	32.31 %
	BARBARA B. BOUDREAUX	34	52.31 %
	Write Ins	0	0.00 %
	Total	55	
	Under Votes	10	15.38 %
	Over Votes	0	0.00 %
	Total Votes Cast	65	
046 PRECINCT 128			
	DOUGLAS C. SWEETLAND	111	42.53 %
	BARBARA B. BOUDREAUX	108	41.38 %
	Write Ins	0	0.00 %
	Total	219	
	Under Votes	42	16.09 %
	Over Votes	0	0.00 %
	Total Votes Cast	261	

Precincts Reporting

Total Precincts

Percent Completed

85

85

100.00 %

Alsea School District 7J

SPECIAL ELECTION

03/09/99

Benton County, OR

3/99 10:22:45AM Page: 1

Precinct Name 054 PRECINCT 137

Race	Candidate	Votes	Percent
ALSEA SCHOOL DIST. #7J P3			
	BINKY HENDRIX	225	86.87 %
	Write Ins	3	1.16 %
	Total	228	
	Under Votes	31	11.97 %
	Over Votes	0	0.00 %
	Total Votes Cast	259	
ALSEA SCHOOL DIST. #7J P4			
	ROGAN K. (ROCKY) SAPP	219	84.56 %
	Write Ins	7	2.70 %
	Total	226	
	Under Votes	33	12.74 %
	Over Votes	0	0.00 %
	Total Votes Cast	259	
ALSEA SCHOOL DIST. #7J P5			
	BOBBIE O'CONNELL	234	90.35 %
	Write Ins	1	0.39 %
	Total	235	
	Under Votes	24	9.27 %
	Over Votes	0	0.00 %
	Total Votes Cast	259	

ALSEA SCHOOL DIST 7, POS 3

Page Number 81.001.001

REGISTERED VOTERS	TURNOUT	TURNOUT PERCENTAGE	ALSEA SCHOOL DIST #7
-------------------	---------	--------------------	----------------------


EAST MAPLETON	890	209	23.4%	3
---------------	-----	-----	-------	---

**** TOTALS ****	890	209	23.4%	3
------------------	-----	-----	-------	---

I certify that the votes recorded on this March 9, 1999 Special Election abstract correction summarize the votes cast for this contest/measure.

Dated this 19th day of March, 1999.

Annette K. Newingham
Chief Deputy County Clerk



ALSEA SCHOOL DIST 7, POS 4

Page Number 82.001.001

REGISTERED VOTERS	TURNOUT	TURNOUT PERCENTAGE	ROGAN SCHOOL DIST #7
-------------------	---------	--------------------	----------------------

EAST MAPLETON	890	209	23.4%	3
---------------	-----	-----	-------	---


**** TOTALS ****	890	209	23.4%	3
------------------	-----	-----	-------	---

I certify that the votes recorded on this March 9, 1999 Special Election abstract correction summarize the votes cast for this contest/measure.

Dated this 19th day of March, 1999.

Annette K. Newingham


Annette K. Newingham
Chief Deputy County Clerk




ALSEA SCHOOL DIST 7, POS 5				
Page Number	83.001.001	REGISTERED VOTERS	TURNOUT PERCENTAGE	ALBIE O'CONNELL SCHOOL DIST #7
EAST MAPLETON	890	209	23.4%	3
**** TOTALS ****	890	209	23.4%	3

I certify that the votes recorded on this March 9, 1999 Special Election abstract correction summarize the votes cast for this contest/measure.

Dated this 19th day of March, 1999.



Annette K. Newingham
Chief Deputy County Clerk



Precincts Reporting

Total Precincts

Percent Completed

85

85

100.00 %

Corvallis School District 509J

SPECIAL ELECTION

03/09/99

Benton County, OR

7/99 11:03:01AM Page: 1

Precinct Name 001 PRECINCT 82

Race	Candidate	Votes	Percent
CORVALLIS SCHOOL DIST. #509J P2			
	ROBERT T. JOHNSON	54	72.00 %
	Write Ins	3	4.00 %
	Total	57	
	Under Votes	18	24.00 %
	Over Votes	0	0.00 %
	Total Votes Cast	75	
CORVALLIS SCHOOL DIST. #509J P3			
	JAY DIXON	52	69.33 %
	Write Ins	0	0.00 %
	Total	52	
	Under Votes	23	30.67 %
	Over Votes	0	0.00 %
	Total Votes Cast	75	
CORVALLIS SCHOOL DIST. #509J P6			
	GILBERT SMITH	12	16.00 %
	ROBERT BALDWIN	59	78.67 %
	Write Ins	0	0.00 %
	Total	71	
	Under Votes	4	5.33 %
	Over Votes	0	0.00 %
	Total Votes Cast	75	
CORVALLIS SCHOOL DIST. #509J P7			
	JOHN FRIDAY	60	80.00 %
	Write Ins	0	0.00 %
	Total	60	
	Under Votes	15	20.00 %
	Over Votes	0	0.00 %
	Total Votes Cast	75	

SPECIAL ELECTION

03/09/99

Benton County, OR

03/16/99 11:03:01AM Page: 2

Precinct Name 002 PRECINCT 83

Candidate	Votes	Percent
CORVALLIS SCHOOL DIST. #509J P2		
ROBERT T. JOHNSON	39	70.91 %
Write Ins	2	3.64 %
Total	41	
Under Votes	14	25.45 %
Over Votes	0	0.00 %
Total Votes Cast	55	
CORVALLIS SCHOOL DIST. #509J P3		
JAY DIXON	38	69.09 %
Write Ins	1	1.82 %
Total	39	
Under Votes	16	29.09 %
Over Votes	0	0.00 %
Total Votes Cast	55	
CORVALLIS SCHOOL DIST. #509J P6		
GILBERT SMITH	10	18.18 %
ROBERT BALDWIN	39	70.91 %
Write Ins	1	1.82 %
Total	50	
Under Votes	5	9.09 %
Over Votes	0	0.00 %
Total Votes Cast	55	
CORVALLIS SCHOOL DIST. #509J P7		
JOHN FRIDAY	39	70.91 %
Write Ins	1	1.82 %
Total	40	
Under Votes	15	27.27 %
Over Votes	0	0.00 %
Total Votes Cast	55	

SPECIAL ELECTION

03/09/99

Benton County, OR

03/16/99 11:03:01AM Page: 3

Precinct Name 003 PRECINCT 84

Candidate	Votes	Percent
CORVALLIS SCHOOL DIST. #509J P2		
ROBERT T. JOHNSON	116	78.38 %
Write Ins	2	1.35 %
Total	118	
Under Votes	28	18.92 %
Over Votes	2	1.35 %
Total Votes Cast	148	
CORVALLIS SCHOOL DIST. #509J P3		
JAY DIXON	117	79.05 %
Write Ins	2	1.35 %
Total	119	
Under Votes	28	18.92 %
Over Votes	1	0.68 %
Total Votes Cast	148	
CORVALLIS SCHOOL DIST. #509J P6		
GILBERT SMITH	37	25.00 %
ROBERT BALDWIN	97	65.54 %
Write Ins	2	1.35 %
Total	136	
Under Votes	11	7.43 %
Over Votes	1	0.68 %
Total Votes Cast	148	
CORVALLIS SCHOOL DIST. #509J P7		
JOHN FRIDAY	113	76.35 %
Write Ins	2	1.35 %
Total	115	
Under Votes	33	22.30 %
Over Votes	0	0.00 %
Total Votes Cast	148	

SPECIAL ELECTION

03/09/99

Benton County, OR

03/16/99 11:03:01AM Page: 4

Precinct Name 004 PRECINCT 85

Race	Candidate	Votes	Percent
CORVALLIS SCHOOL DIST. #509J P2			
	ROBERT T. JOHNSON	61	66.30 %
	Write Ins	3	3.26 %
	Total	64	
	Under Votes	28	30.43 %
	Over Votes	0	0.00 %
	Total Votes Cast	92	
CORVALLIS SCHOOL DIST. #509J P3			
	JAY DIXON	64	69.57 %
	Write Ins	2	2.17 %
	Total	66	
	Under Votes	26	28.26 %
	Over Votes	0	0.00 %
	Total Votes Cast	92	
CORVALLIS SCHOOL DIST. #509J P6			
	GILBERT SMITH	28	30.43 %
	ROBERT BALDWIN	56	60.87 %
	Write Ins	2	2.17 %
	Total	86	
	Under Votes	6	6.52 %
	Over Votes	0	0.00 %
	Total Votes Cast	92	
CORVALLIS SCHOOL DIST. #509J P7			
	JOHN FRIDAY	60	65.22 %
	Write Ins	2	2.17 %
	Total	62	
	Under Votes	30	32.61 %
	Over Votes	0	0.00 %
	Total Votes Cast	92	

SPECIAL ELECTION

03/09/99

Benton County, OR

03/16/99 11:03:01AM Page: 5

Precinct Name 005 PRECINCT 86

P	Candidate	Votes	Percent
CORVALLIS SCHOOL DIST. #509J P2			
	ROBERT T. JOHNSON	97	67.36 %
	Write Ins	1	0.69 %
	Total	98	
	Under Votes	46	31.94 %
	Over Votes	0	0.00 %
	Total Votes Cast	144	
CORVALLIS SCHOOL DIST. #509J P3			
	JAY DIXON	100	69.44 %
	Write Ins	0	0.00 %
	Total	100	
	Under Votes	44	30.56 %
	Over Votes	0	0.00 %
	Total Votes Cast	144	
CORVALLIS SCHOOL DIST. #509J P6			
	GILBERT SMITH	19	13.19 %
	ROBERT BALDWIN	114	79.17 %
	Write Ins	0	0.00 %
	Total	133	
	Under Votes	9	6.25 %
	Over Votes	2	1.39 %
	Total Votes Cast	144	
CORVALLIS SCHOOL DIST. #509J P7			
	JOHN FRIDAY	96	66.67 %
	Write Ins	0	0.00 %
	Total	96	
	Under Votes	48	33.33 %
	Over Votes	0	0.00 %
	Total Votes Cast	144	

SPECIAL ELECTION

03/09/99

Benton County, OR

03/16/99 11:03:01AM Page: 6

Precinct Name 006 PRECINCT 87

Candidate	Votes	Percent
CORVALLIS SCHOOL DIST. #509J P2		
ROBERT T. JOHNSON	181	68.82 %
Write Ins	2	0.76 %
Total	183	
Under Votes	79	30.04 %
Over Votes	1	0.38 %
Total Votes Cast	263	
CORVALLIS SCHOOL DIST. #509J P3		
JAY DIXON	179	68.06 %
Write Ins	3	1.14 %
Total	182	
Under Votes	81	30.80 %
Over Votes	0	0.00 %
Total Votes Cast	263	
CORVALLIS SCHOOL DIST. #509J P6		
GILBERT SMITH	66	25.10 %
ROBERT BALDWIN	188	71.48 %
Write Ins	1	0.38 %
Total	255	
Under Votes	8	3.04 %
Over Votes	0	0.00 %
Total Votes Cast	263	
CORVALLIS SCHOOL DIST. #509J P7		
JOHN FRIDAY	182	69.20 %
Write Ins	4	1.52 %
Total	186	
Under Votes	77	29.28 %
Over Votes	0	0.00 %
Total Votes Cast	263	

SPECIAL ELECTION

03/09/99

Benton County, OR

03/16/99 11:03:01AM Page: 7

Precinct Name 007 PRECINCT 88

Candidate	Votes	Percent
CORVALLIS SCHOOL DIST. #509J P2		
ROBERT T. JOHNSON	114	76.51 %
Write Ins	0	0.00 %
Total	114	
Under Votes	35	23.49 %
Over Votes	0	0.00 %
Total Votes Cast	149	
CORVALLIS SCHOOL DIST. #509J P3		
JAY DIXON	108	72.48 %
Write Ins	2	1.34 %
Total	110	
Under Votes	39	26.17 %
Over Votes	0	0.00 %
Total Votes Cast	149	
CORVALLIS SCHOOL DIST. #509J P6		
GILBERT SMITH	48	32.21 %
ROBERT BALDWIN	89	59.73 %
Write Ins	1	0.67 %
Total	138	
Under Votes	11	7.38 %
Over Votes	0	0.00 %
Total Votes Cast	149	
CORVALLIS SCHOOL DIST. #509J P7		
JOHN FRIDAY	112	75.17 %
Write Ins	2	1.34 %
Total	114	
Under Votes	35	23.49 %
Over Votes	0	0.00 %
Total Votes Cast	149	

SPECIAL ELECTION

03/09/99

Benton County, OR

03/16/99 11:03:01AM Page: 8

Precinct Name 008 PRECINCT 89

	Candidate	Votes	Percent
CORVALLIS SCHOOL DIST. #509J P2			
	ROBERT T. JOHNSON	86	66.67 %
	Write Ins	2	1.55 %
	Total	88	
	Under Votes	41	31.78 %
	Over Votes	0	0.00 %
	Total Votes Cast	129	
CORVALLIS SCHOOL DIST. #509J P3			
	JAY DIXON	87	67.44 %
	Write Ins	1	0.78 %
	Total	88	
	Under Votes	41	31.78 %
	Over Votes	0	0.00 %
	Total Votes Cast	129	
CORVALLIS SCHOOL DIST. #509J P6			
	GILBERT SMITH	16	12.40 %
	ROBERT BALDWIN	108	83.72 %
	Write Ins	0	0.00 %
	Total	124	
	Under Votes	5	3.88 %
	Over Votes	0	0.00 %
	Total Votes Cast	129	
CORVALLIS SCHOOL DIST. #509J P7			
	JOHN FRIDAY	86	66.67 %
	Write Ins	1	0.78 %
	Total	87	
	Under Votes	42	32.56 %
	Over Votes	0	0.00 %
	Total Votes Cast	129	

SPECIAL ELECTION

03/09/99

Benton County, OR

03/16/99 11:03:01AM Page: 9

Precinct Name 009 PRECINCT 91

Candidate	Votes	Percent
CORVALLIS SCHOOL DIST. #509J P2		
ROBERT T. JOHNSON	4	66.67 %
Write Ins	0	0.00 %
Total	4	
Under Votes	2	33.33 %
Over Votes	0	0.00 %
Total Votes Cast	6	
CORVALLIS SCHOOL DIST. #509J P3		
JAY DIXON	4	66.67 %
Write Ins	0	0.00 %
Total	4	
Under Votes	2	33.33 %
Over Votes	0	0.00 %
Total Votes Cast	6	
CORVALLIS SCHOOL DIST. #509J P6		
GILBERT SMITH	0	0.00 %
ROBERT BALDWIN	5	83.33 %
Write Ins	0	0.00 %
Total	5	
Under Votes	1	16.67 %
Over Votes	0	0.00 %
Total Votes Cast	6	
CORVALLIS SCHOOL DIST. #509J P7		
JOHN FRIDAY	3	50.00 %
Write Ins	0	0.00 %
Total	3	
Under Votes	3	50.00 %
Over Votes	0	0.00 %
Total Votes Cast	6	

SPECIAL ELECTION

03/09/99

Benton County, OR

03/16/99 11:03:01AM Page: 10

Precinct Name 010 PRECINCT 92

Candidate	Votes	Percent
CORVALLIS SCHOOL DIST. #509J P2		
ROBERT T. JOHNSON	201	77.31 %
Write Ins	1	0.38 %
Total	202	
Under Votes	57	21.92 %
Over Votes	1	0.38 %
Total Votes Cast	260	
CORVALLIS SCHOOL DIST. #509J P3		
JAY DIXON	203	78.08 %
Write Ins	1	0.38 %
Total	204	
Under Votes	56	21.54 %
Over Votes	0	0.00 %
Total Votes Cast	260	
CORVALLIS SCHOOL DIST. #509J P6		
GILBERT SMITH	62	23.85 %
ROBERT BALDWIN	185	71.15 %
Write Ins	0	0.00 %
Total	247	
Under Votes	13	5.00 %
Over Votes	0	0.00 %
Total Votes Cast	260	
CORVALLIS SCHOOL DIST. #509J P7		
JOHN FRIDAY	207	79.62 %
Write Ins	0	0.00 %
Total	207	
Under Votes	53	20.38 %
Over Votes	0	0.00 %
Total Votes Cast	260	

SPECIAL ELECTION

03/09/99

Benton County, OR

03/16/99 11:03:01AM Page: 11

Precinct Name 011 PRECINCT 93

Ballot	Candidate	Votes	Percent
CORVALLIS SCHOOL DIST. #509J P2			
	ROBERT T. JOHNSON	51	65.38 %
	Write Ins	0	0.00 %
	Total	51	
	Under Votes	27	34.62 %
	Over Votes	0	0.00 %
	Total Votes Cast	78	
CORVALLIS SCHOOL DIST. #509J P3			
	JAY DIXON	54	69.23 %
	Write Ins	0	0.00 %
	Total	54	
	Under Votes	24	30.77 %
	Over Votes	0	0.00 %
	Total Votes Cast	78	
CORVALLIS SCHOOL DIST. #509J P6			
	GILBERT SMITH	27	34.62 %
	ROBERT BALDWIN	40	51.28 %
	Write Ins	0	0.00 %
	Total	67	
	Under Votes	11	14.10 %
	Over Votes	0	0.00 %
	Total Votes Cast	78	
CORVALLIS SCHOOL DIST. #509J P7			
	JOHN FRIDAY	50	64.10 %
	Write Ins	0	0.00 %
	Total	50	
	Under Votes	28	35.90 %
	Over Votes	0	0.00 %
	Total Votes Cast	78	

SPECIAL ELECTION

03/09/99

Benton County, OR

03/16/99 11:03:01AM Page: 12

Precinct Name 012 PRECINCT 94

Race	Candidate	Votes	Percent
CORVALLIS SCHOOL DIST. #509J P2			
	ROBERT T. JOHNSON	247	72.22 %
	Write Ins	4	1.17 %
	Total	251	
	Under Votes	91	26.61 %
	Over Votes	0	0.00 %
	Total Votes Cast	342	
CORVALLIS SCHOOL DIST. #509J P3			
	JAY DIXON	249	72.81 %
	Write Ins	2	0.58 %
	Total	251	
	Under Votes	90	26.32 %
	Over Votes	1	0.29 %
	Total Votes Cast	342	
CORVALLIS SCHOOL DIST. #509J P6			
	GILBERT SMITH	77	22.51 %
	ROBERT BALDWIN	240	70.18 %
	Write Ins	0	0.00 %
	Total	317	
	Under Votes	25	7.31 %
	Over Votes	0	0.00 %
	Total Votes Cast	342	
CORVALLIS SCHOOL DIST. #509J P7			
	JOHN FRIDAY	238	69.59 %
	Write Ins	2	0.58 %
	Total	240	
	Under Votes	102	29.82 %
	Over Votes	0	0.00 %
	Total Votes Cast	342	

SPECIAL ELECTION

03/09/99

Benton County, OR

03/16/99 11:03:01AM Page: 13

Precinct Name 013 PRECINCT 95

Ballot	Candidate	Votes	Percent
CORVALLIS SCHOOL DIST. #509J P2			
	ROBERT T. JOHNSON	0	0.00 %
	Write Ins	0	0.00 %
	Total	0	
	Under Votes	2	100.00 %
	Over Votes	0	0.00 %
	Total Votes Cast	2	
CORVALLIS SCHOOL DIST. #509J P3			
	JAY DIXON	0	0.00 %
	Write Ins	0	0.00 %
	Total	0	
	Under Votes	2	100.00 %
	Over Votes	0	0.00 %
	Total Votes Cast	2	
CORVALLIS SCHOOL DIST. #509J P6			
	GILBERT SMITH	1	50.00 %
	ROBERT BALDWIN	1	50.00 %
	Write Ins	0	0.00 %
	Total	2	
	Under Votes	0	0.00 %
	Over Votes	0	0.00 %
	Total Votes Cast	2	
CORVALLIS SCHOOL DIST. #509J P7			
	JOHN FRIDAY	0	0.00 %
	Write Ins	0	0.00 %
	Total	0	
	Under Votes	2	100.00 %
	Over Votes	0	0.00 %
	Total Votes Cast	2	

SPECIAL ELECTION

03/09/99

Benton County, OR

03/16/99 11:03:01AM Page: 14

Precinct Name 014 PRECINCT 96

Candidate	Votes	Percent
CORVALLIS SCHOOL DIST. #509J P2		
ROBERT T. JOHNSON	139	64.35 %
Write Ins	8	3.70 %
Total	147	
Under Votes	69	31.94 %
Over Votes	0	0.00 %
Total Votes Cast	216	
CORVALLIS SCHOOL DIST. #509J P3		
JAY DIXON	141	65.28 %
Write Ins	0	0.00 %
Total	141	
Under Votes	74	34.26 %
Over Votes	1	0.46 %
Total Votes Cast	216	
CORVALLIS SCHOOL DIST. #509J P6		
GILBERT SMITH	26	12.04 %
ROBERT BALDWIN	175	81.02 %
Write Ins	0	0.00 %
Total	201	
Under Votes	13	6.02 %
Over Votes	2	0.93 %
Total Votes Cast	216	
CORVALLIS SCHOOL DIST. #509J P7		
JOHN FRIDAY	137	63.43 %
Write Ins	3	1.39 %
Total	140	
Under Votes	75	34.72 %
Over Votes	1	0.46 %
Total Votes Cast	216	

SPECIAL ELECTION

03/09/99

Benton County, OR

03/16/99 11:03:01AM Page: 15

Precinct Name 015 PRECINCT 97

Ballot	Candidate	Votes	Percent
CORVALLIS SCHOOL DIST. #509J P2			
	ROBERT T. JOHNSON	211	72.51 %
	Write Ins	3	1.03 %
	Total	214	
	Under Votes	76	26.12 %
	Over Votes	1	0.34 %
	Total Votes Cast	291	
CORVALLIS SCHOOL DIST. #509J P3			
	JAY DIXON	220	75.60 %
	Write Ins	2	0.69 %
	Total	222	
	Under Votes	69	23.71 %
	Over Votes	0	0.00 %
	Total Votes Cast	291	
CORVALLIS SCHOOL DIST. #509J P6			
	GILBERT SMITH	52	17.87 %
	ROBERT BALDWIN	230	79.04 %
	Write Ins	0	0.00 %
	Total	282	
	Under Votes	9	3.09 %
	Over Votes	0	0.00 %
	Total Votes Cast	291	
CORVALLIS SCHOOL DIST. #509J P7			
	JOHN FRIDAY	212	72.85 %
	Write Ins	1	0.34 %
	Total	213	
	Under Votes	78	26.80 %
	Over Votes	0	0.00 %
	Total Votes Cast	291	

SPECIAL ELECTION

03/09/99

Benton County, OR

03/16/99 11:03:01AM Page: 16

Precinct Name 016 PRECINCT 98

Ballot	Candidate	Votes	Percent
CORVALLIS SCHOOL DIST. #509J P2			
	ROBERT T. JOHNSON	141	67.14 %
	Write Ins	10	4.76 %
	Total	151	
	Under Votes	58	27.62 %
	Over Votes	1	0.48 %
	Total Votes Cast	210	
CORVALLIS SCHOOL DIST. #509J P3			
	JAY DIXON	151	71.90 %
	Write Ins	4	1.90 %
	Total	155	
	Under Votes	54	25.71 %
	Over Votes	1	0.48 %
	Total Votes Cast	210	
CORVALLIS SCHOOL DIST. #509J P6			
	GILBERT SMITH	23	10.95 %
	ROBERT BALDWIN	177	84.29 %
	Write Ins	0	0.00 %
	Total	200	
	Under Votes	10	4.76 %
	Over Votes	0	0.00 %
	Total Votes Cast	210	
CORVALLIS SCHOOL DIST. #509J P7			
	JOHN FRIDAY	151	71.90 %
	Write Ins	4	1.90 %
	Total	155	
	Under Votes	55	26.19 %
	Over Votes	0	0.00 %
	Total Votes Cast	210	

SPECIAL ELECTION

03/09/99

Benton County, OR

03/16/99 11:03:01AM Page: 17

Precinct Name 017 PRECINCT 99

Base	Candidate	Votes	Percent
CORVALLIS SCHOOL DIST. #509J P2			
	ROBERT T. JOHNSON	117	71.34 %
	Write Ins	2	1.22 %
	Total	119	
	Under Votes	45	27.44 %
	Over Votes	0	0.00 %
	Total Votes Cast	164	
CORVALLIS SCHOOL DIST. #509J P3			
	JAY DIXON	118	71.95 %
	Write Ins	1	0.61 %
	Total	119	
	Under Votes	45	27.44 %
	Over Votes	0	0.00 %
	Total Votes Cast	164	
CORVALLIS SCHOOL DIST. #509J P6			
	GILBERT SMITH	33	20.12 %
	ROBERT BALDWIN	120	73.17 %
	Write Ins	0	0.00 %
	Total	153	
	Under Votes	10	6.10 %
	Over Votes	1	0.61 %
	Total Votes Cast	164	
CORVALLIS SCHOOL DIST. #509J P7			
	JOHN FRIDAY	113	68.90 %
	Write Ins	1	0.61 %
	Total	114	
	Under Votes	50	30.49 %
	Over Votes	0	0.00 %
	Total Votes Cast	164	

SPECIAL ELECTION

03/09/99

Benton County, OR

03/16/99 11:03:01AM Page: 18

Precinct Name 018 PRECINCT 100

Candidate	Votes	Percent
CORVALLIS SCHOOL DIST. #509J P2		
ROBERT T. JOHNSON	69	77.53 %
Write Ins	0	0.00 %
Total	69	
Under Votes	20	22.47 %
Over Votes	0	0.00 %
Total Votes Cast	89	
CORVALLIS SCHOOL DIST. #509J P3		
JAY DIXON	68	76.40 %
Write Ins	0	0.00 %
Total	68	
Under Votes	21	23.60 %
Over Votes	0	0.00 %
Total Votes Cast	89	
CORVALLIS SCHOOL DIST. #509J P6		
GILBERT SMITH	12	13.48 %
ROBERT BALDWIN	71	79.78 %
Write Ins	0	0.00 %
Total	83	
Under Votes	5	5.62 %
Over Votes	1	1.12 %
Total Votes Cast	89	
CORVALLIS SCHOOL DIST. #509J P7		
JOHN FRIDAY	66	74.16 %
Write Ins	0	0.00 %
Total	66	
Under Votes	23	25.84 %
Over Votes	0	0.00 %
Total Votes Cast	89	

SPECIAL ELECTION

03/09/99

Benton County, OR

03/16/99 11:03:01AM Page: 19

Precinct Name 019 PRECINCT 101

Candidate	Votes	Percent
CORVALLIS SCHOOL DIST. #509J P2		
ROBERT T. JOHNSON	84	69.42 %
Write Ins	2	1.65 %
Total	86	
Under Votes	35	28.93 %
Over Votes	0	0.00 %
Total Votes Cast	121	
CORVALLIS SCHOOL DIST. #509J P3		
JAY DIXON	84	69.42 %
Write Ins	2	1.65 %
Total	86	
Under Votes	35	28.93 %
Over Votes	0	0.00 %
Total Votes Cast	121	
CORVALLIS SCHOOL DIST. #509J P6		
GILBERT SMITH	30	24.79 %
ROBERT BALDWIN	87	71.90 %
Write Ins	1	0.83 %
Total	118	
Under Votes	3	2.48 %
Over Votes	0	0.00 %
Total Votes Cast	121	
CORVALLIS SCHOOL DIST. #509J P7		
JOHN FRIDAY	82	67.77 %
Write Ins	3	2.48 %
Total	85	
Under Votes	36	29.75 %
Over Votes	0	0.00 %
Total Votes Cast	121	

SPECIAL ELECTION

03/09/99

Benton County, OR

03/16/99 11:03:01AM Page: 20

Precinct Name 020 PRECINCT 102

Candidate	Votes	Percent
CORVALLIS SCHOOL DIST. #509J P2		
ROBERT T. JOHNSON	53	75.71 %
Write Ins	0	0.00 %
Total	53	
Under Votes	17	24.29 %
Over Votes	0	0.00 %
Total Votes Cast	70	
CORVALLIS SCHOOL DIST. #509J P3		
JAY DIXON	50	71.43 %
Write Ins	0	0.00 %
Total	50	
Under Votes	20	28.57 %
Over Votes	0	0.00 %
Total Votes Cast	70	
CORVALLIS SCHOOL DIST. #509J P6		
GILBERT SMITH	10	14.29 %
ROBERT BALDWIN	59	84.29 %
Write Ins	0	0.00 %
Total	69	
Under Votes	1	1.43 %
Over Votes	0	0.00 %
Total Votes Cast	70	
CORVALLIS SCHOOL DIST. #509J P7		
JOHN FRIDAY	51	72.86 %
Write Ins	1	1.43 %
Total	52	
Under Votes	18	25.71 %
Over Votes	0	0.00 %
Total Votes Cast	70	

SPECIAL ELECTION

03/09/99

Benton County, OR

03/16/99 11:21:45AM Page: 20

Precinct Name 020 PRECINCT 102

Candidate	Votes	Percent
CORVALLIS SCHOOL DIST. #509J P2		
ROBERT T. JOHNSON	53	75.71 %
Write Ins	0	0.00 %
Total	53	
Under Votes	17	24.29 %
Over Votes	0	0.00 %
Total Votes Cast	70	
CORVALLIS SCHOOL DIST. #509J P3		
JAY DIXON	50	71.43 %
Write Ins	0	0.00 %
Total	50	
Under Votes	20	28.57 %
Over Votes	0	0.00 %
Total Votes Cast	70	
CORVALLIS SCHOOL DIST. #509J P6		
GILBERT SMITH	10	14.29 %
ROBERT BALDWIN	59	84.29 %
Write Ins	0	0.00 %
Total	69	
Under Votes	1	1.43 %
Over Votes	0	0.00 %
Total Votes Cast	70	
CORVALLIS SCHOOL DIST. #509J P7		
JOHN FRIDAY	51	72.86 %
Write Ins	1	1.43 %
Total	52	
Under Votes	18	25.71 %
Over Votes	0	0.00 %
Total Votes Cast	70	

SPECIAL ELECTION

03/09/99

Benton County, OR

03/16/99 11:21:45AM Page: 21

Precinct Name 021 PRECINCT 103

Candidate	Votes	Percent
CORVALLIS SCHOOL DIST. #509J P2		
ROBERT T. JOHNSON	8	88.89 %
Write Ins	0	0.00 %
Total	8	
Under Votes	1	11.11 %
Over Votes	0	0.00 %
Total Votes Cast	9	
CORVALLIS SCHOOL DIST. #509J P3		
JAY DIXON	7	77.78 %
Write Ins	1	11.11 %
Total	8	
Under Votes	1	11.11 %
Over Votes	0	0.00 %
Total Votes Cast	9	
CORVALLIS SCHOOL DIST. #509J P6		
GILBERT SMITH	1	11.11 %
ROBERT BALDWIN	8	88.89 %
Write Ins	0	0.00 %
Total	9	
Under Votes	0	0.00 %
Over Votes	0	0.00 %
Total Votes Cast	9	
CORVALLIS SCHOOL DIST. #509J P7		
JOHN FRIDAY	8	88.89 %
Write Ins	0	0.00 %
Total	8	
Under Votes	1	11.11 %
Over Votes	0	0.00 %
Total Votes Cast	9	

SPECIAL ELECTION

03/09/99

Benton County, OR

03/16/99 11:21:45AM Page: 22

Precinct Name 022 PRECINCT 104

Candidate	Votes	Percent
CORVALLIS SCHOOL DIST. #509J P2		
ROBERT T. JOHNSON	33	75.00 %
Write Ins	0	0.00 %
Total	33	
Under Votes	11	25.00 %
Over Votes	0	0.00 %
Total Votes Cast	44	
CORVALLIS SCHOOL DIST. #509J P3		
JAY DIXON	34	77.27 %
Write Ins	0	0.00 %
Total	34	
Under Votes	10	22.73 %
Over Votes	0	0.00 %
Total Votes Cast	44	
CORVALLIS SCHOOL DIST. #509J P6		
GILBERT SMITH	10	22.73 %
ROBERT BALDWIN	28	63.64 %
Write Ins	0	0.00 %
Total	38	
Under Votes	6	13.64 %
Over Votes	0	0.00 %
Total Votes Cast	44	
CORVALLIS SCHOOL DIST. #509J P7		
JOHN FRIDAY	31	70.45 %
Write Ins	1	2.27 %
Total	32	
Under Votes	12	27.27 %
Over Votes	0	0.00 %
Total Votes Cast	44	

SPECIAL ELECTION

03/09/99

Benton County, OR

03/16/99 11:21:45AM Page: 23

Precinct Name 023 PRECINCT 105

Ballot	Candidate	Votes	Percent
CORVALLIS SCHOOL DIST. #509J P2			
	ROBERT T. JOHNSON	52	63.41 %
	Write Ins	1	1.22 %
	Total	53	
	Under Votes	29	35.37 %
	Over Votes	0	0.00 %
	Total Votes Cast	82	
CORVALLIS SCHOOL DIST. #509J P3			
	JAY DIXON	55	67.07 %
	Write Ins	1	1.22 %
	Total	56	
	Under Votes	26	31.71 %
	Over Votes	0	0.00 %
	Total Votes Cast	82	
CORVALLIS SCHOOL DIST. #509J P6			
	GILBERT SMITH	18	21.95 %
	ROBERT BALDWIN	59	71.95 %
	Write Ins	1	1.22 %
	Total	78	
	Under Votes	4	4.88 %
	Over Votes	0	0.00 %
	Total Votes Cast	82	
CORVALLIS SCHOOL DIST. #509J P7			
	JOHN FRIDAY	51	62.20 %
	Write Ins	1	1.22 %
	Total	52	
	Under Votes	30	36.59 %
	Over Votes	0	0.00 %
	Total Votes Cast	82	

SPECIAL ELECTION

03/09/99

Benton County, OR

03/16/99 11:21:45AM Page: 24

Precinct Name 024 PRECINCT 106

P	Candidate	Votes	Percent
CORVALLIS SCHOOL DIST. #509J P2			
	ROBERT T. JOHNSON	43	67.19 %
	Write Ins	2	3.13 %
	Total	45	
	Under Votes	19	29.69 %
	Over Votes	0	0.00 %
	Total Votes Cast	64	
CORVALLIS SCHOOL DIST. #509J P3			
	JAY DIXON	44	68.75 %
	Write Ins	3	4.69 %
	Total	47	
	Under Votes	17	26.56 %
	Over Votes	0	0.00 %
	Total Votes Cast	64	
CORVALLIS SCHOOL DIST. #509J P6			
	GILBERT SMITH	12	18.75 %
	ROBERT BALDWIN	49	76.56 %
	Write Ins	0	0.00 %
	Total	61	
	Under Votes	3	4.69 %
	Over Votes	0	0.00 %
	Total Votes Cast	64	
CORVALLIS SCHOOL DIST. #509J P7			
	JOHN FRIDAY	47	73.44 %
	Write Ins	1	1.56 %
	Total	48	
	Under Votes	16	25.00 %
	Over Votes	0	0.00 %
	Total Votes Cast	64	

SPECIAL ELECTION

03/09/99

Benton County, OR

03/16/99 11:21:45AM Page: 25

Precinct Name 025 PRECINCT 107

Candidate	Votes	Percent
CORVALLIS SCHOOL DIST. #509J P2		
ROBERT T. JOHNSON	104	66.67 %
Write Ins	1	0.64 %
Total	105	
Under Votes	51	32.69 %
Over Votes	0	0.00 %
Total Votes Cast	156	
CORVALLIS SCHOOL DIST. #509J P3		
JAY DIXON	101	64.74 %
Write Ins	1	0.64 %
Total	102	
Under Votes	54	34.62 %
Over Votes	0	0.00 %
Total Votes Cast	156	
CORVALLIS SCHOOL DIST. #509J P6		
GILBERT SMITH	17	10.90 %
ROBERT BALDWIN	130	83.33 %
Write Ins	0	0.00 %
Total	147	
Under Votes	8	5.13 %
Over Votes	1	0.64 %
Total Votes Cast	156	
CORVALLIS SCHOOL DIST. #509J P7		
JOHN FRIDAY	107	68.59 %
Write Ins	0	0.00 %
Total	107	
Under Votes	49	31.41 %
Over Votes	0	0.00 %
Total Votes Cast	156	

SPECIAL ELECTION

03/09/99

Benton County, OR

03/16/99 11:21:45AM Page: 26

Precinct Name 026 PRECINCT 108

	Candidate	Votes	Percent
CORVALLIS SCHOOL DIST. #509J P2			
	ROBERT T. JOHNSON	152	74.15 %
	Write Ins	3	1.46 %
	Total	155	
	Under Votes	50	24.39 %
	Over Votes	0	0.00 %
	Total Votes Cast	205	
CORVALLIS SCHOOL DIST. #509J P3			
	JAY DIXON	160	78.05 %
	Write Ins	1	0.49 %
	Total	161	
	Under Votes	44	21.46 %
	Over Votes	0	0.00 %
	Total Votes Cast	205	
CORVALLIS SCHOOL DIST. #509J P6			
	GILBERT SMITH	36	17.56 %
	ROBERT BALDWIN	159	77.56 %
	Write Ins	0	0.00 %
	Total	195	
	Under Votes	8	3.90 %
	Over Votes	2	0.98 %
	Total Votes Cast	205	
CORVALLIS SCHOOL DIST. #509J P7			
	JOHN FRIDAY	156	76.10 %
	Write Ins	1	0.49 %
	Total	157	
	Under Votes	47	22.93 %
	Over Votes	1	0.49 %
	Total Votes Cast	205	

SPECIAL ELECTION

03/09/99

Benton County, OR

03/16/99 11:21:45AM Page: 27

Precinct Name 027 PRECINCT 109

Candidate	Votes	Percent
CORVALLIS SCHOOL DIST. #509J P2		
ROBERT T. JOHNSON	136	83.44 %
Write Ins	0	0.00 %
Total	136	
Under Votes	27	16.56 %
Over Votes	0	0.00 %
Total Votes Cast	163	
CORVALLIS SCHOOL DIST. #509J P3		
JAY DIXON	133	81.60 %
Write Ins	0	0.00 %
Total	133	
Under Votes	30	18.40 %
Over Votes	0	0.00 %
Total Votes Cast	163	
CORVALLIS SCHOOL DIST. #509J P6		
GILBERT SMITH	35	21.47 %
ROBERT BALDWIN	124	76.07 %
Write Ins	0	0.00 %
Total	159	
Under Votes	2	1.23 %
Over Votes	2	1.23 %
Total Votes Cast	163	
CORVALLIS SCHOOL DIST. #509J P7		
JOHN FRIDAY	133	81.60 %
Write Ins	0	0.00 %
Total	133	
Under Votes	30	18.40 %
Over Votes	0	0.00 %
Total Votes Cast	163	

SPECIAL ELECTION

03/09/99

Benton County, OR

03/16/99 11:21:45AM Page: 28

Precinct Name 028 PRECINCT 110

Candidate	Votes	Percent
CORVALLIS SCHOOL DIST. #509J P2		
ROBERT T. JOHNSON	60	69.77 %
Write Ins	0	0.00 %
Total	60	
Under Votes	26	30.23 %
Over Votes	0	0.00 %
Total Votes Cast	86	
CORVALLIS SCHOOL DIST. #509J P3		
JAY DIXON	61	70.93 %
Write Ins	0	0.00 %
Total	61	
Under Votes	25	29.07 %
Over Votes	0	0.00 %
Total Votes Cast	86	
CORVALLIS SCHOOL DIST. #509J P6		
GILBERT SMITH	17	19.77 %
ROBERT BALDWIN	63	73.26 %
Write Ins	0	0.00 %
Total	80	
Under Votes	6	6.98 %
Over Votes	0	0.00 %
Total Votes Cast	86	
CORVALLIS SCHOOL DIST. #509J P7		
JOHN FRIDAY	58	67.44 %
Write Ins	0	0.00 %
Total	58	
Under Votes	28	32.56 %
Over Votes	0	0.00 %
Total Votes Cast	86	

SPECIAL ELECTION

03/09/99

Benton County, OR

03/16/99 11:21:45AM Page: 29

Precinct Name 029 PRECINCT 111

Candidate	Votes	Percent
CORVALLIS SCHOOL DIST. #509J P2		
ROBERT T. JOHNSON	119	66.48 %
Write Ins	1	0.56 %
Total	120	
Under Votes	59	32.96 %
Over Votes	0	0.00 %
Total Votes Cast	179	
CORVALLIS SCHOOL DIST. #509J P3		
JAY DIXON	116	64.80 %
Write Ins	2	1.12 %
Total	118	
Under Votes	60	33.52 %
Over Votes	1	0.56 %
Total Votes Cast	179	
CORVALLIS SCHOOL DIST. #509J P6		
GILBERT SMITH	38	21.23 %
ROBERT BALDWIN	131	73.18 %
Write Ins	0	0.00 %
Total	169	
Under Votes	10	5.59 %
Over Votes	0	0.00 %
Total Votes Cast	179	
CORVALLIS SCHOOL DIST. #509J P7		
JOHN FRIDAY	125	69.83 %
Write Ins	2	1.12 %
Total	127	
Under Votes	52	29.05 %
Over Votes	0	0.00 %
Total Votes Cast	179	

SPECIAL ELECTION

03/09/99

Benton County, OR

03/16/99 11:21:45AM Page: 30

Precinct Name 030 PRECINCT 112

Candidate	Votes	Percent
CORVALLIS SCHOOL DIST. #509J P2		
ROBERT T. JOHNSON	37	71.15 %
Write Ins	2	3.85 %
Total	39	
Under Votes	12	23.08 %
Over Votes	1	1.92 %
Total Votes Cast	52	
CORVALLIS SCHOOL DIST. #509J P3		
JAY DIXON	36	69.23 %
Write Ins	2	3.85 %
Total	38	
Under Votes	14	26.92 %
Over Votes	0	0.00 %
Total Votes Cast	52	
CORVALLIS SCHOOL DIST. #509J P6		
GILBERT SMITH	3	5.77 %
ROBERT BALDWIN	44	84.62 %
Write Ins	0	0.00 %
Total	47	
Under Votes	4	7.69 %
Over Votes	1	1.92 %
Total Votes Cast	52	
CORVALLIS SCHOOL DIST. #509J P7		
JOHN FRIDAY	39	75.00 %
Write Ins	1	1.92 %
Total	40	
Under Votes	12	23.08 %
Over Votes	0	0.00 %
Total Votes Cast	52	

SPECIAL ELECTION

03/09/99

Benton County, OR

03/16/99 11:21:45AM Page: 31

Precinct Name 031 PRECINCT 113

Candidate	Votes	Percent
CORVALLIS SCHOOL DIST. #509J P2		
ROBERT T. JOHNSON	147	69.34 %
Write Ins	9	4.25 %
Total	156	
Under Votes	56	26.42 %
Over Votes	0	0.00 %
Total Votes Cast	212	
CORVALLIS SCHOOL DIST. #509J P3		
JAY DIXON	149	70.28 %
Write Ins	4	1.89 %
Total	153	
Under Votes	59	27.83 %
Over Votes	0	0.00 %
Total Votes Cast	212	
CORVALLIS SCHOOL DIST. #509J P6		
GILBERT SMITH	31	14.62 %
ROBERT BALDWIN	171	80.66 %
Write Ins	0	0.00 %
Total	202	
Under Votes	10	4.72 %
Over Votes	0	0.00 %
Total Votes Cast	212	
CORVALLIS SCHOOL DIST. #509J P7		
JOHN FRIDAY	153	72.17 %
Write Ins	2	0.94 %
Total	155	
Under Votes	57	26.89 %
Over Votes	0	0.00 %
Total Votes Cast	212	

SPECIAL ELECTION

03/09/99

Benton County, OR

03/16/99 11:21:45AM Page: 32

Precinct Name 032 PRECINCT 114

Candidate	Votes	Percent
CORVALLIS SCHOOL DIST. #509J P2		
ROBERT T. JOHNSON	153	72.17 %
Write Ins	0	0.00 %
Total	153	
Under Votes	59	27.83 %
Over Votes	0	0.00 %
Total Votes Cast	212	
CORVALLIS SCHOOL DIST. #509J P3		
JAY DIXON	152	71.70 %
Write Ins	1	0.47 %
Total	153	
Under Votes	59	27.83 %
Over Votes	0	0.00 %
Total Votes Cast	212	
CORVALLIS SCHOOL DIST. #509J P6		
GILBERT SMITH	35	16.51 %
ROBERT BALDWIN	171	80.66 %
Write Ins	1	0.47 %
Total	207	
Under Votes	5	2.36 %
Over Votes	0	0.00 %
Total Votes Cast	212	
VALLIS SCHOOL DIST. #509J P7		
JOHN FRIDAY	145	68.40 %
Write Ins	2	0.94 %
Total	147	
Under Votes	65	30.66 %
Over Votes	0	0.00 %
Total Votes Cast	212	

SPECIAL ELECTION

03/09/99

Benton County, OR

03/16/99 11:21:45AM Page: 33

Precinct Name 033 PRECINCT 115

Candidate	Votes	Percent
CORVALLIS SCHOOL DIST. #509J P2		
ROBERT T. JOHNSON	237	76.21 %
Write Ins	4	1.29 %
Total	241	
Under Votes	70	22.51 %
Over Votes	0	0.00 %
Total Votes Cast	311	
CORVALLIS SCHOOL DIST. #509J P3		
JAY DIXON	243	78.14 %
Write Ins	5	1.61 %
Total	248	
Under Votes	63	20.26 %
Over Votes	0	0.00 %
Total Votes Cast	311	
CORVALLIS SCHOOL DIST. #509J P6		
GILBERT SMITH	58	18.65 %
ROBERT BALDWIN	239	76.85 %
Write Ins	0	0.00 %
Total	297	
Under Votes	13	4.18 %
Over Votes	1	0.32 %
Total Votes Cast	311	
CORVALLIS SCHOOL DIST. #509J P7		
JOHN FRIDAY	233	74.92 %
Write Ins	3	0.96 %
Total	236	
Under Votes	75	24.12 %
Over Votes	0	0.00 %
Total Votes Cast	311	

SPECIAL ELECTION

03/09/99

Benton County, OR

03/16/99 11:21:45AM Page: 34

Precinct Name 034 PRECINCT 116

Candidate	Votes	Percent
CORVALLIS SCHOOL DIST. #509J P2		
ROBERT T. JOHNSON	53	70.67 %
Write Ins	1	1.33 %
Total	54	
Under Votes	21	28.00 %
Over Votes	0	0.00 %
Total Votes Cast	75	
CORVALLIS SCHOOL DIST. #509J P3		
JAY DIXON	55	73.33 %
Write Ins	1	1.33 %
Total	56	
Under Votes	19	25.33 %
Over Votes	0	0.00 %
Total Votes Cast	75	
CORVALLIS SCHOOL DIST. #509J P6		
GILBERT SMITH	12	16.00 %
ROBERT BALDWIN	59	78.67 %
Write Ins	1	1.33 %
Total	72	
Under Votes	3	4.00 %
Over Votes	0	0.00 %
Total Votes Cast	75	
CORVALLIS SCHOOL DIST. #509J P7		
JOHN FRIDAY	49	65.33 %
Write Ins	3	4.00 %
Total	52	
Under Votes	23	30.67 %
Over Votes	0	0.00 %
Total Votes Cast	75	

SPECIAL ELECTION

03/09/99

Benton County, OR

03/16/99 11:21:45AM Page: 35

Precinct Name 035 PRECINCT 117

Candidate	Votes	Percent
CORVALLIS SCHOOL DIST. #509J P2		
ROBERT T. JOHNSON	97	74.05 %
Write Ins	2	1.53 %
Total	99	
Under Votes	32	24.43 %
Over Votes	0	0.00 %
Total Votes Cast	131	
CORVALLIS SCHOOL DIST. #509J P3		
JAY DIXON	98	74.81 %
Write Ins	1	0.76 %
Total	99	
Under Votes	32	24.43 %
Over Votes	0	0.00 %
Total Votes Cast	131	
CORVALLIS SCHOOL DIST. #509J P6		
GILBERT SMITH	30	22.90 %
ROBERT BALDWIN	89	67.94 %
Write Ins	0	0.00 %
Total	119	
Under Votes	12	9.16 %
Over Votes	0	0.00 %
Total Votes Cast	131	
CORVALLIS SCHOOL DIST. #509J P7		
JOHN FRIDAY	93	70.99 %
Write Ins	1	0.76 %
Total	94	
Under Votes	37	28.24 %
Over Votes	0	0.00 %
Total Votes Cast	131	

SPECIAL ELECTION

03/09/99

Benton County, OR

03/16/99 11:21:45AM Page: 36

Precinct Name 036 PRECINCT 118

Candidate	Votes	Percent
CORVALLIS SCHOOL DIST. #509J P2		
ROBERT T. JOHNSON	158	77.07 %
Write Ins	6	2.93 %
Total	164	
Under Votes	41	20.00 %
Over Votes	0	0.00 %
Total Votes Cast	205	
CORVALLIS SCHOOL DIST. #509J P3		
JAY DIXON	157	76.59 %
Write Ins	2	0.98 %
Total	159	
Under Votes	46	22.44 %
Over Votes	0	0.00 %
Total Votes Cast	205	
CORVALLIS SCHOOL DIST. #509J P6		
GILBERT SMITH	26	12.68 %
ROBERT BALDWIN	171	83.41 %
Write Ins	0	0.00 %
Total	197	
Under Votes	8	3.90 %
Over Votes	0	0.00 %
Total Votes Cast	205	
CORVALLIS SCHOOL DIST. #509J P7		
JOHN FRIDAY	153	74.63 %
Write Ins	0	0.00 %
Total	153	
Under Votes	52	25.37 %
Over Votes	0	0.00 %
Total Votes Cast	205	

SPECIAL ELECTION

03/09/99

Benton County, OR

03/16/99 11:21:45AM Page: 37

Precinct Name 037 PRECINCT 119

Candidate	Votes	Percent
CORVALLIS SCHOOL DIST. #509J P2		
ROBERT T. JOHNSON	29	70.73 %
Write Ins	1	2.44 %
Total	30	
Under Votes	11	26.83 %
Over Votes	0	0.00 %
Total Votes Cast	41	
CORVALLIS SCHOOL DIST. #509J P3		
JAY DIXON	28	68.29 %
Write Ins	1	2.44 %
Total	29	
Under Votes	12	29.27 %
Over Votes	0	0.00 %
Total Votes Cast	41	
CORVALLIS SCHOOL DIST. #509J P6		
GILBERT SMITH	11	26.83 %
ROBERT BALDWIN	27	65.85 %
Write Ins	0	0.00 %
Total	38	
Under Votes	3	7.32 %
Over Votes	0	0.00 %
Total Votes Cast	41	
CORVALLIS SCHOOL DIST. #509J P7		
JOHN FRIDAY	28	68.29 %
Write Ins	1	2.44 %
Total	29	
Under Votes	12	29.27 %
Over Votes	0	0.00 %
Total Votes Cast	41	

SPECIAL ELECTION

03/09/99

Benton County, OR

03/16/99 11:21:45AM Page: 38

Precinct Name 038 PRECINCT 120

Candidate	Votes	Percent
CORVALLIS SCHOOL DIST. #509J P2		
ROBERT T. JOHNSON	127	67.55 %
Write Ins	3	1.60 %
Total	130	
Under Votes	58	30.85 %
Over Votes	0	0.00 %
Total Votes Cast	188	
CORVALLIS SCHOOL DIST. #509J P3		
JAY DIXON	122	64.89 %
Write Ins	2	1.06 %
Total	124	
Under Votes	64	34.04 %
Over Votes	0	0.00 %
Total Votes Cast	188	
CORVALLIS SCHOOL DIST. #509J P6		
GILBERT SMITH	36	19.15 %
ROBERT BALDWIN	144	76.60 %
Write Ins	0	0.00 %
Total	180	
Under Votes	8	4.26 %
Over Votes	0	0.00 %
Total Votes Cast	188	
CORVALLIS SCHOOL DIST. #509J P7		
JOHN FRIDAY	125	66.49 %
Write Ins	0	0.00 %
Total	125	
Under Votes	63	33.51 %
Over Votes	0	0.00 %
Total Votes Cast	188	

SPECIAL ELECTION

03/09/99

Benton County, OR

03/16/99 11:21:45AM Page: 39

Precinct Name 039 PRECINCT 121

Candidate	Votes	Percent
CORVALLIS SCHOOL DIST. #509J P2		
ROBERT T. JOHNSON	45	73.77 %
Write Ins	4	6.56 %
Total	49	
Under Votes	12	19.67 %
Over Votes	0	0.00 %
Total Votes Cast	61	
CORVALLIS SCHOOL DIST. #509J P3		
JAY DIXON	47	77.05 %
Write Ins	1	1.64 %
Total	48	
Under Votes	13	21.31 %
Over Votes	0	0.00 %
Total Votes Cast	61	
CORVALLIS SCHOOL DIST. #509J P6		
GILBERT SMITH	12	19.67 %
ROBERT BALDWIN	46	75.41 %
Write Ins	1	1.64 %
Total	59	
Under Votes	2	3.28 %
Over Votes	0	0.00 %
Total Votes Cast	61	
CORVALLIS SCHOOL DIST. #509J P7		
JOHN FRIDAY	48	78.69 %
Write Ins	2	3.28 %
Total	50	
Under Votes	11	18.03 %
Over Votes	0	0.00 %
Total Votes Cast	61	

SPECIAL ELECTION

03/09/99

Benton County, OR

03/16/99 11:21:45AM Page: 40

Precinct Name 040 PRECINCT 122

Candidate	Votes	Percent
CORVALLIS SCHOOL DIST. #509J P2		
ROBERT T. JOHNSON	104	61.90 %
Write Ins	4	2.38 %
Total	108	
Under Votes	60	35.71 %
Over Votes	0	0.00 %
Total Votes Cast	168	
CORVALLIS SCHOOL DIST. #509J P3		
JAY DIXON	109	64.88 %
Write Ins	2	1.19 %
Total	111	
Under Votes	57	33.93 %
Over Votes	0	0.00 %
Total Votes Cast	168	
CORVALLIS SCHOOL DIST. #509J P6		
GILBERT SMITH	39	23.21 %
ROBERT BALDWIN	123	73.21 %
Write Ins	1	0.60 %
Total	163	
Under Votes	5	2.98 %
Over Votes	0	0.00 %
Total Votes Cast	168	
CORVALLIS SCHOOL DIST. #509J P7		
JOHN FRIDAY	111	66.07 %
Write Ins	1	0.60 %
Total	112	
Under Votes	55	32.74 %
Over Votes	1	0.60 %
Total Votes Cast	168	

SPECIAL ELECTION

03/09/99

Benton County, OR

03/16/99 11:21:45AM Page: 41

Precinct Name 041 PRECINCT 123

Candidate	Votes	Percent
CORVALLIS SCHOOL DIST. #509J P2		
ROBERT T. JOHNSON	50	72.46 %
Write Ins	1	1.45 %
Total	51	
Under Votes	18	26.09 %
Over Votes	0	0.00 %
Total Votes Cast	69	
CORVALLIS SCHOOL DIST. #509J P3		
JAY DIXON	49	71.01 %
Write Ins	1	1.45 %
Total	50	
Under Votes	19	27.54 %
Over Votes	0	0.00 %
Total Votes Cast	69	
CORVALLIS SCHOOL DIST. #509J P6		
GILBERT SMITH	21	30.43 %
ROBERT BALDWIN	42	60.87 %
Write Ins	2	2.90 %
Total	65	
Under Votes	4	5.80 %
Over Votes	0	0.00 %
Total Votes Cast	69	
CORVALLIS SCHOOL DIST. #509J P7		
JOHN FRIDAY	50	72.46 %
Write Ins	1	1.45 %
Total	51	
Under Votes	18	26.09 %
Over Votes	0	0.00 %
Total Votes Cast	69	

SPECIAL ELECTION

03/09/99

Benton County, OR

03/16/99 11:21:45AM Page: 42

Precinct Name 042 PRECINCT 124

e	Candidate	Votes	Percent
CORVALLIS SCHOOL DIST. #509J P2			
	ROBERT T. JOHNSON	196	74.81 %
	Write Ins	5	1.91 %
	Total	201	
	Under Votes	61	23.28 %
	Over Votes	0	0.00 %
	Total Votes Cast	262	
CORVALLIS SCHOOL DIST. #509J P3			
	JAY DIXON	192	73.28 %
	Write Ins	6	2.29 %
	Total	198	
	Under Votes	63	24.05 %
	Over Votes	1	0.38 %
	Total Votes Cast	262	
CORVALLIS SCHOOL DIST. #509J P6			
	GILBERT SMITH	37	14.12 %
	ROBERT BALDWIN	204	77.86 %
	Write Ins	1	0.38 %
	Total	242	
	Under Votes	18	6.87 %
	Over Votes	2	0.76 %
	Total Votes Cast	262	
CORVALLIS SCHOOL DIST. #509J P7			
	JOHN FRIDAY	187	71.37 %
	Write Ins	9	3.44 %
	Total	196	
	Under Votes	66	25.19 %
	Over Votes	0	0.00 %
	Total Votes Cast	262	

SPECIAL ELECTION

03/09/99

Benton County, OR

03/16/99 11:21:45AM Page: 43

Precinct Name 043 PRECINCT 125

Candidate	Votes	Percent
CORVALLIS SCHOOL DIST. #509J P2		
ROBERT T. JOHNSON	94	68.61 %
Write Ins	2	1.46 %
Total	96	
Under Votes	41	29.93 %
Over Votes	0	0.00 %
Total Votes Cast	137	
CORVALLIS SCHOOL DIST. #509J P3		
JAY DIXON	96	70.07 %
Write Ins	0	0.00 %
Total	96	
Under Votes	41	29.93 %
Over Votes	0	0.00 %
Total Votes Cast	137	
CORVALLIS SCHOOL DIST. #509J P6		
GILBERT SMITH	21	15.33 %
ROBERT BALDWIN	112	81.75 %
Write Ins	0	0.00 %
Total	133	
Under Votes	3	2.19 %
Over Votes	1	0.73 %
Total Votes Cast	137	
CORVALLIS SCHOOL DIST. #509J P7		
JOHN FRIDAY	97	70.80 %
Write Ins	0	0.00 %
Total	97	
Under Votes	40	29.20 %
Over Votes	0	0.00 %
Total Votes Cast	137	

SPECIAL ELECTION

03/09/99

Benton County, OR

03/16/99 11:21:45AM Page: 44

Precinct Name 044 PRECINCT 126

	Candidate	Votes	Percent
CORVALLIS SCHOOL DIST. #509J P2			
	ROBERT T. JOHNSON	96	76.80 %
	Write Ins	1	0.80 %
	Total	97	
	Under Votes	28	22.40 %
	Over Votes	0	0.00 %
	Total Votes Cast	125	
CORVALLIS SCHOOL DIST. #509J P3			
	JAY DIXON	90	72.00 %
	Write Ins	1	0.80 %
	Total	91	
	Under Votes	34	27.20 %
	Over Votes	0	0.00 %
	Total Votes Cast	125	
CORVALLIS SCHOOL DIST. #509J P6			
	GILBERT SMITH	27	21.60 %
	ROBERT BALDWIN	88	70.40 %
	Write Ins	1	0.80 %
	Total	116	
	Under Votes	9	7.20 %
	Over Votes	0	0.00 %
	Total Votes Cast	125	
CORVALLIS SCHOOL DIST. #509J P7			
	JOHN FRIDAY	97	77.60 %
	Write Ins	2	1.60 %
	Total	99	
	Under Votes	26	20.80 %
	Over Votes	0	0.00 %
	Total Votes Cast	125	

SPECIAL ELECTION

03/09/99

Benton County, OR

03/16/99 11:21:45AM Page: 45

Precinct Name 045 PRECINCT 127

Race	Candidate	Votes	Percent
CORVALLIS SCHOOL DIST. #509J P2			
	ROBERT T. JOHNSON	41	63.08 %
	Write Ins	2	3.08 %
	Total	43	
	Under Votes	22	33.85 %
	Over Votes	0	0.00 %
	Total Votes Cast	65	
CORVALLIS SCHOOL DIST. #509J P3			
	JAY DIXON	43	66.15 %
	Write Ins	0	0.00 %
	Total	43	
	Under Votes	22	33.85 %
	Over Votes	0	0.00 %
	Total Votes Cast	65	
CORVALLIS SCHOOL DIST. #509J P6			
	GILBERT SMITH	14	21.54 %
	ROBERT BALDWIN	49	75.38 %
	Write Ins	0	0.00 %
	Total	63	
	Under Votes	2	3.08 %
	Over Votes	0	0.00 %
	Total Votes Cast	65	
CORVALLIS SCHOOL DIST. #509J P7			
	JOHN FRIDAY	42	64.62 %
	Write Ins	0	0.00 %
	Total	42	
	Under Votes	23	35.38 %
	Over Votes	0	0.00 %
	Total Votes Cast	65	

SPECIAL ELECTION

03/09/99

Benton County, OR

03/16/99 11:21:45AM Page: 46

Precinct Name 046 PRECINCT 128

Ballot	Candidate	Votes	Percent
CORVALLIS SCHOOL DIST. #509J P2			
	ROBERT T. JOHNSON	175	67.05 %
	Write Ins	0	0.00 %
	Total	175	
	Under Votes	86	32.95 %
	Over Votes	0	0.00 %
	Total Votes Cast	261	
CORVALLIS SCHOOL DIST. #509J P3			
	JAY DIXON	170	65.13 %
	Write Ins	1	0.38 %
	Total	171	
	Under Votes	90	34.48 %
	Over Votes	0	0.00 %
	Total Votes Cast	261	
CORVALLIS SCHOOL DIST. #509J P6			
	GILBERT SMITH	53	20.31 %
	ROBERT BALDWIN	196	75.10 %
	Write Ins	0	0.00 %
	Total	249	
	Under Votes	12	4.60 %
	Over Votes	0	0.00 %
	Total Votes Cast	261	
CORVALLIS SCHOOL DIST. #509J P7			
	JOHN FRIDAY	171	65.52 %
	Write Ins	2	0.77 %
	Total	173	
	Under Votes	88	33.72 %
	Over Votes	0	0.00 %
	Total Votes Cast	261	

SPECIAL ELECTION

03/09/99

Benton County, OR

03/16/99 11:21:45AM Page: 47

Precinct Name 048 PRECINCT 131

e	Candidate	Votes	Percent
CORVALLIS SCHOOL DIST. #509J P2			
	ROBERT T. JOHNSON	16	48.48 %
	Write Ins	0	0.00 %
	Total	16	
	Under Votes	17	51.52 %
	Over Votes	0	0.00 %
	Total Votes Cast	33	
CORVALLIS SCHOOL DIST. #509J P3			
	JAY DIXON	16	48.48 %
	Write Ins	0	0.00 %
	Total	16	
	Under Votes	17	51.52 %
	Over Votes	0	0.00 %
	Total Votes Cast	33	
CORVALLIS SCHOOL DIST. #509J P6			
	GILBERT SMITH	8	24.24 %
	ROBERT BALDWIN	21	63.64 %
	Write Ins	0	0.00 %
	Total	29	
	Under Votes	4	12.12 %
	Over Votes	0	0.00 %
	Total Votes Cast	33	
CORVALLIS SCHOOL DIST. #509J P7			
	JOHN FRIDAY	19	57.58 %
	Write Ins	0	0.00 %
	Total	19	
	Under Votes	14	42.42 %
	Over Votes	0	0.00 %
	Total Votes Cast	33	

SPECIAL ELECTION

03/09/99

Benton County, OR

03/16/99 11:21:45AM Page: 48

Precinct Name 053 PRECINCT 136

	Candidate	Votes	Percent
CORVALLIS SCHOOL DIST. #509J P2			
	ROBERT T. JOHNSON	95	76.00 %
	Write Ins	1	0.80 %
	Total	96	
	Under Votes	29	23.20 %
	Over Votes	0	0.00 %
	Total Votes Cast	125	
CORVALLIS SCHOOL DIST. #509J P3			
	JAY DIXON	93	74.40 %
	Write Ins	0	0.00 %
	Total	93	
	Under Votes	32	25.60 %
	Over Votes	0	0.00 %
	Total Votes Cast	125	
CORVALLIS SCHOOL DIST. #509J P6			
	GILBERT SMITH	30	24.00 %
	ROBERT BALDWIN	93	74.40 %
	Write Ins	0	0.00 %
	Total	123	
	Under Votes	2	1.60 %
	Over Votes	0	0.00 %
	Total Votes Cast	125	
CORVALLIS SCHOOL DIST. #509J P7			
	JOHN FRIDAY	94	75.20 %
	Write Ins	0	0.00 %
	Total	94	
	Under Votes	31	24.80 %
	Over Votes	0	0.00 %
	Total Votes Cast	125	

SPECIAL ELECTION

03/09/99

Benton County, OR

03/16/99 11:21:45AM Page: 49

Precinct Name 056 PRECINCT 139

Place	Candidate	Votes	Percent
CORVALLIS SCHOOL DIST. #509J P2			
	ROBERT T. JOHNSON	120	76.92 %
	Write Ins	6	3.85 %
	Total	126	
	Under Votes	30	19.23 %
	Over Votes	0	0.00 %
	Total Votes Cast	156	
CORVALLIS SCHOOL DIST. #509J P3			
	JAY DIXON	124	79.49 %
	Write Ins	2	1.28 %
	Total	126	
	Under Votes	30	19.23 %
	Over Votes	0	0.00 %
	Total Votes Cast	156	
CORVALLIS SCHOOL DIST. #509J P6			
	GILBERT SMITH	40	25.64 %
	ROBERT BALDWIN	105	67.31 %
	Write Ins	0	0.00 %
	Total	145	
	Under Votes	11	7.05 %
	Over Votes	0	0.00 %
	Total Votes Cast	156	
CORVALLIS SCHOOL DIST. #509J P7			
	JOHN FRIDAY	123	78.85 %
	Write Ins	3	1.92 %
	Total	126	
	Under Votes	30	19.23 %
	Over Votes	0	0.00 %
	Total Votes Cast	156	

SPECIAL ELECTION

03/09/99

Benton County, OR

03/16/99 11:21:45AM Page: 50

Precinct Name 058 PRECINCT 141

Precinct	Candidate	Votes	Percent
CORVALLIS SCHOOL DIST. #509J P2			
	ROBERT T. JOHNSON	17	77.27 %
	Write Ins	0	0.00 %
	Total	17	
	Under Votes	5	22.73 %
	Over Votes	0	0.00 %
	Total Votes Cast	22	
CORVALLIS SCHOOL DIST. #509J P3			
	JAY DIXON	18	81.82 %
	Write Ins	0	0.00 %
	Total	18	
	Under Votes	4	18.18 %
	Over Votes	0	0.00 %
	Total Votes Cast	22	
CORVALLIS SCHOOL DIST. #509J P6			
	GILBERT SMITH	9	40.91 %
	ROBERT BALDWIN	13	59.09 %
	Write Ins	0	0.00 %
	Total	22	
	Under Votes	0	0.00 %
	Over Votes	0	0.00 %
	Total Votes Cast	22	
CORVALLIS SCHOOL DIST. #509J P7			
	JOHN FRIDAY	17	77.27 %
	Write Ins	0	0.00 %
	Total	17	
	Under Votes	5	22.73 %
	Over Votes	0	0.00 %
	Total Votes Cast	22	

SPECIAL ELECTION

03/09/99

Benton County, OR

03/16/99 11:21:45AM Page: 51

Precinct Name 059 PRECINCT 142

Place	Candidate	Votes	Percent
CORVALLIS SCHOOL DIST. #509J P2			
	ROBERT T. JOHNSON	184	67.15 %
	Write Ins	5	1.82 %
	Total	189	
	Under Votes	85	31.02 %
	Over Votes	0	0.00 %
	Total Votes Cast	274	
CORVALLIS SCHOOL DIST. #509J P3			
	JAY DIXON	178	64.96 %
	Write Ins	2	0.73 %
	Total	180	
	Under Votes	94	34.31 %
	Over Votes	0	0.00 %
	Total Votes Cast	274	
CORVALLIS SCHOOL DIST. #509J P6			
	GILBERT SMITH	78	28.47 %
	ROBERT BALDWIN	185	67.52 %
	Write Ins	2	0.73 %
	Total	265	
	Under Votes	9	3.28 %
	Over Votes	0	0.00 %
	Total Votes Cast	274	
CORVALLIS SCHOOL DIST. #509J P7			
	JOHN FRIDAY	177	64.60 %
	Write Ins	2	0.73 %
	Total	179	
	Under Votes	95	34.67 %
	Over Votes	0	0.00 %
	Total Votes Cast	274	

SPECIAL ELECTION

03/09/99

Benton County, OR

03/16/99 11:21:45AM Page: 52

Precinct Name 062 PRECINCT 145

Candidate	Votes	Percent
CORVALLIS SCHOOL DIST. #509J P2		
ROBERT T. JOHNSON	48	75.00 %
Write Ins	1	1.56 %
Total	49	
Under Votes	15	23.44 %
Over Votes	0	0.00 %
Total Votes Cast	64	
CORVALLIS SCHOOL DIST. #509J P3		
JAY DIXON	46	71.88 %
Write Ins	1	1.56 %
Total	47	
Under Votes	17	26.56 %
Over Votes	0	0.00 %
Total Votes Cast	64	
CORVALLIS SCHOOL DIST. #509J P6		
GILBERT SMITH	19	29.69 %
ROBERT BALDWIN	39	60.94 %
Write Ins	1	1.56 %
Total	59	
Under Votes	5	7.81 %
Over Votes	0	0.00 %
Total Votes Cast	64	
CORVALLIS SCHOOL DIST. #509J P7		
JOHN FRIDAY	42	65.63 %
Write Ins	1	1.56 %
Total	43	
Under Votes	21	32.81 %
Over Votes	0	0.00 %
Total Votes Cast	64	

SPECIAL ELECTION

03/09/99

Benton County, OR

03/16/99 11:21:45AM Page: 53

Precinct Name 063 PRECINCT 146

Candidate	Votes	Percent
CORVALLIS SCHOOL DIST. #509J P2		
ROBERT T. JOHNSON	12	70.59 %
Write Ins	0	0.00 %
Total	12	
Under Votes	5	29.41 %
Over Votes	0	0.00 %
Total Votes Cast	17	
CORVALLIS SCHOOL DIST. #509J P3		
JAY DIXON	12	70.59 %
Write Ins	0	0.00 %
Total	12	
Under Votes	5	29.41 %
Over Votes	0	0.00 %
Total Votes Cast	17	
CORVALLIS SCHOOL DIST. #509J P6		
GILBERT SMITH	5	29.41 %
ROBERT BALDWIN	11	64.71 %
Write Ins	0	0.00 %
Total	16	
Under Votes	1	5.88 %
Over Votes	0	0.00 %
Total Votes Cast	17	
CORVALLIS SCHOOL DIST. #509J P7		
JOHN FRIDAY	12	70.59 %
Write Ins	0	0.00 %
Total	12	
Under Votes	5	29.41 %
Over Votes	0	0.00 %
Total Votes Cast	17	

SPECIAL ELECTION

03/09/99

Benton County, OR

03/16/99 11:21:45AM Page: 54

Precinct Name 064 PRECINCT 147

Candidate	Votes	Percent
CORVALLIS SCHOOL DIST. #509J P2		
ROBERT T. JOHNSON	43	78.18 %
Write Ins	2	3.64 %
Total	45	
Under Votes	10	18.18 %
Over Votes	0	0.00 %
Total Votes Cast	55	
CORVALLIS SCHOOL DIST. #509J P3		
JAY DIXON	42	76.36 %
Write Ins	1	1.82 %
Total	43	
Under Votes	12	21.82 %
Over Votes	0	0.00 %
Total Votes Cast	55	
CORVALLIS SCHOOL DIST. #509J P6		
GILBERT SMITH	12	21.82 %
ROBERT BALDWIN	42	76.36 %
Write Ins	0	0.00 %
Total	54	
Under Votes	1	1.82 %
Over Votes	0	0.00 %
Total Votes Cast	55	
CORVALLIS SCHOOL DIST. #509J P7		
JOHN FRIDAY	45	81.82 %
Write Ins	1	1.82 %
Total	46	
Under Votes	9	16.36 %
Over Votes	0	0.00 %
Total Votes Cast	55	

SPECIAL ELECTION

03/09/99

Benton County, OR

03/16/99 11:21:45AM Page: 55

Precinct Name 065 PRECINCT 148

Candidate	Votes	Percent
CORVALLIS SCHOOL DIST. #509J P2		
ROBERT T. JOHNSON	110	70.97 %
Write Ins	1	0.65 %
Total	111	
Under Votes	44	28.39 %
Over Votes	0	0.00 %
Total Votes Cast	155	
CORVALLIS SCHOOL DIST. #509J P3		
JAY DIXON	114	73.55 %
Write Ins	1	0.65 %
Total	115	
Under Votes	40	25.81 %
Over Votes	0	0.00 %
Total Votes Cast	155	
CORVALLIS SCHOOL DIST. #509J P6		
GILBERT SMITH	45	29.03 %
ROBERT BALDWIN	98	63.23 %
Write Ins	0	0.00 %
Total	143	
Under Votes	12	7.74 %
Over Votes	0	0.00 %
Total Votes Cast	155	
CORVALLIS SCHOOL DIST. #509J P7		
JOHN FRIDAY	116	74.84 %
Write Ins	1	0.65 %
Total	117	
Under Votes	38	24.52 %
Over Votes	0	0.00 %
Total Votes Cast	155	

SPECIAL ELECTION

03/09/99

Benton County, OR

03/16/99 11:21:45AM Page: 56

Precinct Name 069 PRECINCT 152

	Candidate	Votes	Percent
CORVALLIS SCHOOL DIST. #509J P2			
	ROBERT T. JOHNSON	103	63.19 %
	Write Ins	2	1.23 %
	Total	105	
	Under Votes	58	35.58 %
	Over Votes	0	0.00 %
	Total Votes Cast	163	
CORVALLIS SCHOOL DIST. #509J P3			
	JAY DIXON	110	67.48 %
	Write Ins	0	0.00 %
	Total	110	
	Under Votes	53	32.52 %
	Over Votes	0	0.00 %
	Total Votes Cast	163	
CORVALLIS SCHOOL DIST. #509J P6			
	GILBERT SMITH	35	21.47 %
	ROBERT BALDWIN	119	73.01 %
	Write Ins	1	0.61 %
	Total	155	
	Under Votes	8	4.91 %
	Over Votes	0	0.00 %
	Total Votes Cast	163	
CORVALLIS SCHOOL DIST. #509J P7			
	JOHN FRIDAY	112	68.71 %
	Write Ins	0	0.00 %
	Total	112	
	Under Votes	51	31.29 %
	Over Votes	0	0.00 %
	Total Votes Cast	163	

SPECIAL ELECTION

03/09/99

Benton County, OR

03/16/99 11:21:45AM Page: 57

Precinct Name 071 PRECINCT 154

Candidate	Votes	Percent
CORVALLIS SCHOOL DIST. #509J P2		
ROBERT T. JOHNSON	127	68.28 %
Write Ins	7	3.76 %
Total	134	
Under Votes	51	27.42 %
Over Votes	1	0.54 %
Total Votes Cast	186	
CORVALLIS SCHOOL DIST. #509J P3		
JAY DIXON	132	70.97 %
Write Ins	3	1.61 %
Total	135	
Under Votes	51	27.42 %
Over Votes	0	0.00 %
Total Votes Cast	186	
CORVALLIS SCHOOL DIST. #509J P6		
GILBERT SMITH	38	20.43 %
ROBERT BALDWIN	140	75.27 %
Write Ins	3	1.61 %
Total	181	
Under Votes	4	2.15 %
Over Votes	1	0.54 %
Total Votes Cast	186	
CORVALLIS SCHOOL DIST. #509J P7		
JOHN FRIDAY	137	73.66 %
Write Ins	4	2.15 %
Total	141	
Under Votes	45	24.19 %
Over Votes	0	0.00 %
Total Votes Cast	186	

SPECIAL ELECTION

03/09/99

Benton County, OR

03/16/99 11:21:45AM Page: 58

Precinct Name 072 PRECINCT 155

Candidate	Votes	Percent
CORVALLIS SCHOOL DIST. #509J P2		
ROBERT T. JOHNSON	5	83.33 %
Write Ins	0	0.00 %
Total	5	
Under Votes	1	16.67 %
Over Votes	0	0.00 %
Total Votes Cast	6	
CORVALLIS SCHOOL DIST. #509J P3		
JAY DIXON	5	83.33 %
Write Ins	0	0.00 %
Total	5	
Under Votes	1	16.67 %
Over Votes	0	0.00 %
Total Votes Cast	6	
CORVALLIS SCHOOL DIST. #509J P6		
GILBERT SMITH	3	50.00 %
ROBERT BALDWIN	3	50.00 %
Write Ins	0	0.00 %
Total	6	
Under Votes	0	0.00 %
Over Votes	0	0.00 %
Total Votes Cast	6	
CORVALLIS SCHOOL DIST. #509J P7		
JOHN FRIDAY	4	66.67 %
Write Ins	0	0.00 %
Total	4	
Under Votes	2	33.33 %
Over Votes	0	0.00 %
Total Votes Cast	6	

SPECIAL ELECTION

03/09/99

Benton County, OR

03/16/99 11:21:45AM Page: 59

Precinct Name 073 PRECINCT 156

Candidate	Votes	Percent
CORVALLIS SCHOOL DIST. #509J P2		
ROBERT T. JOHNSON	44	68.75 %
Write Ins	1	1.56 %
Total	45	
Under Votes	19	29.69 %
Over Votes	0	0.00 %
Total Votes Cast	64	
CORVALLIS SCHOOL DIST. #509J P3		
JAY DIXON	45	70.31 %
Write Ins	1	1.56 %
Total	46	
Under Votes	18	28.13 %
Over Votes	0	0.00 %
Total Votes Cast	64	
CORVALLIS SCHOOL DIST. #509J P6		
GILBERT SMITH	11	17.19 %
ROBERT BALDWIN	49	76.56 %
Write Ins	0	0.00 %
Total	60	
Under Votes	4	6.25 %
Over Votes	0	0.00 %
Total Votes Cast	64	
CORVALLIS SCHOOL DIST. #509J P7		
JOHN FRIDAY	46	71.88 %
Write Ins	0	0.00 %
Total	46	
Under Votes	18	28.13 %
Over Votes	0	0.00 %
Total Votes Cast	64	

SPECIAL ELECTION

03/09/99

Benton County, OR

03/16/99 11:21:45AM Page: 60

Precinct Name 074 PRECINCT 157

Candidate	Votes	Percent
CORVALLIS SCHOOL DIST. #509J P2		
ROBERT T. JOHNSON	27	72.97 %
Write Ins	0	0.00 %
Total	27	
Under Votes	10	27.03 %
Over Votes	0	0.00 %
Total Votes Cast	37	
CORVALLIS SCHOOL DIST. #509J P3		
JAY DIXON	27	72.97 %
Write Ins	0	0.00 %
Total	27	
Under Votes	10	27.03 %
Over Votes	0	0.00 %
Total Votes Cast	37	
CORVALLIS SCHOOL DIST. #509J P6		
GILBERT SMITH	7	18.92 %
ROBERT BALDWIN	29	78.38 %
Write Ins	0	0.00 %
Total	36	
Under Votes	1	2.70 %
Over Votes	0	0.00 %
Total Votes Cast	37	
CORVALLIS SCHOOL DIST. #509J P7		
JOHN FRIDAY	23	62.16 %
Write Ins	1	2.70 %
Total	24	
Under Votes	13	35.14 %
Over Votes	0	0.00 %
Total Votes Cast	37	

SPECIAL ELECTION

03/09/99

Benton County, OR

03/16/99 11:21:45AM Page: 61

Precinct Name 075 PRECINCT 158

Candidate	Votes	Percent
CORVALLIS SCHOOL DIST. #509J P2		
ROBERT T. JOHNSON	122	73.49 %
Write Ins	2	1.20 %
Total	124	
Under Votes	42	25.30 %
Over Votes	0	0.00 %
Total Votes Cast	166	
CORVALLIS SCHOOL DIST. #509J P3		
JAY DIXON	122	73.49 %
Write Ins	0	0.00 %
Total	122	
Under Votes	44	26.51 %
Over Votes	0	0.00 %
Total Votes Cast	166	
CORVALLIS SCHOOL DIST. #509J P6		
GILBERT SMITH	49	29.52 %
ROBERT BALDWIN	104	62.65 %
Write Ins	0	0.00 %
Total	153	
Under Votes	11	6.63 %
Over Votes	2	1.20 %
Total Votes Cast	166	
CORVALLIS SCHOOL DIST. #509J P7		
JOHN FRIDAY	117	70.48 %
Write Ins	2	1.20 %
Total	119	
Under Votes	47	28.31 %
Over Votes	0	0.00 %
Total Votes Cast	166	

SPECIAL ELECTION

03/09/99

Benton County, OR

03/16/99 11:21:45AM Page: 62

Precinct Name 076 PRECINCT 159

Candidate	Votes	Percent
CORVALLIS SCHOOL DIST. #509J P2		
ROBERT T. JOHNSON	30	85.71 %
Write Ins	0	0.00 %
Total	30	
Under Votes	5	14.29 %
Over Votes	0	0.00 %
Total Votes Cast	35	
CORVALLIS SCHOOL DIST. #509J P3		
JAY DIXON	31	88.57 %
Write Ins	0	0.00 %
Total	31	
Under Votes	4	11.43 %
Over Votes	0	0.00 %
Total Votes Cast	35	
CORVALLIS SCHOOL DIST. #509J P6		
GILBERT SMITH	5	14.29 %
ROBERT BALDWIN	28	80.00 %
Write Ins	0	0.00 %
Total	33	
Under Votes	2	5.71 %
Over Votes	0	0.00 %
Total Votes Cast	35	
CORVALLIS SCHOOL DIST. #509J P7		
JOHN FRIDAY	33	94.29 %
Write Ins	0	0.00 %
Total	33	
Under Votes	2	5.71 %
Over Votes	0	0.00 %
Total Votes Cast	35	

SPECIAL ELECTION

03/09/99

Benton County, OR

03/16/99 11:21:45AM Page: 63

Precinct Name 083 PRECINCT 167

Candidate	Votes	Percent
CORVALLIS SCHOOL DIST. #509J P2		
ROBERT T. JOHNSON	100	74.07 %
Write Ins	6	4.44 %
Total	106	
Under Votes	28	20.74 %
Over Votes	1	0.74 %
Total Votes Cast	135	
CORVALLIS SCHOOL DIST. #509J P3		
JAY DIXON	96	71.11 %
Write Ins	4	2.96 %
Total	100	
Under Votes	35	25.93 %
Over Votes	0	0.00 %
Total Votes Cast	135	
CORVALLIS SCHOOL DIST. #509J P6		
GILBERT SMITH	30	22.22 %
ROBERT BALDWIN	101	74.81 %
Write Ins	1	0.74 %
Total	132	
Under Votes	3	2.22 %
Over Votes	0	0.00 %
Total Votes Cast	135	
CORVALLIS SCHOOL DIST. #509J P7		
JOHN FRIDAY	92	68.15 %
Write Ins	4	2.96 %
Total	96	
Under Votes	39	28.89 %
Over Votes	0	0.00 %
Total Votes Cast	135	

SPECIAL ELECTION

03/09/99

Benton County, OR

03/16/99 11:21:45AM Page: 64

Precinct Name 084 PRECINCT 168

	Candidate	Votes	Percent
CORVALLIS SCHOOL DIST. #509J P2			
	ROBERT T. JOHNSON	175	77.09 %
	Write Ins	0	0.00 %
	Total	175	
	Under Votes	52	22.91 %
	Over Votes	0	0.00 %
	Total Votes Cast	227	
CORVALLIS SCHOOL DIST. #509J P3			
	JAY DIXON	167	73.57 %
	Write Ins	0	0.00 %
	Total	167	
	Under Votes	60	26.43 %
	Over Votes	0	0.00 %
	Total Votes Cast	227	
CORVALLIS SCHOOL DIST. #509J P6			
	GILBERT SMITH	53	23.35 %
	ROBERT BALDWIN	165	72.69 %
	Write Ins	0	0.00 %
	Total	218	
	Under Votes	9	3.96 %
	Over Votes	0	0.00 %
	Total Votes Cast	227	
CORVALLIS SCHOOL DIST. #509J P7			
	JOHN FRIDAY	171	75.33 %
	Write Ins	0	0.00 %
	Total	171	
	Under Votes	56	24.67 %
	Over Votes	0	0.00 %
	Total Votes Cast	227	

CORVALLIS 509J/A DIR POS 2

NON PARTISAN Votes Percent

	ROBERT T. JOHN	OVER VOTES	UNDER VOTES	
42 DM	2	100.00		
42 DN	13	86.67	2	13.33
42 DO				
44 DP			1	100.00
44 DQ	8	57.14	6	42.86
44 DR	137	74.05	48	25.95
	160	73.73	57	26.27

Registered Voters: 908 Ballots Received: 217 23.90

I hereby certify this copy to be a true, full and correct copy of the original now on record in my office.
 STEVE DRUCKENMILLER

Steve Druckenmiller

 Deputy
 3-16-99

1
2
3
4
5
6
7
8
9
10
11
12
13
14
15
16
17
18
19
20
21
22
23
24
25
26
27
28
29
30
31
32
33
34
35
36
37
38
39
40
41
42

CORVALLIS 509J/A DIR POS 3

NON PARTISAN Votes Percent

	JAY DIXON	OVER VOTES	UNDER VOTES	
42 DM	2	100.00		
42 DN	13	86.67	2	13.33
42 DO				
44 DP			1	100.00
44 DQ	8	57.14	6	42.86
44 DR	135	72.97	50	27.03
	158	72.81	59	27.19
Registered Voters:		908	Ballots Received:	217 23.90

I hereby certify this copy to be a true,
 full and correct copy of the original now
 on record in my office.
 STEVE DRUCKENMILLER

John Kim County Clerk
 3-16-99 Deputy

16
17
18
19
20
21
22
23
24
25
26
27
28
29
30
31
32
33
34
35
36
37
38
39
40
41
42
43
44

CORVALLIS 509J/A DIR POS 6

NON PARTISAN Votes Percent

	GILBERT SMITH	ROBERT BALDWIN	OVER VOTES	UNDER VOTES
42 DM	2 100.00			
42 DN	1 6.67	9 60.00	2 13.33	3 20.00
42 DO				
44 DP		1 100.00		
44 DQ	2 14.29	10 71.43		2 14.29
44 DR	68 36.76	96 51.89	2 1.08	19 10.27
	73 33.64	116 53.46	4 1.84	24 11.06
	Registered Voters: 908	Ballots Received: 217	23.90	

I hereby certify this copy to be a true,
full and correct copy of the original now
on record in my office.
STEVE DRUCKENMILLER

Steve Druckenmiller
County Clerk
Deputy
3-16-99

CORVALLIS 509J/A DIR POS 7

NON PARTISAN Votes Percent

	JOHN FRIDAY	OVER VOTES	UNDER VOTES	
42 DM	2 100.00			
42 DN	11 73.33		4 26.67	
42 DO				
44 DP	1 100.00			
44 DQ	8 57.14		6 42.86	
44 DR	138 74.59		47 25.41	
	160 73.73		57 26.27	

Registered Voters: 908 Ballots Received: 217 23.90

I hereby certify this copy to be a true,
 full and correct copy of the original now
 on record in my office.
 STEVE DRUCKENMILLER

John Williams
 County Clerk
 Deputy
 3-16-99

19
20
21
22
23
24
25
26
27
28
29
30
31
32
33
34
35
36
37
38
39
40
41
42

85

85

100.00 %

Greater Albany School District 8J

SPECIAL ELECTION

03/09/99

Benton County, OR

8/99 2:03:47PM Page: 1

Race Name GREATER ALBANY SCHOOL DIST. #8J ZONE 1

Precinct	Candidate	Votes	Percent
051 PRECINCT 134			
	FRANK BRICKER	12	100.00 %
	Write Ins	0	0.00 %
	Total	12	
	Under Votes	0	0.00 %
	Over Votes	0	0.00 %
	Total Votes Cast	12	
052 PRECINCT 135			
	FRANK BRICKER	59	73.75 %
	Write Ins	0	0.00 %
	Total	59	
	Under Votes	21	26.25 %
	Over Votes	0	0.00 %
	Total Votes Cast	80	
060 PRECINCT 143			
	FRANK BRICKER	9	90.00 %
	Write Ins	1	10.00 %
	Total	10	
	Under Votes	0	0.00 %
	Over Votes	0	0.00 %
	Total Votes Cast	10	
061 PRECINCT 144			
	FRANK BRICKER	158	76.33 %
	Write Ins	0	0.00 %
	Total	158	
	Under Votes	49	23.67 %
	Over Votes	0	0.00 %
	Total Votes Cast	207	
077 PRECINCT 160			
	FRANK BRICKER	13	92.86 %
	Write Ins	0	0.00 %
	Total	13	
	Under Votes	1	7.14 %
	Over Votes	0	0.00 %
	Total Votes Cast	14	
079 PRECINCT 163			
	FRANK BRICKER	4	100.00 %
	Write Ins	0	0.00 %
	Total	4	
	Under Votes	0	0.00 %
	Over Votes	0	0.00 %
	Total Votes Cast	4	
080 PRECINCT 164			
	FRANK BRICKER	161	76.67 %
	Write Ins	5	2.38 %

SPECIAL ELECTION

03/09/99

Benton County, OR

03/18/99 2:03:47PM Page: 2

Race Name GREATER ALBANY SCHOOL DIST. #8J ZONE 1

Precinct	Candidate	Votes	Percent
	Total	166	
	Under Votes	43	20.48 %
	Over Votes	1	0.48 %
	Total Votes Cast	210	

081 PRECINCT 165			
	FRANK BRICKER	182	76.47 %
	Write Ins	6	2.52 %
	Total	188	
	Under Votes	50	21.01 %
	Over Votes	0	0.00 %
	Total Votes Cast	238	

082 PRECINCT 166			
	FRANK BRICKER	203	74.63 %
	Write Ins	2	0.74 %
	Total	205	
	Under Votes	67	24.63 %
	Over Votes	0	0.00 %
	Total Votes Cast	272	

SPECIAL ELECTION

03/09/99

Benton County, OR

03/18/99 2:03:47PM Page: 3

Race Name GREATER ALBANY SCHOOL DIST. #8J ZONE 3

Precinct	Candidate	Votes	Percent
051 PRECINCT 134			
	NICK S. LAHANAS	7	58.33 %
	Write Ins	0	0.00 %
	Total	7	
	Under Votes	5	41.67 %
	Over Votes	0	0.00 %
	Total Votes Cast	12	
052 PRECINCT 135			
	NICK S. LAHANAS	50	62.50 %
	Write Ins	0	0.00 %
	Total	50	
	Under Votes	30	37.50 %
	Over Votes	0	0.00 %
	Total Votes Cast	80	
060 PRECINCT 143			
	NICK S. LAHANAS	8	80.00 %
	Write Ins	1	10.00 %
	Total	9	
	Under Votes	1	10.00 %
	Over Votes	0	0.00 %
	Total Votes Cast	10	
066 PRECINCT 144			
	NICK S. LAHANAS	128	61.84 %
	Write Ins	3	1.45 %
	Total	131	
	Under Votes	76	36.71 %
	Over Votes	0	0.00 %
	Total Votes Cast	207	
077 PRECINCT 160			
	NICK S. LAHANAS	9	64.29 %
	Write Ins	0	0.00 %
	Total	9	
	Under Votes	5	35.71 %
	Over Votes	0	0.00 %
	Total Votes Cast	14	
079 PRECINCT 163			
	NICK S. LAHANAS	4	100.00 %
	Write Ins	0	0.00 %
	Total	4	
	Under Votes	0	0.00 %
	Over Votes	0	0.00 %
	Total Votes Cast	4	
080 PRECINCT 164			
	NICK S. LAHANAS	153	72.86 %
	Write Ins	3	1.43 %
	Total	156	
	Under Votes	54	25.71 %
	Over Votes	0	0.00 %
	Total Votes Cast	210	

SPECIAL ELECTION

03/09/99

Benton County, OR

03/18/99 2:03:47PM Page: 4

Race Name GREATER ALBANY SCHOOL DIST. #8J ZONE 3

Precinct	Candidate	Votes	Percent
081 PRECINCT 165			
	NICK S. LAHANAS	159	66.81 %
	Write Ins	3	1.26 %
	Total	162	
	Under Votes	75	31.51 %
	Over Votes	1	0.42 %
	Total Votes Cast	238	
082 PRECINCT 166			
	NICK S. LAHANAS	182	66.91 %
	Write Ins	1	0.37 %
	Total	183	
	Under Votes	89	32.72 %
	Over Votes	0	0.00 %
	Total Votes Cast	272	

SPECIAL ELECTION

03/09/99

Benton County, OR

03/18/99 2:03:47PM Page: 5

Race Name GREATER ALBANY SCHOOL DIST. #8J ZONE 4

Precinct	Candidate	Votes	Percent
051 PRECINCT 134			
	B. JANE FISHER	5	41.67 %
	ROGER S. SAW	6	50.00 %
	CLAUDIA A. STONE	1	8.33 %
	Write Ins	0	0.00 %
	Total	12	
	Under Votes	0	0.00 %
	Over Votes	0	0.00 %
	Total Votes Cast	12	
052 PRECINCT 135			
	B. JANE FISHER	11	13.75 %
	ROGER S. SAW	12	15.00 %
	CLAUDIA A. STONE	25	31.25 %
	Write Ins	0	0.00 %
	Total	48	
	Under Votes	32	40.00 %
	Over Votes	0	0.00 %
	Total Votes Cast	80	
060 PRECINCT 143			
	B. JANE FISHER	2	20.00 %
	ROGER S. SAW	2	20.00 %
	CLAUDIA A. STONE	6	60.00 %
	Write Ins	0	0.00 %
	Total	10	
	Under Votes	0	0.00 %
	Over Votes	0	0.00 %
	Total Votes Cast	10	
061 PRECINCT 144			
	B. JANE FISHER	53	25.60 %
	ROGER S. SAW	42	20.29 %
	CLAUDIA A. STONE	60	28.99 %
	Write Ins	0	0.00 %
	Total	155	
	Under Votes	51	24.64 %
	Over Votes	1	0.48 %
	Total Votes Cast	207	
077 PRECINCT 160			
	B. JANE FISHER	4	28.57 %
	ROGER S. SAW	2	14.29 %
	CLAUDIA A. STONE	4	28.57 %
	Write Ins	0	0.00 %
	Total	10	
	Under Votes	4	28.57 %
	Over Votes	0	0.00 %
	Total Votes Cast	14	
078 PRECINCT 163			
	B. JANE FISHER	1	25.00 %
	ROGER S. SAW	2	50.00 %
	CLAUDIA A. STONE	0	0.00 %
	Write Ins	0	0.00 %

SPECIAL ELECTION

03/09/99

Benton County, OR

03/18/99 2:03:47PM Page: 6

Race Name GREATER ALBANY SCHOOL DIST. #8J ZONE 4

Precinct	Candidate	Votes	Percent
	Total	3	
	Under Votes	1	25.00 %
	Over Votes	0	0.00 %
	Total Votes Cast	4	

080 PRECINCT 164			
	B. JANE FISHER	79	37.62 %
	ROGER S. SAW	38	18.10 %
	CLAUDIA A. STONE	49	23.33 %
	Write Ins	1	0.48 %
	Total	167	
	Under Votes	43	20.48 %
	Over Votes	0	0.00 %
	Total Votes Cast	210	

081 PRECINCT 165			
	B. JANE FISHER	68	28.57 %
	ROGER S. SAW	58	24.37 %
	CLAUDIA A. STONE	56	23.53 %
	Write Ins	1	0.42 %
	Total	183	
	Under Votes	54	22.69 %
	Over Votes	1	0.42 %
	Total Votes Cast	238	

082 PRECINCT 166			
	B. JANE FISHER	77	28.31 %
	ROGER S. SAW	66	24.26 %
	CLAUDIA A. STONE	78	28.68 %
	Write Ins	2	0.74 %
	Total	223	
	Under Votes	49	18.01 %
	Over Votes	0	0.00 %
	Total Votes Cast	272	

Precincts Reporting

Total Precincts

Percent Completed

85

85

100.00 %

Harrisburg School District 7J

SPECIAL ELECTION

03/09/99

Benton County, OR

03/09/99 2:24:23PM Page: 1

Race Name

HARRISBURG SCHOOL DIST. #7J P2

Precinct	Candidate	Votes	Percent
057 PRECINCT 140			
	TESS CERSOVSKI	2	50.00 %
	BRENDA DEE HOILAND	2	50.00 %
	Write Ins	0	0.00 %
	Total	4	
	Under Votes	0	0.00 %
	Over Votes	0	0.00 %
	Total Votes Cast	4	

SPECIAL ELECTION

03/09/99

Benton County, OR

03/18/99 2:24:23PM Page: 2

Race Name HARRISBURG SCHOOL DIST. #7J P3

Precinct	Candidate	Votes	Percent
057 PRECINCT 140	DENNIS DAME	0	0.00 %
	BRET SUMMERFIELD	3	75.00 %
	LISA WILCHER	1	25.00 %
	Write Ins	0	0.00 %
	Total	4	
	Under Votes	0	0.00 %
	Over Votes	0	0.00 %
	Total Votes Cast	4	

Precincts Reporting

Total Precincts

Percent Completed

85

85

100.00 %

Monroe School District 1J

SPECIAL ELECTION

03/09/99

Benton County, OR

03/09 1:44:00PM Page: 1

Precinct Name 057 PRECINCT 140

Race	Candidate	Votes	Percent
MONROE SCHOOL DIST. #1J ZONE 2			
	ROBERT O'BRIEN	95	50.00 %
	MARY ALLARDT-WONG	81	42.63 %
	Write Ins	2	1.05 %
	Total	178	
	Under Votes	12	6.32 %
	Over Votes	0	0.00 %
	Total Votes Cast	190	
MONROE SCHOOL DIST. #1J ZONE 3			
	ELIZABETH (LIZ) BROOKS	144	75.79 %
	Write Ins	2	1.05 %
	Total	146	
	Under Votes	44	23.16 %
	Over Votes	0	0.00 %
	Total Votes Cast	190	

SPECIAL ELECTION

03/09/99

Benton County, OR

03/16/99 1:44:00PM Page: 2

Precinct Name 066 PRECINCT 149

Candidate	Votes	Percent
-----------	-------	---------

MONROE SCHOOL DIST. #1J ZONE 2

ROBERT O'BRIEN	49	54.44 %
MARY ALLARDT-WONG	36	40.00 %
Write Ins	3	3.33 %
Total	88	
Under Votes	2	2.22 %
Over Votes	0	0.00 %
Total Votes Cast	90	

MONROE SCHOOL DIST. #1J ZONE 3

ELIZABETH (LIZ) BROOKS	80	88.89 %
Write Ins	1	1.11 %
Total	81	
Under Votes	9	10.00 %
Over Votes	0	0.00 %
Total Votes Cast	90	

SPECIAL ELECTION

03/09/99

Benton County, OR

03/16/99 1:44:00PM Page: 3

Precinct Name 067 PRECINCT 150

R	Candidate	Votes	Percent
MONROE SCHOOL DIST. #1J ZONE 2			
	ROBERT O'BRIEN	27	61.36 %
	MARY ALLARDT-WONG	14	31.82 %
	Write Ins	1	2.27 %
	Total	42	
	Under Votes	2	4.55 %
	Over Votes	0	0.00 %
	Total Votes Cast	44	

MONROE SCHOOL DIST. #1J ZONE 3			
	ELIZABETH (LIZ) BROOKS	39	88.64 %
	Write Ins	1	2.27 %
	Total	40	
	Under Votes	4	9.09 %
	Over Votes	0	0.00 %
	Total Votes Cast	44	

SPECIAL ELECTION

03/09/99

Benton County, OR

03/16/99 1:44:00PM Page: 4

Precinct Name 068 PRECINCT 151

R	Candidate	Votes	Percent
MONROE SCHOOL DIST. #1J ZONE 2			
	ROBERT O'BRIEN	62	46.27 %
	MARY ALLARDT-WONG	70	52.24 %
	Write Ins	0	0.00 %
	Total	132	
	Under Votes	2	1.49 %
	Over Votes	0	0.00 %
	Total Votes Cast	134	

MONROE SCHOOL DIST. #1J ZONE 3			
	ELIZABETH (LIZ) BROOKS	95	70.90 %
	Write Ins	4	2.99 %
	Total	99	
	Under Votes	35	26.12 %
	Over Votes	0	0.00 %
	Total Votes Cast	134	

MONROE SCHOOL DIST 1J, ZONE 2

Page Number 88.001.001


	REGISTE RED VOTERS	TURN OUT	TURN OUT PER CENT AGE	MONROE SCHOOL DIST #1J	MARY ALLARDT- WONG DIST #1J
PRAIRIE	1449	254	17.5%	3	12
**** TOTALS ****	1449	254	17.5%	3	12

I certify that the votes recorded on this March 9, 1999 Special Election abstract correction summarize the votes cast for this contest/measure.

Dated this 19th day of March, 1999.

Annette K. Newingham

Annette K. Newingham
Chief Deputy County Clerk



MONROE SCHOOL DIST 1J, ZONE 3

Page Number 89.001.001

REGISTERED VOTERS	TURNOUT	TURNOUT PERCENTAGE	ELIZABETH (LIZ) MONROE SCHOOL DIST #1J BROOKS
1449	254	17.5%	13
1449	254	17.5%	13


PRAIRIE 1449 254 17.5% 13

**** TOTALS **** 1449 254 17.5% 13

I certify that the votes recorded on this March 9, 1999 Special Election abstract correction summarize the votes cast for this contest/measure.

Dated this 19th day of March, 1999.

Annette K. Newingham
Chief Deputy County Clerk



Precincts Reporting

Total Precincts

Percent Completed

85

85

100.00 %

Philomath School District 17J

SPECIAL ELECTION

03/09/99

Benton County, OR

5/99 2:07:17PM Page: 1

Precinct Name 047 PRECINCT 130

Race	Candidate	Votes	Percent
PHILOMATH SCHOOL DIST. #17J ZONE 2			
	MARK PHILLIPS	109	79.56 %
	Write Ins	1	0.73 %
	Total	110	
	Under Votes	27	19.71 %
	Over Votes	0	0.00 %
	Total Votes Cast	137	
PHILOMATH SCHOOL DIST. #17J ZONE 5			
	KEVIN COLLINS	128	93.43 %
	Write Ins	2	1.46 %
	Total	130	
	Under Votes	7	5.11 %
	Over Votes	0	0.00 %
	Total Votes Cast	137	

SPECIAL ELECTION

03/09/99

Benton County, OR

03/16/99 2:07:17PM Page: 2

Precinct Name 049 PRECINCT 132

Race	Candidate	Votes	Percent
PHILOMATH SCHOOL DIST. #17J ZONE 2			
	MARK PHILLIPS	111	87.40 %
	Write Ins	3	2.36 %
	Total	114	
	Under Votes	11	8.66 %
	Over Votes	2	1.57 %
	Total Votes Cast	127	
PHILOMATH SCHOOL DIST. #17J ZONE 5			
	KEVIN COLLINS	115	90.55 %
	Write Ins	0	0.00 %
	Total	115	
	Under Votes	12	9.45 %
	Over Votes	0	0.00 %
	Total Votes Cast	127	

SPECIAL ELECTION

03/09/99

Benton County, OR

03/16/99 2:07:17PM Page: 3

Precinct Name 050 PRECINCT 133

	Candidate	Votes	Percent
PHILOMATH SCHOOL DIST. #17J ZONE 2			
	MARK PHILLIPS	105	84.00 %
	Write Ins	5	4.00 %
	Total	110	
	Under Votes	14	11.20 %
	Over Votes	1	0.80 %
	Total Votes Cast	125	
PHILOMATH SCHOOL DIST. #17J ZONE 5			
	KEVIN COLLINS	103	82.40 %
	Write Ins	5	4.00 %
	Total	108	
	Under Votes	17	13.60 %
	Over Votes	0	0.00 %
	Total Votes Cast	125	

SPECIAL ELECTION

03/09/99

Benton County, OR

03/16/99 2:07:17PM Page: 4

Precinct Name 055 PRECINCT 138

Race	Candidate	Votes	Percent
PHILOMATH SCHOOL DIST. #17J ZONE 2			
	MARK PHILLIPS	51	78.46 %
	Write Ins	1	1.54 %
		Total	
		52	
	Under Votes	13	20.00 %
	Over Votes	0	0.00 %
		Total Votes Cast	
		65	
PHILOMATH SCHOOL DIST. #17J ZONE 5			
	KEVIN COLLINS	48	73.85 %
	Write Ins	0	0.00 %
		Total	
		48	
	Under Votes	17	26.15 %
	Over Votes	0	0.00 %
		Total Votes Cast	
		65	

SPECIAL ELECTION

03/09/99

Benton County, OR

03/16/99 2:07:17PM Page: 5

Precinct Name 069 PRECINCT 152

Race	Candidate	Votes	Percent
PHILOMATH SCHOOL DIST. #17J ZONE 2			
	MARK PHILLIPS	3	100.00 %
	Write Ins	0	0.00 %
	Total	3	
	Under Votes	0	0.00 %
	Over Votes	0	0.00 %
	Total Votes Cast	3	
PHILOMATH SCHOOL DIST. #17J ZONE 5			
	KEVIN COLLINS	3	100.00 %
	Write Ins	0	0.00 %
	Total	3	
	Under Votes	0	0.00 %
	Over Votes	0	0.00 %
	Total Votes Cast	3	

SPECIAL ELECTION

03/09/99

Benton County, OR

03/16/99 2:07:17PM Page: 6

Precinct Name 070 PRECINCT 153

Ballot	Candidate	Votes	Percent
PHILOMATH SCHOOL DIST. #17J ZONE 2			
	MARK PHILLIPS	27	93.10 %
	Write Ins	0	0.00 %
	Total	27	
	Under Votes	2	6.90 %
	Over Votes	0	0.00 %
	Total Votes Cast	29	
PHILOMATH SCHOOL DIST. #17J ZONE 5			
	KEVIN COLLINS	25	86.21 %
	Write Ins	1	3.45 %
	Total	26	
	Under Votes	3	10.34 %
	Over Votes	0	0.00 %
	Total Votes Cast	29	

SPECIAL ELECTION

03/09/99

Benton County, OR

03/16/99 2:07:17PM Page: 7

Precinct Name 072 PRECINCT 155

Race	Candidate	Votes	Percent
PHILOMATH SCHOOL DIST. #17J ZONE 2			
	MARK PHILLIPS	179	88.18 %
	Write Ins	7	3.45 %
	Total	186	
	Under Votes	14	6.90 %
	Over Votes	3	1.48 %
	Total Votes Cast	203	
PHILOMATH SCHOOL DIST. #17J ZONE 5			
	KEVIN COLLINS	187	92.12 %
	Write Ins	5	2.46 %
	Total	192	
	Under Votes	11	5.42 %
	Over Votes	0	0.00 %
	Total Votes Cast	203	

SPECIAL ELECTION

03/09/99

Benton County, OR

03/16/99 2:07:17PM Page: 8

Precinct Name 073 PRECINCT 156

Precinct Name	Candidate	Votes	Percent
PHILOMATH SCHOOL DIST. #17J ZONE 2			
	MARK PHILLIPS	0	0 %
	Write Ins	0	0 %
		Total	0
	Under Votes	0	0 %
	Over Votes	0	0 %
		Total Votes Cast	
PHILOMATH SCHOOL DIST. #17J ZONE 5			
	KEVIN COLLINS	0	0 %
	Write Ins	0	0 %
		Total	0
	Under Votes	0	0 %
	Over Votes	0	0 %
		Total Votes Cast	

SPECIAL ELECTION

03/09/99

Benton County, OR

03/16/99 2:07:17PM Page: 9

Precinct Name 078 PRECINCT 161

Race	Candidate	Votes	Percent
PHILOMATH SCHOOL DIST. #17J ZONE 2			
	MARK PHILLIPS	216	91.53 %
	Write Ins	2	0.85 %
		Total	
		218	
	Under Votes	17	7.20 %
	Over Votes	1	0.42 %
		Total Votes Cast	
		236	
PHILOMATH SCHOOL DIST. #17J ZONE 5			
	KEVIN COLLINS	214	90.68 %
	Write Ins	2	0.85 %
		Total	
		216	
	Under Votes	20	8.47 %
	Over Votes	0	0.00 %
		Total Votes Cast	
		236	

SPECIAL ELECTION

03/09/99

Benton County, OR

03/16/99 2:07:17PM Page: 10

Precinct Name 085 PRECINCT 169

Candidate	Votes	Percent
PHILOMATH SCHOOL DIST. #17J ZONE 2		
MARK PHILLIPS	11	78.57 %
Write Ins	0	0.00 %
Total	11	
Under Votes	3	21.43 %
Over Votes	0	0.00 %
Total Votes Cast	14	
PHILOMATH SCHOOL DIST. #17J ZONE 5		
KEVIN COLLINS	14	100.00 %
Write Ins	0	0.00 %
Total	14	
Under Votes	0	0.00 %
Over Votes	0	0.00 %
Total Votes Cast	14	

Precincts Reporting

Total Precincts

Percent Completed

85

85

100.00 %

Adair Rural Fire Protection District

SPECIAL ELECTION

03/09/99

Benton County, OR

10/99 10:21:49AM Page: 1

Precinct Name 065 PRECINCT 148

Race	Candidate	Votes	Percent
ADAIR RURAL FIRE PROT. DIST. P1			
	TOM SMITH	112	75.17 %
	Write Ins	0	0.00 %
		Total	112
	Under Votes	37	24.83 %
	Over Votes	0	0.00 %
		Total Votes Cast	149
ADAIR RURAL FIRE PROT. DIST. P2			
	WILL DAVIS	109	73.15 %
	Write Ins	1	0.67 %
		Total	110
	Under Votes	39	26.17 %
	Over Votes	0	0.00 %
		Total Votes Cast	149

SPECIAL ELECTION

03/09/99

Benton County, OR

03/16/99 10:21:49AM Page: 2

Precinct Name 075 PRECINCT 158

	Candidate	Votes	Percent
ADAIR RURAL FIRE PROT. DIST. P1			
	TOM SMITH	4	100.00 %
	Write Ins	0	0.00 %
		Total	
	Under Votes	4	
	Over Votes	0	0.00 %
		0	0.00 %
		Total Votes Cast	4
ADAIR RURAL FIRE PROT. DIST. P2			
	WILL DAVIS	4	100.00 %
	Write Ins	0	0.00 %
		Total	
	Under Votes	4	
	Over Votes	0	0.00 %
		0	0.00 %
		Total Votes Cast	4

SPECIAL ELECTION

03/09/99

Benton County, OR

03/16/99 10:21:49AM Page: 3

Precinct Name 076 PRECINCT 159

Candidate	Votes	Percent
ADAIR RURAL FIRE PROT. DIST. P1		
TOM SMITH	33	94.29 %
Write Ins	0	0.00 %
Total	33	
Under Votes	2	5.71 %
Over Votes	0	0.00 %
Total Votes Cast	35	
ADAIR RURAL FIRE PROT. DIST. P2		
WILL DAVIS	32	91.43 %
Write Ins	0	0.00 %
Total	32	
Under Votes	3	8.57 %
Over Votes	0	0.00 %
Total Votes Cast	35	

Precincts Reporting

Total Precincts

Percent Completed

85

85

100.00 %

Alsea Rural Fire Protection District

SPECIAL ELECTION

03/09/99

Benton County, OR

5/99 10:22:31AM Page: 1

Precinct Name 054 PRECINCT 137

Race	Candidate	Votes	Percent
ALSEA RURAL FIRE PROT. DIST. P2			
	ERIC W. LUNDGREN	232	89.58 %
	Write Ins	1	0.39 %
	Total	233	
	Under Votes	26	10.04 %
	Over Votes	0	0.00 %
	Total Votes Cast	259	
ALSEA RURAL FIRE PROT. DIST. P4			
	CAROL A. DEYOUNG	103	39.77 %
	CHRISTY MCGUIRE	138	53.28 %
	Write Ins	1	0.39 %
	Total	242	
	Under Votes	17	6.56 %
	Over Votes	0	0.00 %
	Total Votes Cast	259	
ALSEA RURAL FIRE PROT. DIST. P5			
	RICK ELLIOTT	67	25.87 %
	WALTER HENDRIX	176	67.95 %
	Write Ins	0	0.00 %
	Total	243	
	Under Votes	15	5.79 %
	Over Votes	1	0.39 %
	Total Votes Cast	259	

Precincts Reporting

Total Precincts

Percent Completed

85

85

100.00 %

Blodgett Summitt Fire Protection District

SPECIAL ELECTION

03/09/99

Benton County, OR

3/99 10:22:56AM Page: 1

Precinct Name 047 PRECINCT 130

Race	Candidate	Votes	Percent
------	-----------	-------	---------

BLODGETT-SUMMIT FIRE PROT. DIST. P1

DAVID FEINBERG	0	0 %
Write Ins	0	0 %

Total 0

Under Votes	0	0 %
Over Votes	0	0 %

Total Votes Cast

BLODGETT-SUMMIT FIRE PROT. DIST. P2

RAY DIMMITT	0	0 %
Write Ins	0	0 %

Total 0

Under Votes	0	0 %
Over Votes	0	0 %

Total Votes Cast

SPECIAL ELECTION

03/09/99

Benton County, OR

03/16/99 10:22:56AM Page: 2

Precinct Name 055 PRECINCT 138

	Candidate	Votes	Percent
BLODGETT-SUMMIT FIRE PROT. DIST. P1			
	DAVID FEINBERG	61	95.31 %
	Write Ins	0	0.00 %
		Total	
		61	
	Under Votes	3	4.69 %
	Over Votes	0	0.00 %
		Total Votes Cast	
		64	
BLODGETT-SUMMIT FIRE PROT. DIST. P2			
	RAY DIMMITT	58	90.63 %
	Write Ins	0	0.00 %
		Total	
		58	
	Under Votes	6	9.38 %
	Over Votes	0	0.00 %
		Total Votes Cast	
		64	

Precincts Reporting

Total Precincts

Percent Completed

85

85

100.00 %

Corvallis Rural Fire Protection District

SPECIAL ELECTION

03/09/99

Benton County, OR

5/99 10:59:54AM Page: 1

Precinct Name 048 PRECINCT 131

Race	Candidate	Votes	Percent
CORVALLIS RURAL FIRE PROT. DIST. P3			
	RICHARD E. ELLIS	2	40.00 %
	Write Ins	0	0.00 %
	Total	2	
	Under Votes	3	60.00 %
	Over Votes	0	0.00 %
	Total Votes Cast	5	
CORVALLIS RURAL FIRE PROT. DIST. P4			
	No Declared Candidates	0	0.00 %
	Write Ins	0	0.00 %
	Total	0	
	Under Votes	5	100.00 %
	Over Votes	0	0.00 %
	Total Votes Cast	5	
CORVALLIS RURAL FIRE PROT. DIST. P5			
	No Declared Candidates	0	0.00 %
	Write Ins	0	0.00 %
	Total	0	
	Under Votes	5	100.00 %
	Over Votes	0	0.00 %
	Total Votes Cast	5	

SPECIAL ELECTION

03/09/99

Benton County, OR

03/16/99 10:59:54AM Page: 2

Precinct Name 053 PRECINCT 136

	Candidate	Votes	Percent
CORVALLIS RURAL FIRE PROT. DIST. P3			
	RICHARD E. ELLIS	78	70.91 %
	Write Ins	0	0.00 %
	Total	78	
	Under Votes	32	29.09 %
	Over Votes	0	0.00 %
	Total Votes Cast	110	
CORVALLIS RURAL FIRE PROT. DIST. P4			
	No Declared Candidates	0	0.00 %
	Write Ins	4	3.64 %
	Total	4	
	Under Votes	106	96.36 %
	Over Votes	0	0.00 %
	Total Votes Cast	110	
CORVALLIS RURAL FIRE PROT. DIST. P5			
	No Declared Candidates	0	0.00 %
	Write Ins	3	2.73 %
	Total	3	
	Under Votes	107	97.27 %
	Over Votes	0	0.00 %
	Total Votes Cast	110	

SPECIAL ELECTION

03/09/99

Benton County, OR

03/16/99 10:59:54AM Page: 3

Precinct Name 056 PRECINCT 139

Candidate	Votes	Percent
CORVALLIS RURAL FIRE PROT. DIST. P3		
RICHARD E. ELLIS	120	76.92 %
Write Ins	1	0.64 %
Total	121	
Under Votes	35	22.44 %
Over Votes	0	0.00 %
Total Votes Cast	156	
CORVALLIS RURAL FIRE PROT. DIST. P4		
No Declared Candidates	0	0.00 %
Write Ins	7	4.49 %
Total	7	
Under Votes	149	95.51 %
Over Votes	0	0.00 %
Total Votes Cast	156	
CORVALLIS RURAL FIRE PROT. DIST. P5		
No Declared Candidates	0	0.00 %
Write Ins	3	1.92 %
Total	3	
Under Votes	153	98.08 %
Over Votes	0	0.00 %
Total Votes Cast	156	

SPECIAL ELECTION

03/09/99

Benton County, OR

03/16/99 10:59:54AM Page: 4

Precinct Name 059 PRECINCT 142

Candidate	Votes	Percent
CORVALLIS RURAL FIRE PROT. DIST. P3		
RICHARD E. ELLIS	184	67.15 %
Write Ins	5	1.82 %
Total	189	
Under Votes	85	31.02 %
Over Votes	0	0.00 %
Total Votes Cast	274	
CORVALLIS RURAL FIRE PROT. DIST. P4		
No Declared Candidates	0	0.00 %
Write Ins	17	6.20 %
Total	17	
Under Votes	257	93.80 %
Over Votes	0	0.00 %
Total Votes Cast	274	
CORVALLIS RURAL FIRE PROT. DIST. P5		
No Declared Candidates	0	0.00 %
Write Ins	2	0.73 %
Total	2	
Under Votes	272	99.27 %
Over Votes	0	0.00 %
Total Votes Cast	274	

SPECIAL ELECTION

03/09/99

Benton County, OR

03/16/99 10:59:54AM Page: 5

Precinct Name 062 PRECINCT 145

Race	Candidate	Votes	Percent
CORVALLIS RURAL FIRE PROT. DIST. P3			
	RICHARD E. ELLIS	44	68.75 %
	Write Ins	1	1.56 %
	Total	45	
	Under Votes	19	29.69 %
	Over Votes	0	0.00 %
	Total Votes Cast	64	
CORVALLIS RURAL FIRE PROT. DIST. P4			
	No Declared Candidates	0	0.00 %
	Write Ins	5	7.81 %
	Total	5	
	Under Votes	59	92.19 %
	Over Votes	0	0.00 %
	Total Votes Cast	64	
CORVALLIS RURAL FIRE PROT. DIST. P5			
	No Declared Candidates	0	0.00 %
	Write Ins	2	3.13 %
	Total	2	
	Under Votes	62	96.88 %
	Over Votes	0	0.00 %
	Total Votes Cast	64	

SPECIAL ELECTION

03/09/99

Benton County, OR

03/16/99 10:59:54AM Page: 6

Precinct Name 063 PRECINCT 146

Base	Candidate	Votes	Percent
CORVALLIS RURAL FIRE PROT. DIST. P3			
	RICHARD E. ELLIS	14	82.35 %
	Write Ins	0	0.00 %
	Total	14	
	Under Votes	3	17.65 %
	Over Votes	0	0.00 %
	Total Votes Cast	17	
CORVALLIS RURAL FIRE PROT. DIST. P4			
	No Declared Candidates	0	0.00 %
	Write Ins	0	0.00 %
	Total	0	
	Under Votes	17	100.00 %
	Over Votes	0	0.00 %
	Total Votes Cast	17	
CORVALLIS RURAL FIRE PROT. DIST. P5			
	No Declared Candidates	0	0.00 %
	Write Ins	0	0.00 %
	Total	0	
	Under Votes	17	100.00 %
	Over Votes	0	0.00 %
	Total Votes Cast	17	

SPECIAL ELECTION

03/09/99

Benton County, OR

03/16/99 10:59:54AM Page: 7

Precinct Name 064 PRECINCT 147

Race	Candidate	Votes	Percent
CORVALLIS RURAL FIRE PROT. DIST. P3			
	RICHARD E. ELLIS	43	78.18 %
	Write Ins	1	1.82 %
	Total	44	
	Under Votes	11	20.00 %
	Over Votes	0	0.00 %
	Total Votes Cast	55	
CORVALLIS RURAL FIRE PROT. DIST. P4			
	No Declared Candidates	0	0.00 %
	Write Ins	2	3.64 %
	Total	2	
	Under Votes	53	96.36 %
	Over Votes	0	0.00 %
	Total Votes Cast	55	
CORVALLIS RURAL FIRE PROT. DIST. P5			
	No Declared Candidates	0	0.00 %
	Write Ins	2	3.64 %
	Total	2	
	Under Votes	53	96.36 %
	Over Votes	0	0.00 %
	Total Votes Cast	55	

SPECIAL ELECTION

03/09/99

Benton County, OR

03/16/99 10:59:54AM Page: 8

Precinct Name 069 PRECINCT 152

Ballot	Candidate	Votes	Percent
CORVALLIS RURAL FIRE PROT. DIST. P3			
	RICHARD E. ELLIS	106	67.95 %
	Write Ins	1	0.64 %
	Total	107	
	Under Votes	49	31.41 %
	Over Votes	0	0.00 %
	Total Votes Cast	156	
CORVALLIS RURAL FIRE PROT. DIST. P4			
	No Declared Candidates	0	0.00 %
	Write Ins	12	7.69 %
	Total	12	
	Under Votes	144	92.31 %
	Over Votes	0	0.00 %
	Total Votes Cast	156	
CORVALLIS RURAL FIRE PROT. DIST. P5			
	No Declared Candidates	0	0.00 %
	Write Ins	13	8.33 %
	Total	13	
	Under Votes	143	91.67 %
	Over Votes	0	0.00 %
	Total Votes Cast	156	

SPECIAL ELECTION

03/09/99

Benton County, OR

03/16/99 10:59:54AM Page: 9

Precinct Name 071 PRECINCT 154

	Candidate	Votes	Percent
CORVALLIS RURAL FIRE PROT. DIST. P3			
	RICHARD E. ELLIS	0	0 %
	Write Ins	0	0 %
	Total	0	
	Under Votes	0	0 %
	Over Votes	0	0 %
	Total Votes Cast		
CORVALLIS RURAL FIRE PROT. DIST. P4			
	No Declared Candidates	0	0 %
	Write Ins	0	0 %
	Total	0	
	Under Votes	0	0 %
	Over Votes	0	0 %
	Total Votes Cast		
CORVALLIS RURAL FIRE PROT. DIST. P5			
	No Declared Candidates	0	0 %
	Write Ins	0	0 %
	Total	0	
	Under Votes	0	0 %
	Over Votes	0	0 %
	Total Votes Cast		

SPECIAL ELECTION

03/09/99

Benton County, OR

03/16/99 10:59:54AM Page: 10

Precinct Name 073 PRECINCT 156

	Candidate	Votes	Percent
CORVALLIS RURAL FIRE PROT. DIST. P3			
	RICHARD E. ELLIS	11	61.11 %
	Write Ins	0	0.00 %
		Total	
		11	
	Under Votes	7	38.89 %
	Over Votes	0	0.00 %
		Total Votes Cast	
		18	
CORVALLIS RURAL FIRE PROT. DIST. P4			
	No Declared Candidates	0	0.00 %
	Write Ins	0	0.00 %
		Total	
		0	
	Under Votes	18	100.00 %
	Over Votes	0	0.00 %
		Total Votes Cast	
		18	
CORVALLIS RURAL FIRE PROT. DIST. P5			
	No Declared Candidates	0	0.00 %
	Write Ins	0	0.00 %
		Total	
		0	
	Under Votes	18	100.00 %
	Over Votes	0	0.00 %
		Total Votes Cast	
		18	

SPECIAL ELECTION

03/09/99

Benton County, OR

03/16/99 10:59:54AM Page: 11

Precinct Name 074 PRECINCT 157

Ballot	Candidate	Votes	Percent
CORVALLIS RURAL FIRE PROT. DIST. P3			
	RICHARD E. ELLIS	26	70.27 %
	Write Ins	0	0.00 %
	Total	26	
	Under Votes	11	29.73 %
	Over Votes	0	0.00 %
	Total Votes Cast	37	
CORVALLIS RURAL FIRE PROT. DIST. P4			
	No Declared Candidates	0	0.00 %
	Write Ins	2	5.41 %
	Total	2	
	Under Votes	35	94.59 %
	Over Votes	0	0.00 %
	Total Votes Cast	37	
CORVALLIS RURAL FIRE PROT. DIST. P5			
	No Declared Candidates	0	0.00 %
	Write Ins	1	2.70 %
	Total	1	
	Under Votes	36	97.30 %
	Over Votes	0	0.00 %
	Total Votes Cast	37	

SPECIAL ELECTION

03/09/99

Benton County, OR

03/16/99 10:59:54AM Page: 12

Precinct Name 075 PRECINCT 158

	Candidate	Votes	Percent
CORVALLIS RURAL FIRE PROT. DIST. P3			
	RICHARD E. ELLIS	110	75.34 %
	Write Ins	0	0.00 %
	Total	110	
	Under Votes	36	24.66 %
	Over Votes	0	0.00 %
	Total Votes Cast	146	
CORVALLIS RURAL FIRE PROT. DIST. P4			
	No Declared Candidates	0	0.00 %
	Write Ins	18	12.33 %
	Total	18	
	Under Votes	128	87.67 %
	Over Votes	0	0.00 %
	Total Votes Cast	146	
CORVALLIS RURAL FIRE PROT. DIST. P5			
	No Declared Candidates	0	0.00 %
	Write Ins	9	6.16 %
	Total	9	
	Under Votes	137	93.84 %
	Over Votes	0	0.00 %
	Total Votes Cast	146	

SPECIAL ELECTION

03/09/99

Benton County, OR

03/16/99 10:59:54AM Page: 13

Precinct Name 083 PRECINCT 167

Candidate	Votes	Percent
CORVALLIS RURAL FIRE PROT. DIST. P3		
RICHARD E. ELLIS	91	68.42 %
Write Ins	2	1.50 %
Total	93	
Under Votes	40	30.08 %
Over Votes	0	0.00 %
Total Votes Cast	133	
CORVALLIS RURAL FIRE PROT. DIST. P4		
No Declared Candidates	0	0.00 %
Write Ins	22	16.54 %
Total	22	
Under Votes	111	83.46 %
Over Votes	0	0.00 %
Total Votes Cast	133	
CORVALLIS RURAL FIRE PROT. DIST. P5		
No Declared Candidates	0	0.00 %
Write Ins	17	12.78 %
Total	17	
Under Votes	116	87.22 %
Over Votes	0	0.00 %
Total Votes Cast	133	

SPECIAL ELECTION

03/09/99

Benton County, OR

03/16/99 10:59:54AM Page: 14

Precinct Name 084 PRECINCT 168

Candidate	Votes	Percent
CORVALLIS RURAL FIRE PROT. DIST. P3		
RICHARD E. ELLIS	171	76.00 %
Write Ins	0	0.00 %
Total	171	
Under Votes	54	24.00 %
Over Votes	0	0.00 %
Total Votes Cast	225	
CORVALLIS RURAL FIRE PROT. DIST. P4		
No Declared Candidates	0	0.00 %
Write Ins	14	6.22 %
Total	14	
Under Votes	211	93.78 %
Over Votes	0	0.00 %
Total Votes Cast	225	
CORVALLIS RURAL FIRE PROT. DIST. P5		
No Declared Candidates	0	0.00 %
Write Ins	18	8.00 %
Total	18	
Under Votes	207	92.00 %
Over Votes	0	0.00 %
Total Votes Cast	225	

CORVALLIS R.F.P.D. DIR. POS. 3

NON PARTISAN Votes Percent

	RICHARD E. ELL		OVER VOTES	UNDER VOTES	
42 BP	27	79.41		7	20.59
42 BG	2	66.67		1	33.33
42 DN	11	73.33		4	26.67
44 CJ	8	88.89		1	11.11
44 DR	142	76.76		43	23.24
	190	77.24		56	22.76
Registered Voters:		959	Ballots Received:		246 25.65

I hereby certify this copy to be a true,
full and correct copy of the original now
on record in my office.
STEVE DRUCKENMILLER

John A. Clancy
County Clerk
3-16-99 Deputy

19
20
21
22
23
24
25
26
27
28
29
30
31
32
33
34
35
36
37
38
39
40
41
42
43
44

vrsp830 03/15/99 11:00 am

Linn County Office Report (Final and Official)

PAGE 102

CORVALLIS R.F.P.D. DIR. POS. 4

NON PARTISAN Votes Percent

NO CANDIDATE F

OVER VOTES

UNDER VOTES

42 BP

34 100.00

42 BQ

3 100.00

42 DN

15 100.00

44 CJ

9 100.00

44 DR

185 100.00

246 100.00

Registered Voters: 939

Ballots Received: 246 25.65

I hereby certify this copy to be a true, full and correct copy of the original now on record in my office.
STEVE DRUCKENMILLER

John [Signature]
County Clerk
3-16-99
Deputy

vrsp830

03/15/99 11:00 am

Linn County Office Report (Final and Official)

PAGE 103

CORVALLIS R.F.P.D. DIR. POS. 5

NON PARTISAN Votes Percent

	NO CANDIDATE F	OVER VOTES	UNDER VOTES	
2	42 BP		34	100.00
3	42 BQ		3	100.00
4	42 DN		15	100.00
5	44 CJ		9	100.00
6	44 DR		185	100.00
8			246	100.00

10 Registered Voters: 959 Ballots Received: 246 25.65

I hereby certify this copy to be a true,
full and correct copy of the original now
on record in my office.
STEVE DRUCKENMAYER

[Signature] County Clerk
3-16-99 Deputy

31
32
33
34
35
36
37
38
39
40
41
42
43

**OFFICIAL WRITE-IN TALLY
FOR THE SPECIAL DISTRICT ELECTION
MARCH 9, 1999
LINN COUNTY, OREGON**

**CORVALLIS RURAL FIRE PROTECTION DISTRICT
DIRECTOR POSITION 4 - 4 YEAR TERM**

JOSEPH T. O'CONNOR JR.	12
TOM O'CONNOR	2

**CORVALLIS RURAL FIRE PROTECTION DISTRICT
DIRECTOR POSITION 5 - 4 YEAR TERM**

DAVID N. BELTON	1
JOSEPH T. O'CONNOR JR.	1
JOHN W. SEVERS JR.	1
JOHN W. SEVERS	1
JOHN W. SEEVERS JR.	3

I hereby certify this copy to be a true, full and correct copy of the original now on record in my office.
STEVE DRUCKENMILLER

John King County Clerk
3-18-99
DAP:K

PAGE 2 OF 4 PAGES		CANDIDATE OR MEASURE	STATE OF OREGON ABSTRACT OF VOTES	Separate sheets for 1. President Vice President 2. National committee person 3. Delegates at Large 4. Delegates - Districts 5. U. S. Senator and Congressperson 6. State Offices 7. Judicial Offices 8. State Senators 9. State Representatives 10. Others	
OFFICE OR MEASURE	NAME OR NO. OF PRECINCT				BALLOT NUMBER
COUNTY					
ELECTION					
CORVALLIS RFPD POS 4					
BENTON					
3/9/99					
	#142 B12				
	#152 BS12				
	#159 BS12				
	#167 BS12				
		JONES, JESSE			
		SNELLING, JOHN			
		CARLSON, MARK			
		DIEM, FRANK			
		GRIFFIN, TOM			
		KAMHARDT, FRANZ			
		LYSTER, IAN			
		MAXWELL, BRIAN			
		SEEVERS, JR, JOHN W			
		MEARS, GEORGE			
			1		
			1		
			1		
			3		
			2		
			2		
			1		
			2		
			1		
			2		
			2		

I certify the votes recorded on this abstract correctly summarize the tally of votes cast at the election indicated.

SIGNATURE OF COUNTY CLERK
Jim Van Buren

DATE OF ABSTRACT
 3-10-99

ABSTRACT OF VOTES AT GENERAL AND SPECIAL ELECTIONS
 Votes cast for governor must be on separate page or pages (ORS 254.545).

ABSTRACT OF VOTES AT PRIMARY ELECTIONS
 Separate sheets for Democratic, Republican, Nonpartisan and other candidates.
 Separate sheets for candidates for city, county (including precinct) and state offices.

PAGE <u>3</u> OF <u>4</u> PAGES		CANDIDATE OR MEASURE	SER 900 REV. 7/15/91	STATE OF OREGON ABSTRACT OF VOTES	Separate sheets for 1. President Vice-President 2. National committee person 3. Delegates at Large 4. Delegates - Districts 5. U. S. Senator and Congressman 6. State Offices 7. Judicial Offices 8. State Senators 9. State Representatives 10. Others	
OFFICE OR MEASURE <u>CORVALLIS RFPD</u> <u>POS 4</u>	ELECTION <u>3/9/99</u>					NAME OR NO. OF PRECINCT
COUNTY <u>BENTON</u>						
BALLOT NUMBER						
# 168	BS-12	<u>COFFEY, RONALD G</u>				
# 168	BS-13	<u>COLSEN, OMAR</u>				
		<u>MILLER, DAVID</u>				
		<u>DALEY, BILL</u>				
		<u>MATHEWS, MIKE</u>				
		<u>ABOLISH THIS POSITION</u>				
		<u>PANCAKE, SUSAN</u>				
		<u>HUDSPETH, ROBERT</u>				
		<u>SWENSON, FRED W.</u>				
I certify the votes recorded on this abstract correctly summarize the tally of votes cast at the election indicated.			SIGNATURE OF COUNTY CLERK <u>Jill Van Buren</u>	DATE OF ABSTRACT <u>3/19/99</u>		
ABSTRACT OF VOTES AT GENERAL AND SPECIAL ELECTIONS Votes cast for governor must be on separate page or pages (ORS 254.545).			ABSTRACT OF VOTES AT PRIMARY ELECTIONS Separate sheets for Democratic, Republican, Nonpartisan and other candidates. Separate sheets for candidates for city, county (including precinct) and state offices.			

167-3

PAGE 4 OF 4 PAGES		OFFICE OR MEASURE		CANDIDATE OR MEASURE	COUNTY		STATE OF OREGON ABSTRACT OF VOTES	Separate sheets for 1. President Vice-President 2. National committee person 3. Delegates at Large 4. Delegates - Districts 5. U. S. Senator and Congressperson 6. State Offices 7. Judicial Offices 8. State Senators 9. State Representatives 10. Others	
CORVALLIS RFPD POS 4		BENTON			NAME OR NO. OF PRECINCT	ELECTION			
3/9/99									
BALLOT NUMBER									
#169	BS-12			RICHMAN JAMES	2				
#158	BS-12			CARPENTER CHARLES	1				
				REINHARD BOB	2				
				HEREFORD RANDY L	2				
				MYLES KEVIN	1				
				NELSON THOMASE	12				
				PROSA TOD	1				
				CORLISS JAMES H	1				
				WAGNER WILLIAM B	2				
				RICHARDSON ALBERT I	2				
I certify the votes recorded on this abstract correctly summarize the tally of votes cast at the election indicated.		SIGNATURE OF COUNTY CLERK <i>Jean Van Buren</i>				DATE OF ABSTRACT 3/10/99			

ABSTRACT OF VOTES AT GENERAL AND SPECIAL ELECTIONS

Votes cast for governor must be on separate page or pages (ORS 254.545).

ABSTRACT OF VOTES AT PRIMARY ELECTIONS

Separate sheets for Democratic, Republican, Nonpartisan and other candidates.

Separate sheets for candidates for city, county (including precinct) and state offices.

152-1

PAGE 1 OF 3 PAGES			OFFICE OR MEASURE CORVALLIS RFPD POS 5	COUNTY BENTON	ELECTION 3/9/99	CANDIDATE OR MEASURE	NAME OR NO. OF PRECINCT	BALLOT NUMBER	STATE OF OREGON ABSTRACT OF VOTES															
Separate sheets for																								
								1. President																
								2. National committee person																
								3. Delegates at Large																
								4. Delegates - Districts																
								5. U. S. Senator and Congressperson																
								6. State Offices																
								7. Judicial Offices																
								8. State Senators																
								9. State Representatives																
								10. Others																
								9	1	3	1	1	6	1	1	1	1	1	1	1	1	1	1	1

I certify the votes recorded on this abstract correctly summarize the tally of votes cast at the election indicated.

SIGNATURE OF COUNTY CLERK

Jean Van Boren

DATE OF ABSTRACT

10 MAR 99

ABSTRACT OF VOTES AT GENERAL AND SPECIAL ELECTIONS

Votes cast for governor must be on separate page or pages (ORS 254.545).

ABSTRACT OF VOTES AT PRIMARY ELECTIONS

Separate sheets for Democratic, Republican, Nonpartisan and other candidates.

Separate sheets for candidates for city, county (including precinct) and state offices.

PAGE <u>2</u> OF <u>3</u> PAGES	CANDIDATE OR MEASURE	OFFICE OR MEASURE CORVALLIS RFPD pos 5	COUNTY BENTON	ELECTION 3/9/99	BALLOT NUMBER	NAME OR NO. OF PRECINCT	STATE OF OREGON
ABSTRACT OF VOTES							
Separate sheets for 1. President Vice-President 2. National committeeperson 3. Delegates at Large 4. Delegates - Districts 5. U. S. Senator and Congressperson 6. State Offices 7. Judicial Offices 8. State Senators 9. State Representatives 10. Others							
	BARRON, MARY ALICE						
	HAYES, BETTY						
	DAVIS, BETTY						
	BAKER-PROSA, ELIZABETH						
	LORENZ, PATTY						
	WAGNER, DANIEL W						
	MILLER, DAVID						
	ABOUT THIS POSITION						
	RAMMON, RICHARD						

I certify the votes recorded on this abstract correctly summarize the tally of votes cast at the election indicated.	SIGNATURE OF COUNTY CLERK <i>Jim Van Buren</i>	DATE OF ABSTRACT 10 MAR 99
ABSTRACT OF VOTES AT GENERAL AND SPECIAL ELECTIONS Votes cast for governor must be on separate page or pages (ORS 254.545).	ABSTRACT OF VOTES AT PRIMARY ELECTIONS Separate sheets for Democratic, Republican, Nonpartisan and other candidates. Separate sheets for candidates for city, county (including precinct) and state offices.	

CONFIRMATION OF ELECTION RESULTS

FOR THE ELECTION HELD ON MARCH 9, 1999

In accordance with ORS 255.295 not later than the 10th day after an election held on any day other than the Primary or General, the county clerk shall prepare an abstract of the votes and deliver it to the district. Not later than the 30th day after receiving the abstract, the district shall determine from it the results of the election. The county clerk will issue certificates of election only after the district has notified the county clerk in writing of the results of the election.

OFFICIAL NOTIFICATION OF ACCEPTANCE OF ELECTION RESULTS

NAME OF DISTRICT: Corvallis Rural Fire Protection District

As election authority for this district, I concur that the following candidates have been elected to the positions listed below:

POSITION NUMBERS:

WINNING CANDIDATE'S NAME:

#5 John W. SeEVERS, Jr.

#4 Joseph T. O'Connor, Jr.

#3 Richard E. Ellis

RECEIVED APR 06 99

William H. Ryhl Chairman
Signature and Title

3-30-99
Date

Precincts Reporting

Total Precincts

Percent Completed

85

85

100.00 %

Hoskins Kings Valley Rural Fire Protection Dist

SPECIAL ELECTION

03/09/99

Benton County, OR

/99 12:10:59PM Page: 1

Precinct Name 047 PRECINCT 130

Race	Candidate	Votes	Percent
HSKNS-KNGS VLY RURAL FIRE PROT. DIST. P1			
	DAN HAYES	58	93.55 %
	Write Ins	1	1.61 %
	Total	59	
	Under Votes	3	4.84 %
	Over Votes	0	0.00 %
	Total Votes Cast	62	
HSKNS-KNGS VLY RURAL FIRE PROT. DIST. P2			
	No Declared Candidates	0	0.00 %
	Write Ins	12	19.35 %
	Total	12	
	Under Votes	50	80.65 %
	Over Votes	0	0.00 %
	Total Votes Cast	62	
HSKNS-KNGS VLY RURAL FIRE PROT. DIST. P3			
	No Declared Candidates	0	0.00 %
	Write Ins	10	16.13 %
	Total	10	
	Under Votes	52	83.87 %
	Over Votes	0	0.00 %
	Total Votes Cast	62	

130

PAGE 1 OF 1 PAGES		CANDIDATE OR MEASURE	STATE OF OREGON ABSTRACT OF VOTES	Separate sheets for 1. President Vice-President 2. National committeeperson 3. Delegates at Large 4. Delegates - Districts 5. U. S. Senator and Congressperson 6. State Offices 7. Judicial Offices 8. State Senators 9. State Representatives 10. Others
OFFICE OR MEASURE HOSKINS-KINGS VALLEY RFPD DOS 2				
COUNTY BENTON				
ELECTION 3/9/99				
BALLOT NUMBER		NAME OR NO. OF PRECINCT		
#130 BS-24				
#130 BS-21				
		BREWER, DON		
		DORMAN, DON A		
		DORMAN, DON		
		FISHER, APRIL		
		SHIPLEY, CAROL		
I certify the votes recorded on this abstract correctly summarize the tally of votes cast at the election indicated.		SIGNATURE OF COUNTY CLERK <i>Jill Van Buren</i>		DATE OF ABSTRACT 10 MAR 99
ABSTRACT OF VOTES AT GENERAL AND SPECIAL ELECTIONS Votes cast for governor must be on separate page or pages (ORS 254.545).		ABSTRACT OF VOTES AT PRIMARY ELECTIONS Separate sheets for Democratic, Republican, Nonpartisan and other candidates. Separate sheets for candidates for city, county (including precinct) and state offices.		

3

5

Jill Van Buren

10 MAR 99

PAGE 1 OF 1 PAGES		CANDIDATE OR MEASURE	STATE OF OREGON ABSTRACT OF VOTES																	
OFFICE OR MEASURE HOSKINS KING VALLEY REP'D POS 3			BRANDENBURG, JANE	Separate sheets for																
COUNTY BENTON				1. President Vice-President																
ELECTION 3/9/99				2. National committee person 3. Delegates at Large 4. Delegates - Districts																
NAME OR NO. OF PRECINCT		9	5. U. S. Senator and Congressperson 6. State Offices 7. Judicial Offices																	
#130 BS24 #130 BS21			8. State Senators 9. State Representatives 10. Others																	
BALLOT NUMBER																				

I certify the votes recorded on this abstract correctly summarize the tally of votes cast at the election indicated.

SIGNATURE OF COUNTY CLERK: *Jean Van Buren* DATE OF ABSTRACT: 10 MAR 99

ABSTRACT OF VOTES AT GENERAL AND SPECIAL ELECTIONS
Votes cast for governor must be on separate page or pages (ORS 254.545).

ABSTRACT OF VOTES AT PRIMARY ELECTIONS
Separate sheets for Democratic, Republican, Nonpartisan and other candidates.
Separate sheets for candidates for city, county (including precinct) and state offices.

Office recorded on this sheet HOSKINS-KINGS VALLEY REPD		Issue or Candidate DIR. FOS #1 4 YR TERM DAN HAYES											581 Form No. 185 Aug. 1960
County POLK													
Election MARCH 9, 1999 SPECIAL ELECTION													
Page 1 of 1 pages												STATE OF OREGON ABSTRACT OF VOTES	
Name or No. of Precinct	Ballot Number												Separate Sheets for 1. President Vice-President 2. National Committeemen 3. Delegates at Large 4. Delegates - District 5. U.S. Senator and Congressman 6. State Offices 7. Judicial Offices 8. State Senators 9. State Representatives 10. Others
	188	0											
	190	3											
TOTAL		3											
I certify that the votes recorded on this abstract correctly summarize the tally of votes cast at the election indicated.			Signature of County Clerk <i>[Signature]</i>							Date of Abstract MAR 17 1999			
ABSTRACT OF VOTES AT GENERAL AND SPECIAL ELECTIONS: Votes cast for Governor must be on separate page or pages. For additional instructions see ORS 250.810.			ABSTRACT OF VOTES AT PRIMARY ELECTIONS: Separate sheets for Democratic, Republican, Nonpartisan, and other candidates. Separate sheets for candidates for City, County (including precinct) and State office. For additional instructions, see ORS 249.410.										

SEL 141
Rev 10/5/93

ORS 254.548

WRITE IN CANDIDATE ACCEPTANCE FORM

PLEASE TYPE OR LEGIBLY PRINT IN DARK INK

<input type="checkbox"/> NOMINATION		ELECTION <input checked="" type="checkbox"/>		OFFICE OF HOSKINS-KINGS VALLEY RURAL FIRE DEPARTMENT DIRECTOR, POSITION 2	
<input type="checkbox"/> ← AMERICAN PARTY <input checked="" type="checkbox"/> ← DEMOCRATIC PARTY <input type="checkbox"/> ← LIBERTARIAN PARTY <input type="checkbox"/> ← REPUBLICAN PARTY <input type="checkbox"/> ← NONPARTISAN <input type="checkbox"/> ← OTHER				DISTRICT, DEPARTMENT OR POSITION NUMBER	
				RESIDENCE ADDRESS (STREET/ROUTE, CITY, STATE, ZIP CODE) 39411 LUCKIAMUTE RD PHILOMATH, OR 97370	
				COUNTY: BENTON	
NAME OF CANDIDATE DON A. DORMAN		MAILING ADDRESS TO WHICH ALL CORRESPONDENCE WILL BE SENT			
IF NOMINATION, NAME SHOULD APPEAR ON BALLOT AS FOLLOWS		TELEPHONE (HOME)		TELEPHONE (WORK)	

By signing this document, I hereby state:

- THAT I shall accept the nomination for the office indicated above; and THAT I shall qualify for said office if elected.
- OR
- THAT I accept the office indicated above.
- OR
- THAT I do not accept this office.

BENTON COUNTY COURTHOUSE
 DEPT. OF RECORDS AND ELECTIONS
 PO BOX 888
 CORVALLIS, OR 97339

RECEIVED MAR 24 '99

Don A Dorman
 Candidate's signature

3-22-99
 Date signed

WARNING: Any person who supplies any information on this form, knowing it to be false, is subject upon conviction in the penitentiary for up to five years or to a fine \$100,000, or both (ORS 260.715)

NOTE: This information is a matter of public record and may be published or reproduced.

FOR OFFICE USE ONLY

INITIALS _____

OFFICE NUMBER _____

PRINCIPAL CAMPAIGN IDENTIFICATION NUMBER _____

Precincts Reporting

Total Precincts

Percent Completed

85

85

100.00 %

Monroe Rural Fire Protection District

SPECIAL ELECTION

03/09/99

Benton County, OR

3/99 1:43:47PM Page: 1

Precinct Name 057 PRECINCT 140

Race	Candidate	Votes	Percent
MONROE RURAL FIRE PROT. DIST. P2			
	DAVID HULL	176	90.72 %
	Write Ins	0	0.00 %
	Total	176	
	Under Votes	17	8.76 %
	Over Votes	1	0.52 %
	Total Votes Cast	194	
MONROE RURAL FIRE PROT. DIST. P3			
	No Declared Candidates	0	0.00 %
	Write Ins	44	22.68 %
	Total	44	
	Under Votes	150	77.32 %
	Over Votes	0	0.00 %
	Total Votes Cast	194	
MONROE RURAL FIRE PROT. DIST. P4			
	No Declared Candidates	0	0.00 %
	Write Ins	25	12.89 %
	Total	25	
	Under Votes	169	87.11 %
	Over Votes	0	0.00 %
	Total Votes Cast	194	

SPECIAL ELECTION

03/09/99

Benton County, OR

03/16/99 1:43:47PM Page: 2

Precinct Name 058 PRECINCT 141

Ballot	Candidate	Votes	Percent
MONROE RURAL FIRE PROT. DIST. P2			
	DAVID HULL	1	100.00 %
	Write Ins	0	0.00 %
	Total	1	
	Under Votes	0	0.00 %
	Over Votes	0	0.00 %
	Total Votes Cast	1	
MONROE RURAL FIRE PROT. DIST. P3			
	No Declared Candidates	0	0.00 %
	Write Ins	0	0.00 %
	Total	0	
	Under Votes	1	100.00 %
	Over Votes	0	0.00 %
	Total Votes Cast	1	
MONROE RURAL FIRE PROT. DIST. P4			
	No Declared Candidates	0	0.00 %
	Write Ins	0	0.00 %
	Total	0	
	Under Votes	1	100.00 %
	Over Votes	0	0.00 %
	Total Votes Cast	1	

SPECIAL ELECTION

03/09/99

Benton County, OR

03/16/99 1:43:47PM Page: 3

Precinct Name 066 PRECINCT 149

Race	Candidate	Votes	Percent
MONROE RURAL FIRE PROT. DIST. P2			
	DAVID HULL	71	86.59 %
	Write Ins	1	1.22 %
	Total	72	
	Under Votes	10	12.20 %
	Over Votes	0	0.00 %
	Total Votes Cast	82	
MONROE RURAL FIRE PROT. DIST. P3			
	No Declared Candidates	0	0.00 %
	Write Ins	16	19.51 %
	Total	16	
	Under Votes	66	80.49 %
	Over Votes	0	0.00 %
	Total Votes Cast	82	
MONROE RURAL FIRE PROT. DIST. P4			
	No Declared Candidates	0	0.00 %
	Write Ins	14	17.07 %
	Total	14	
	Under Votes	68	82.93 %
	Over Votes	0	0.00 %
	Total Votes Cast	82	

SPECIAL ELECTION

03/09/99

Benton County, OR

03/16/99 1:43:47PM Page: 4

Precinct Name 067 PRECINCT 150

Candidate	Votes	Percent
MONROE RURAL FIRE PROT. DIST. P2		
DAVID HULL	42	95.45 %
Write Ins	0	0.00 %
Total	42	
Under Votes	2	4.55 %
Over Votes	0	0.00 %
Total Votes Cast	44	
MONROE RURAL FIRE PROT. DIST. P3		
No Declared Candidates	0	0.00 %
Write Ins	9	20.45 %
Total	9	
Under Votes	35	79.55 %
Over Votes	0	0.00 %
Total Votes Cast	44	
MONROE RURAL FIRE PROT. DIST. P4		
No Declared Candidates	0	0.00 %
Write Ins	7	15.91 %
Total	7	
Under Votes	37	84.09 %
Over Votes	0	0.00 %
Total Votes Cast	44	

SPECIAL ELECTION

03/09/99

Benton County, OR

03/16/99 1:43:47PM Page: 5

Precinct Name 071 PRECINCT 154

	Candidate	Votes	Percent
MONROE RURAL FIRE PROT. DIST. P2			
	DAVID HULL	3	100.00 %
	Write Ins	0	0.00 %
	Total	3	
	Under Votes	0	0.00 %
	Over Votes	0	0.00 %
	Total Votes Cast	3	
MONROE RURAL FIRE PROT. DIST. P3			
	No Declared Candidates	0	0.00 %
	Write Ins	0	0.00 %
	Total	0	
	Under Votes	3	100.00 %
	Over Votes	0	0.00 %
	Total Votes Cast	3	
MONROE RURAL FIRE PROT. DIST. P4			
	No Declared Candidates	0	0.00 %
	Write Ins	0	0.00 %
	Total	0	
	Under Votes	3	100.00 %
	Over Votes	0	0.00 %
	Total Votes Cast	3	

MONROE RFPD, POS 2

Page Number 159.001.001

REGISTERED
VOTERS

TURNOUT

TURNOUT
PERCENTAGE

DAVID
MONROE
RFPD
HULL

PRAIRIE 1449 254 17.5% 19

**** TOTALS **** 1449 254 17.5% 19

I certify that the votes recorded on this March 9, 1999 Special Election abstract correction summarize the votes cast for this contest/measure.

Dated this 19th day of March, 1999.

Annette K. Newingham

Annette K. Newingham
Chief Deputy County Clerk



MONROE RFPD, POS 3				
Page Number	REGISTE RED VOYERS	T URN OUT	T URN OUT P ER C E N T A G E	M O N R O E R F P D F I L E D
160.001.001				


PRAIRIE	1449	254	17.5%	0
**** TOTALS ****	1449	254	17.5%	0

I certify that the votes recorded on this March 9, 1999 Special Election abstract correction summarize the votes cast for this contest/measure.

Dated this 19th day of March, 1999.

Annette K. Newingham

Annette K. Newingham
Chief Deputy County Clerk



MONROE RFPD, POS 4, 2 YR TERM

Page Number 161.001.001

REGISTERED VOTERS	TURNOUT	TURNOUT PERCENTAGE	MONROE RFPD CANDIDATE FILED
----------------------	---------	-----------------------	--------------------------------------


PRAIRIE	1449	254	17.5%	0
*** TOTALS ***	1449	254	17.5%	0

I certify that the votes recorded on this March 9, 1999 Special Election abstract correction summarize the votes cast for this contest/measure.

Dated this 19th day of March, 1999.

Annette K. Newingham

*Annette K. Newingham
Chief Deputy County Clerk*



PAGE <u>3</u> OF <u>3</u> PAGES		CANDIDATE OR MEASURE	STATE OF OREGON ABSTRACT OF VOTES											
OFFICE OR MEASURE <u>MONROE RFPD</u> <u>Pos 3</u>	COUNTY <u>BENTON</u>		Separate sheets for				2. National committeesperson				5. U. S. Senator and Congressperson			
ELECTION <u>3/9/99</u>	BALLOT NUMBER		1. President Vice-President		3. Delegates at Large		4. Delegates - Districts		6. State Offices		7. Judicial Offices		8. State Senators	
NAME OR NO. OF PRECINCT <u>#151 BS-27</u>													9. State Representatives	

EATON MICHELLE

SMITH, RUSSELL

I certify the votes recorded on this abstract correctly summarize the tally of votes cast at the election indicated.

SIGNATURE OF COUNTY CLERK
Jim Van Buren

DATE OF ABSTRACT
10 MAR 99

ABSTRACT OF VOTES AT GENERAL AND SPECIAL ELECTIONS
Votes cast for governor must be on separate page or pages (ORS 254.545).

ABSTRACT OF VOTES AT PRIMARY ELECTIONS
Separate sheets for Democratic, Republican, Nonpartisan and other candidates.
Separate sheets for candidates for city, county (including precinct) and state offices.

PAGE <u>2</u> OF <u>2</u> PAGES
OFFICE OR MEASURE MONROE RFPD POS 4
COUNTY BENTON
ELECTION 3/9/99
BALLOT NUMBER
NAME OR NO. OF PRECINCT

CANDIDATE OR MEASURE		1	2	3	4	5	6	7	8	9	10
CHARLES, LORRIE		1									
FIELDS, JEFF		1									
GORACKE, THOMAS		1									
GREEN, BRIAN		1									

STATE OF OREGON
ABSTRACT OF VOTES

SEB 900
REV. 7/15/91

Separate sheets for:
1. President
Vice-President
2. National committeeperson
3. Delegates at Large
4. Delegates - Districts
5. U. S. Senator and Congressperson
6. State Offices
7. Judicial Offices
8. State Senators
9. State Representatives
10. Others

#149 BS 27
#150 BS 27
#151 BS 27

I certify the votes recorded on this abstract correctly summarize the tally of votes cast at the election indicated.

SIGNATURE OF COUNTY CLERK
Juanita Burns

DATE OF ABSTRACT
10 MAR 99

ABSTRACT OF VOTES AT GENERAL AND SPECIAL ELECTIONS
Votes cast for governor must be on separate page or pages (ORS 254.545).

ABSTRACT OF VOTES AT PRIMARY ELECTIONS
Separate sheets for Democratic, Republican, Nonpartisan and other candidates.
Separate sheets for candidates for city, county (including precinct) and state offices.

CONFIRMATION OF ELECTION RESULTS

FOR THE ELECTION HELD ON MARCH 9, 1999

In accordance with ORS 255.295 not later than the 10th day after an election held on any day other than the Primary or General, the county clerk shall prepare an abstract of the votes and deliver it to the district. Not later than the 30th day after receiving the abstract, the district shall determine from it the results of the election. The county clerk will issue certificates of election only after the district has notified the county clerk in writing of the results of the election.

OFFICIAL NOTIFICATION OF ACCEPTANCE OF ELECTION RESULTS

NAME OF DISTRICT: Monroe Rural Fire Protection District

As election authority for this district, I concur that the following candidates have been elected to the positions listed below:

POSITION NUMBERS:	WINNING CANDIDATE'S NAME:
<u>2</u>	<u>David Hull</u>
<u>3</u>	<u>Terry R. Goracke</u>
<u>4</u>	<u>Dave L. Rainey</u>

RECEIVED APR 07 '99

Karen Cohen Secretary
Signature and Title

3-29-99
Date

Precincts Reporting

Total Precincts

Percent Completed

85

85

100.00 %

North Albany Rural Fire Protection District

SPECIAL ELECTION

03/09/99

Benton County, OR

5/99 1:44:16PM Page: 1

Precinct Name 051 PRECINCT 134

Race	Candidate	Votes	Percent
NORTH ALBANY RURAL FIRE PROT. DIST. P3			
	WELDON MCKINNEY	9	75.00 %
	Write Ins	0	0.00 %
	Total	9	
	Under Votes	3	25.00 %
	Over Votes	0	0.00 %
	Total Votes Cast	12	
NORTH ALBANY RURAL FIRE PROT. DIST. P4			
	RON REIMERS	8	66.67 %
	Write Ins	0	0.00 %
	Total	8	
	Under Votes	4	33.33 %
	Over Votes	0	0.00 %
	Total Votes Cast	12	
NORTH ALBANY RURAL FIRE PROT. DIST. P5			
	LEROY A. SWANSON	9	75.00 %
	Write Ins	0	0.00 %
	Total	9	
	Under Votes	3	25.00 %
	Over Votes	0	0.00 %
	Total Votes Cast	12	

SPECIAL ELECTION

03/09/99

Benton County, OR

03/16/99 1:44:16PM Page: 2

Precinct Name 052 PRECINCT 135

	Candidate	Votes	Percent
NORTH ALBANY RURAL FIRE PROT. DIST. P3			
	WELDON MCKINNEY	61	76.25 %
	Write Ins	0	0.00 %
		Total	61
	Under Votes	19	23.75 %
	Over Votes	0	0.00 %
		Total Votes Cast	80
NORTH ALBANY RURAL FIRE PROT. DIST. P4			
	RON REIMERS	57	71.25 %
	Write Ins	1	1.25 %
		Total	58
	Under Votes	22	27.50 %
	Over Votes	0	0.00 %
		Total Votes Cast	80
NORTH ALBANY RURAL FIRE PROT. DIST. P5			
	LEROY A. SWANSON	57	71.25 %
	Write Ins	0	0.00 %
		Total	57
	Under Votes	23	28.75 %
	Over Votes	0	0.00 %
		Total Votes Cast	80

SPECIAL ELECTION

03/09/99

Benton County, OR

03/16/99 1:44:16PM Page: 3

Precinct Name 060 PRECINCT 143

Race	Candidate	Votes	Percent
NORTH ALBANY RURAL FIRE PROT. DIST. P3			
	WELDON MCKINNEY	8	80.00 %
	Write Ins	1	10.00 %
		Total	9
	Under Votes	1	10.00 %
	Over Votes	0	0.00 %
		Total Votes Cast	10
NORTH ALBANY RURAL FIRE PROT. DIST. P4			
	RON REIMERS	8	80.00 %
	Write Ins	1	10.00 %
		Total	9
	Under Votes	1	10.00 %
	Over Votes	0	0.00 %
		Total Votes Cast	10
NORTH ALBANY RURAL FIRE PROT. DIST. P5			
	LEROY A. SWANSON	9	90.00 %
	Write Ins	1	10.00 %
		Total	10
	Under Votes	0	0.00 %
	Over Votes	0	0.00 %
		Total Votes Cast	10

SPECIAL ELECTION

03/09/99

Benton County, OR

03/16/99 1:44:16PM Page: 4

Precinct Name 061 PRECINCT 144

Candidate	Votes	Percent
NORTH ALBANY RURAL FIRE PROT. DIST. P3		
WELDON MCKINNEY	63	70.00 %
Write Ins	0	0.00 %
Total	63	
Under Votes	27	30.00 %
Over Votes	0	0.00 %
Total Votes Cast	90	
NORTH ALBANY RURAL FIRE PROT. DIST. P4		
RON REIMERS	63	70.00 %
Write Ins	0	0.00 %
Total	63	
Under Votes	27	30.00 %
Over Votes	0	0.00 %
Total Votes Cast	90	
NORTH ALBANY RURAL FIRE PROT. DIST. P5		
LEROY A. SWANSON	60	66.67 %
Write Ins	0	0.00 %
Total	60	
Under Votes	30	33.33 %
Over Votes	0	0.00 %
Total Votes Cast	90	

SPECIAL ELECTION

03/09/99

Benton County, OR

03/16/99 1:44:16PM Page: 5

Precinct Name 075 PRECINCT 158

	Candidate	Votes	Percent
NORTH ALBANY RURAL FIRE PROT. DIST. P3			
	WELDON MCKINNEY	7	87.50 %
	Write Ins	0	0.00 %
		Total	
	Under Votes	1	12.50 %
	Over Votes	0	0.00 %
		Total Votes Cast	8
NORTH ALBANY RURAL FIRE PROT. DIST. P4			
	RON REIMERS	7	87.50 %
	Write Ins	0	0.00 %
		Total	
	Under Votes	1	12.50 %
	Over Votes	0	0.00 %
		Total Votes Cast	8
NORTH ALBANY RURAL FIRE PROT. DIST. P5			
	LEROY A. SWANSON	7	87.50 %
	Write Ins	0	0.00 %
		Total	
	Under Votes	1	12.50 %
	Over Votes	0	0.00 %
		Total Votes Cast	8

SPECIAL ELECTION

03/09/99

Benton County, OR

03/16/99 1:44:16PM Page: 6

Precinct Name 079 PRECINCT 163

Race	Candidate	Votes	Percent
NORTH ALBANY RURAL FIRE PROT. DIST. P3			
	WELDON MCKINNEY	2	50.00 %
	Write Ins	0	0.00 %
	Total	2	
	Under Votes	2	50.00 %
	Over Votes	0	0.00 %
	Total Votes Cast	4	
NORTH ALBANY RURAL FIRE PROT. DIST. P4			
	RON REIMERS	3	75.00 %
	Write Ins	0	0.00 %
	Total	3	
	Under Votes	1	25.00 %
	Over Votes	0	0.00 %
	Total Votes Cast	4	
NORTH ALBANY RURAL FIRE PROT. DIST. P5			
	LEROY A. SWANSON	2	50.00 %
	Write Ins	0	0.00 %
	Total	2	
	Under Votes	2	50.00 %
	Over Votes	0	0.00 %
	Total Votes Cast	4	

Precincts Reporting

Total Precincts

Percent Completed

85

85

100.00 %

Palastine Rural Fire Protection District

SPECIAL ELECTION

03/09/99

Benton County, OR

1/99 2:06:51PM Page: 1

Precinct Name 061 PRECINCT 144

Race	Candidate	Votes	Percent
PALESTINE RURAL FIRE PROT. DIST. P3			
	No Declared Candidates	0	0.00 %
	Write Ins	8	6.84 %
	Total	8	
	Under Votes	109	93.16 %
	Over Votes	0	0.00 %
	Total Votes Cast	117	
PALESTINE RURAL FIRE PROT. DIST. P4			
	DEAN UNDERWOOD	81	69.23 %
	Write Ins	1	0.85 %
	Total	82	
	Under Votes	35	29.91 %
	Over Votes	0	0.00 %
	Total Votes Cast	117	
PALESTINE RURAL FIRE PROT. DIST. P5			
	No Declared Candidates	0	0.00 %
	Write Ins	7	5.98 %
	Total	7	
	Under Votes	110	94.02 %
	Over Votes	0	0.00 %
	Total Votes Cast	117	

SPECIAL ELECTION

03/09/99

Benton County, OR

03/16/99 2:06:51PM Page: 2

Precinct Name 065 PRECINCT 148

	Candidate	Votes	Percent
PALESTINE RURAL FIRE PROT. DIST. P3			
	No Declared Candidates	0	0.00 %
	Write Ins	4	66.67 %
		Total	
	Under Votes	4	
	Over Votes	2	33.33 %
		0	0.00 %
		Total Votes Cast	6
PALESTINE RURAL FIRE PROT. DIST. P4			
	DEAN UNDERWOOD	6	100.00 %
	Write Ins	0	0.00 %
		Total	
	Under Votes	0	0.00 %
	Over Votes	0	0.00 %
		0	0.00 %
		Total Votes Cast	6
PALESTINE RURAL FIRE PROT. DIST. P5			
	No Declared Candidates	0	0.00 %
	Write Ins	1	16.67 %
		Total	
	Under Votes	1	
	Over Votes	5	83.33 %
		0	0.00 %
		Total Votes Cast	6

SPECIAL ELECTION

03/09/99

Benton County, OR

03/16/99 2:06:51PM Page: 3

Precinct Name 075 PRECINCT 158

R	Candidate	Votes	Percent
PALESTINE RURAL FIRE PROT. DIST. P3			
	No Declared Candidates	0	0.00 %
	Write Ins	0	0.00 %
	Total	0	
	Under Votes	8	100.00 %
	Over Votes	0	0.00 %
	Total Votes Cast	8	
PALESTINE RURAL FIRE PROT. DIST. P4			
	DEAN UNDERWOOD	7	87.50 %
	Write Ins	0	0.00 %
	Total	7	
	Under Votes	1	12.50 %
	Over Votes	0	0.00 %
	Total Votes Cast	8	
PALESTINE RURAL FIRE PROT. DIST. P5			
	No Declared Candidates	0	0.00 %
	Write Ins	2	25.00 %
	Total	2	
	Under Votes	6	75.00 %
	Over Votes	0	0.00 %
	Total Votes Cast	8	

SPECIAL ELECTION

03/09/99

Benton County, OR

03/16/99 2:06:51PM Page: 4

Precinct Name 077 PRECINCT 160

Race	Candidate	Votes	Percent
PALESTINE RURAL FIRE PROT. DIST. P3			
	No Declared Candidates	0	0.00 %
	Write Ins	1	7.14 %
	Total	1	
	Under Votes	13	92.86 %
	Over Votes	0	0.00 %
	Total Votes Cast	14	
PALESTINE RURAL FIRE PROT. DIST. P4			
	DEAN UNDERWOOD	12	85.71 %
	Write Ins	0	0.00 %
	Total	12	
	Under Votes	2	14.29 %
	Over Votes	0	0.00 %
	Total Votes Cast	14	
PALESTINE RURAL FIRE PROT. DIST. P5			
	No Declared Candidates	0	0.00 %
	Write Ins	1	7.14 %
	Total	1	
	Under Votes	13	92.86 %
	Over Votes	0	0.00 %
	Total Votes Cast	14	

Precincts Reporting

Total Precincts

Percent Completed

85

85

100.00 %

Philomath Rural Fire Protection District

SPECIAL ELECTION

03/09/99

Benton County, OR

5/99 2:07:06PM Page: 1

Precinct Name 047 PRECINCT 130

Race	Candidate	Votes	Percent
PHILOMATH RURAL FIRE PROT. DIST. P4			
	MARGARET J. NYMAN	71	88.75 %
	Write Ins	1	1.25 %
	Total	72	
	Under Votes	8	10.00 %
	Over Votes	0	0.00 %
	Total Votes Cast	80	
PHILOMATH RURAL FIRE PROT. DIST. P5			
	JERRY MATTHEWS	72	90.00 %
	Write Ins	1	1.25 %
	Total	73	
	Under Votes	7	8.75 %
	Over Votes	0	0.00 %
	Total Votes Cast	80	

SPECIAL ELECTION

03/09/99

Benton County, OR

03/16/99 2:07:06PM Page: 2

Precinct Name 048 PRECINCT 131

	Candidate	Votes	Percent
PHILOMATH RURAL FIRE PROT. DIST. P4			
	MARGARET J. NYMAN	13	46.43 %
	Write Ins	0	0.00 %
		Total	13
	Under Votes	15	53.57 %
	Over Votes	0	0.00 %
		Total Votes Cast	28
PHILOMATH RURAL FIRE PROT. DIST. P5			
	JERRY MATTHEWS	13	46.43 %
	Write Ins	0	0.00 %
		Total	13
	Under Votes	15	53.57 %
	Over Votes	0	0.00 %
		Total Votes Cast	28

SPECIAL ELECTION

03/09/99

Benton County, OR

03/16/99 2:07:06PM Page: 3

Precinct Name 050 PRECINCT 133

	Candidate	Votes	Percent
PHILOMATH RURAL FIRE PROT. DIST. P4			
	MARGARET J. NYMAN	115	92.00 %
	Write Ins	5	4.00 %
		Total	
		120	
	Under Votes	5	4.00 %
	Over Votes	0	0.00 %
		Total Votes Cast	
		125	
PHILOMATH RURAL FIRE PROT. DIST. P5			
	JERRY MATTHEWS	109	87.20 %
	Write Ins	3	2.40 %
		Total	
		112	
	Under Votes	13	10.40 %
	Over Votes	0	0.00 %
		Total Votes Cast	
		125	

SPECIAL ELECTION

03/09/99

Benton County, OR

03/16/99 2:07:06PM Page: 4

Precinct Name 053 PRECINCT 136

	Candidate	Votes	Percent
PHILOMATH RURAL FIRE PROT. DIST. P4			
	MARGARET J. NYMAN	0	0 %
	Write Ins	0	0 %
		Total	0
	Under Votes	0	0 %
	Over Votes	0	0 %
		Total Votes Cast	
PHILOMATH RURAL FIRE PROT. DIST. P5			
	JERRY MATTHEWS	0	0 %
	Write Ins	0	0 %
		Total	0
	Under Votes	0	0 %
	Over Votes	0	0 %
		Total Votes Cast	

SPECIAL ELECTION

03/09/99

Benton County, OR

03/16/99 2:07:06PM Page: 5

Precinct Name 058 PRECINCT 141

	Candidate	Votes	Percent
PHILOMATH RURAL FIRE PROT. DIST. P4			
	MARGARET J. NYMAN	5	100.00 %
	Write Ins	0	0.00 %
	Total	5	
	Under Votes	0	0.00 %
	Over Votes	0	0.00 %
	Total Votes Cast	5	

PHILOMATH RURAL FIRE PROT. DIST. P5			
	JERRY MATTHEWS	5	100.00 %
	Write Ins	0	0.00 %
	Total	5	
	Under Votes	0	0.00 %
	Over Votes	0	0.00 %
	Total Votes Cast	5	

SPECIAL ELECTION

03/09/99

Benton County, OR

03/16/99 2:07:06PM Page: 6

Precinct Name 062 PRECINCT 145

	Candidate	Votes	Percent
PHILOMATH RURAL FIRE PROT. DIST. P4			
	MARGARET J. NYMAN	0	0 %
	Write Ins	0	0 %
	Total	0	
	Under Votes	0	0 %
	Over Votes	0	0 %
	Total Votes Cast		
PHILOMATH RURAL FIRE PROT. DIST. P5			
	JERRY MATTHEWS	0	0 %
	Write Ins	0	0 %
	Total	0	
	Under Votes	0	0 %
	Over Votes	0	0 %
	Total Votes Cast		

SPECIAL ELECTION

03/09/99

Benton County, OR

03/16/99 2:07:06PM Page: 7

Precinct Name 069 PRECINCT 152

Place	Candidate	Votes	Percent
PHILOMATH RURAL FIRE PROT. DIST. P4			
	MARGARET J. NYMAN	5	83.33 %
	Write Ins	0	0.00 %
	Total	5	
	Under Votes	1	16.67 %
	Over Votes	0	0.00 %
	Total Votes Cast	6	
PHILOMATH RURAL FIRE PROT. DIST. P5			
	JERRY MATTHEWS	6	100.00 %
	Write Ins	0	0.00 %
	Total	6	
	Under Votes	0	0.00 %
	Over Votes	0	0.00 %
	Total Votes Cast	6	

SPECIAL ELECTION

03/09/99

Benton County, OR

03/16/99 2:07:06PM Page: 8

Precinct Name 070 PRECINCT 153

Race	Candidate	Votes	Percent
PHILOMATH RURAL FIRE PROT. DIST. P4			
	MARGARET J. NYMAN	26	89.66 %
	Write Ins	0	0.00 %
	Total	26	
	Under Votes	2	6.90 %
	Over Votes	1	3.45 %
	Total Votes Cast	29	
PHILOMATH RURAL FIRE PROT. DIST. P5			
	JERRY MATTHEWS	28	96.55 %
	Write Ins	0	0.00 %
	Total	28	
	Under Votes	1	3.45 %
	Over Votes	0	0.00 %
	Total Votes Cast	29	

SPECIAL ELECTION

03/09/99

Benton County, OR

03/16/99 2:07:06PM Page: 9

Precinct Name 071 PRECINCT 154

Race	Candidate	Votes	Percent
PHILOMATH RURAL FIRE PROT. DIST. P4			
	MARGARET J. NYMAN	121	77.07 %
	Write Ins	0	0.00 %
	Total	121	
	Under Votes	36	22.93 %
	Over Votes	0	0.00 %
	Total Votes Cast	157	
PHILOMATH RURAL FIRE PROT. DIST. P5			
	JERRY MATTHEWS	117	74.52 %
	Write Ins	2	1.27 %
	Total	119	
	Under Votes	38	24.20 %
	Over Votes	0	0.00 %
	Total Votes Cast	157	

SPECIAL ELECTION

03/09/99

Benton County, OR

03/16/99 2:07:06PM Page: 10

Precinct Name 072 PRECINCT 155

Race	Candidate	Votes	Percent
PHILOMATH RURAL FIRE PROT. DIST. P4			
	MARGARET J. NYMAN	169	90.37 %
	Write Ins	5	2.67 %
		Total	174
	Under Votes	12	6.42 %
	Over Votes	1	0.53 %
		Total Votes Cast	187
PHILOMATH RURAL FIRE PROT. DIST. P5			
	JERRY MATTHEWS	166	88.77 %
	Write Ins	7	3.74 %
		Total	173
	Under Votes	14	7.49 %
	Over Votes	0	0.00 %
		Total Votes Cast	187

SPECIAL ELECTION

03/09/99

Benton County, OR

03/16/99 2:07:06PM Page: 11

Precinct Name 073 PRECINCT 156

Race	Candidate	Votes	Percent
PHILOMATH RURAL FIRE PROT. DIST. P4			
	MARGARET J. NYMAN	33	73.33 %
	Write Ins	0	0.00 %
	Total	33	
	Under Votes	11	24.44 %
	Over Votes	1	2.22 %
	Total Votes Cast	45	
PHILOMATH RURAL FIRE PROT. DIST. P5			
	JERRY MATTHEWS	33	73.33 %
	Write Ins	0	0.00 %
	Total	33	
	Under Votes	12	26.67 %
	Over Votes	0	0.00 %
	Total Votes Cast	45	

SPECIAL ELECTION

03/09/99

Benton County, OR

03/16/99 2:07:06PM Page: 12

Precinct Name 078 PRECINCT 161

Race	Candidate	Votes	Percent
PHILOMATH RURAL FIRE PROT. DIST. P4			
	MARGARET J. NYMAN	213	90.25 %
	Write Ins	3	1.27 %
	Total	216	
	Under Votes	20	8.47 %
	Over Votes	0	0.00 %
	Total Votes Cast	236	
PHILOMATH RURAL FIRE PROT. DIST. P5			
	JERRY MATTHEWS	212	89.83 %
	Write Ins	6	2.54 %
	Total	218	
	Under Votes	18	7.63 %
	Over Votes	0	0.00 %
	Total Votes Cast	236	

SPECIAL ELECTION

03/09/99

Benton County, OR

03/16/99 2:07:06PM Page: 13

Precinct Name 085 PRECINCT 169

Ballot	Candidate	Votes	Percent
PHILOMATH RURAL FIRE PROT. DIST. P4			
	MARGARET J. NYMAN	11	78.57 %
	Write Ins	0	0.00 %
	Total	11	
	Under Votes	3	21.43 %
	Over Votes	0	0.00 %
	Total Votes Cast	14	
PHILOMATH RURAL FIRE PROT. DIST. P5			
	JERRY MATTHEWS	12	85.71 %
	Write Ins	0	0.00 %
	Total	12	
	Under Votes	2	14.29 %
	Over Votes	0	0.00 %
	Total Votes Cast	14	

Precincts Reporting

Total Precincts

Percent Completed

85

85

100.00 %

Junction City Water Control District

SPECIAL ELECTION

03/09/99

Benton County, OR

3/99 2:24:57PM Page: 1

Race Name JUNCTION CITY WATER CONTROL DIST. P1

Precinct	Candidate	Votes	Percent
057 PRECINCT 140			
	BART EDWARDS	17	77.27 %
	Write Ins	0	0.00 %
	Total	17	
	Under Votes	5	22.73 %
	Over Votes	0	0.00 %
	Total Votes Cast	22	
067 PRECINCT 150			
	BART EDWARDS	0	0.00 %
	Write Ins	0	0.00 %
	Total	0	
	Under Votes	4	100.00 %
	Over Votes	0	0.00 %
	Total Votes Cast	4	

SPECIAL ELECTION

03/09/99

Benton County, OR

03/18/99 2:24:57PM Page: 2

Race Name JUNCTION CITY WATER CONTROL DIST. P2

Precinct	Candidate	Votes	Percent
057 PRECINCT 140			
	SKIP TRACER	19	86.36 %
	Write Ins	0	0.00 %
	Total	19	
	Under Votes	3	13.64 %
	Over Votes	0	0.00 %
	Total Votes Cast	22	
067 PRECINCT 150			
	SKIP TRACER	1	25.00 %
	Write Ins	0	0.00 %
	Total	1	
	Under Votes	3	75.00 %
	Over Votes	0	0.00 %
	Total Votes Cast	4	

SPECIAL ELECTION

03/09/99

Benton County, OR

03/18/99 2:24:57PM Page: 3

Race Name JUNCTION CITY WATER CONTROL DIST. P3

Precinct	Candidate	Votes	Percent
057 PRECINCT 140			
	DONALD W. FISHER	16	72.73 %
	Write Ins	0	0.00 %
	Total	16	
	Under Votes	6	27.27 %
	Over Votes	0	0.00 %
	Total Votes Cast	22	
067 PRECINCT 150			
	DONALD W. FISHER	0	0.00 %
	Write Ins	0	0.00 %
	Total	0	
	Under Votes	4	100.00 %
	Over Votes	0	0.00 %
	Total Votes Cast	4	

Precincts Reporting

Total Precincts

Percent Completed

85

85

100,00 %

Vineyard Mountain Park and Recreation District

SPECIAL ELECTION

03/09/99

Benton County, OR

03/16/99 2:07:30PM Page: 1

Precinct Name 059 PRECINCT 142

Race	Candidate	Votes	Percent
VINEYARD MTN PARK & RECREATION DIST. P4			
	PATTY LORENZ	6	46.15 %
	DON LYONS	0	0.00 %
	Write Ins	0	0.00 %
	Total	6	
	Under Votes	7	53.85 %
	Over Votes	0	0.00 %
	Total Votes Cast	13	
VINEYARD MTN PARK & RECREATION DIST. P5			
	JUDITH G. HAYS	6	46.15 %
	Write Ins	0	0.00 %
	Total	6	
	Under Votes	7	53.85 %
	Over Votes	0	0.00 %
	Total Votes Cast	13	

SPECIAL ELECTION

03/09/99

Benton County, OR

03/16/99 2:07:30PM Page: 2

Precinct Name 083 PRECINCT 167

Race	Candidate	Votes	Percent
VINEYARD MTN PARK & RECREATION DIST. P4			
	PATTY LORENZ	6	50.00 %
	DON LYONS	3	25.00 %
	Write Ins	0	0.00 %
	Total	9	
	Under Votes	3	25.00 %
	Over Votes	0	0.00 %
	Total Votes Cast	12	
VINEYARD MTN PARK & RECREATION DIST. P5			
	JUDITH G. HAYS	9	75.00 %
	Write Ins	0	0.00 %
	Total	9	
	Under Votes	3	25.00 %
	Over Votes	0	0.00 %
	Total Votes Cast	12	

SPECIAL ELECTION

03/09/99

Benton County, OR

03/16/99 2:07:30PM Page: 3

Precinct Name 084 PRECINCT 168

Race	Candidate	Votes	Percent
VINEYARD MTN PARK & RECREATION DIST. P4			
	PATTY LORENZ	56	45.16 %
	DON LYONS	57	45.97 %
	Write Ins	0	0.00 %
	Total	113	
	Under Votes	11	8.87 %
	Over Votes	0	0.00 %
	Total Votes Cast	124	
VINEYARD MTN PARK & RECREATION DIST. P5			
	JUDITH G. HAYS	88	70.97 %
	Write Ins	0	0.00 %
	Total	88	
	Under Votes	36	29.03 %
	Over Votes	0	0.00 %
	Total Votes Cast	124	

Precincts Reporting

85

Total Precincts

85

Percent Completed

100.00 %

Alsea Cemetary District

SPECIAL ELECTION

03/09/99

Benton County, OR

5/99 10:22:14AM Page: 1

Precinct Name 054 PRECINCT 137

Race	Candidate	Votes	Percent
ALSEA CEMETERY DIST. P1			
	GARY A. HALEY	206	91.56 %
	Write Ins	0	0.00 %
		Total	206
	Under Votes	19	8.44 %
	Over Votes	0	0.00 %
		Total Votes Cast	225

NOT IN DISTRICT

PAGE _____ OF _____ PAGES		CANDIDATE OR MEASURE	STATE OF OREGON ABSTRACT OF VOTES	Separate sheets for 1. President Vice-President	2. National committeeperson 3. Delegates at Large 4. Delegates - Districts	5. U. S. Senator and Congressperson 6. State Offices 7. Judicial Offices	8. State Senators 9. State Representatives 10. Others
OFFICE OR MEASURE							
COUNTY	ELECTION						
PALESTINER FPD POS 4			DAKLEY, CAROLYN				
BENTON							
3/9/99							
B55							
#144							
NO WINNER BY WRITE-IN							

I certify the votes recorded on this abstract correctly summarize the tally of votes cast at the election indicated.

SIGNATURE OF COUNTY CLERK

Jim Van Buren

DATE OF ABSTRACT

3/11/99

ABSTRACT OF VOTES AT GENERAL AND SPECIAL ELECTIONS

Votes cast for governor must be on separate page or pages (ORS 254.545).

ABSTRACT OF VOTES AT PRIMARY ELECTIONS

Separate sheets for Democratic, Republican, Nonpartisan and other candidates.

Separate sheets for candidates for city, county (including precinct) and state offices.

DAVIDSON JOHN

144-2

144-1

144-2

PAGE 1 OF 1 PAGES

OFFICE OR MEASURE PALESTINERFPD POS 5	CANDIDATE OR MEASURE
COUNTY BENTON	
ELECTION 3/9/99	

NAME OR NO. OF PRECINCT	BALLE	STATE OF OREGON ABSTRACT OF VOTES										
		BIEBLE, ROGER	GILMOUR, MARVIN	GRAHAM, ROBERT	HENNECK, WAYNE	MAIER, CLIFF	MILLER, MERWIN	MILLER, M. J.	WEBBER, KIETH	WRIGHT, JERRY		
#144 BS-5												
#148 BS-20												
#158 BS-20												
#160 BS-5												

SER 900 REV. 7/15/91
 STATE OF OREGON
 ABSTRACT OF VOTES
 Separate sheets for
 1. President
 Vice-President
 2. National committee person
 3. Delegates at Large
 4. Delegates - Districts
 5. U. S. Senator and Congressperson
 6. State Offices
 7. Judicial Offices
 8. State Senators
 9. State Representatives
 10. Others

I certify the votes recorded on this abstract correctly summarize the tally of votes cast at the election indicated.

SIGNATURE OF COUNTY CLERK
 [Signature: J. C. Buren]

DATE OF ABSTRACT 3/11/99

ABSTRACT OF VOTES AT GENERAL AND SPECIAL ELECTIONS
 Votes cast for governor must be on separate page or pages (ORS 254.545).

ABSTRACT OF VOTES AT PRIMARY ELECTIONS
 Separate sheets for Democratic, Republican, Nonpartisan and other candidates.
 Separate sheets for candidates for city, county (including precinct) and state offices.