

**BENTON COUNTY OFFICIAL ELECTION RETURNS  
CUMULATIVE RESULTS  
SPECIAL DISTRICT ELECTION  
MARCH 13, 2001**

<u>Total Number Voting</u>	<u>Percent Turnout</u>	<u>Percent Completed</u>
10,882	24.28%	100.00 %
<u>Precincts Reporting</u>	<u>Total Precincts</u>	
85	85	

<u>Race</u>	<u>Candidate</u>	<u>Votes</u>	<u>Percent</u>
<b>Linn-Benton-Lincoln ESD Director Zone 2</b>			
	Melvin Larkin	1,272	72.44 %
	Write-Ins	20	1.14 %
	<b>Total</b>	<b>1,292</b>	
	Under-Votes	464	26.42 %
	Over-Votes	0	0.00 %
	<b>Total Votes Cast</b>	<b>1,756</b>	
 <b>Linn-Benton-Lincoln ESD Director Zone 3</b>			
	Peter M. Tarzian	4,209	72.64 %
	Write-Ins	61	1.05 %
	<b>Total</b>	<b>4,270</b>	
	Under-Votes	1,524	26.30 %
	Over-Votes	0	0.00 %
	<b>Total Votes Cast</b>	<b>5,794</b>	
 <b>Linn-Benton-Lincoln ESD Director Zone 4</b>			
	David Dowrie	2,306	69.29 %
	Write-Ins	44	1.32 %
	<b>Total</b>	<b>2,350</b>	
	Under-Votes	977	29.36 %
	Over-Votes	1	0.03 %
	<b>Total Votes Cast</b>	<b>3,328</b>	
 <b>Willamette Reg ESD - At Large Position 2</b>			
	Marilyn Dedrick	2	50.00 %
	Ronald Glaus	1	25.00 %
	Write-Ins	0	0.00 %
	<b>Total</b>	<b>3</b>	
	Under-Votes	1	25.00 %
	Over-Votes	0	0.00 %
	<b>Total Votes Cast</b>	<b>4</b>	

<u>Race</u>	<u>Candidate</u>	<u>Votes</u>	<u>Percent</u>
<b>Lane Community College - Director Zone 1</b>			
	Lucille Salmony	130	66.67 %
	Write-Ins	4	2.05 %
	<b>Total</b>	<b>134</b>	
	Under-Votes	61	31.28 %
	Over-Votes	0	0.00 %
	<b>Total Votes Cast</b>	<b>195</b>	
<b>Lane Community College - Director Zone 3</b>			
	Dennis Shine	23	11.79 %
	Jason Davies	33	16.92 %
	Ralph Wheeler	69	35.38 %
	Write-Ins	2	1.03 %
	<b>Total</b>	<b>127</b>	
	Under-Votes	68	34.87 %
	Over-Votes	0	0.00 %
	<b>Total Votes Cast</b>	<b>195</b>	
<b>Lane Community College - Director Zone 4</b>			
	Kathleen Shelley	86	44.10 %
	Marston Morgan	35	17.95 %
	Write-Ins	3	1.54 %
	<b>Total</b>	<b>124</b>	
	Under-Votes	71	36.41 %
	Over-Votes	0	0.00 %
	<b>Total Votes Cast</b>	<b>195</b>	
<b>Linn-Benton Comm College - Zone 2-3(A)</b>			
	Marshall Johnson, Sr.	659	85.25 %
	Write-Ins	8	1.03 %
	<b>Total</b>	<b>667</b>	
	Under-Votes	106	13.71 %
	Over-Votes	0	0.00 %
	<b>Total Votes Cast</b>	<b>773</b>	
<b>Linn-Benton Comm College - Zone 5</b>			
	Richard Wendland	2,416	71.08 %
	Write-Ins	22	0.65 %
	<b>Total</b>	<b>2,438</b>	
	Under-Votes	961	28.27 %
	Over-Votes	0	0.00 %
	<b>Total Votes Cast</b>	<b>3,399</b>	

<u>Race</u>	<u>Candidate</u>	<u>Votes</u>	<u>Percent</u>
<b>Linn-Benton Comm College - Zone 6-7(A)</b>			
	Tom Wogaman	5,067	77.77 %
	Write-Ins	92	1.41 %
	<b>Total</b>	<b>5,159</b>	
	Under-Votes	1,352	20.75 %
	Over-Votes	4	0.06 %
	<b>Total Votes Cast</b>	<b>6,515</b>	
<b>Alsea School District 7J - Position 1</b>			
	Brian Leavitt	189	68.98 %
	Mary P. France	82	29.93 %
	Write-Ins	2	0.73 %
	<b>Total</b>	<b>273</b>	
	Under-Votes	1	0.36 %
	Over-Votes	0	0.00 %
	<b>Total Votes Cast</b>	<b>274</b>	
<b>Alsea School District 7J - Position 2</b>			
	Robert Webb, Jr.	203	74.09 %
	Write-Ins	6	2.19 %
	<b>Total</b>	<b>209</b>	
	Under-Votes	65	23.72 %
	Over-Votes	0	0.00 %
	<b>Total Votes Cast</b>	<b>274</b>	
<b>Central School District 13J - Position 2</b>			
	No Declared Candidates	0	0.00 %
	Write-Ins	0	0.00 %
	<b>Total</b>	<b>0</b>	
	Under-Votes	4	100.00 %
	Over-Votes	0	0.00 %
	<b>Total Votes Cast</b>	<b>4</b>	
<b>Central School District 13J - Position 4</b>			
	No Declared Candidates	0	0.00 %
	Write-Ins	0	0.00 %
	<b>Total</b>	<b>0</b>	
	Under-Votes	4	100.00 %
	Over-Votes	0	0.00 %
	<b>Total Votes Cast</b>	<b>4</b>	

<u>Race</u>	<u>Candidate</u>	<u>Votes</u>	<u>Percent</u>
<b>Central School District 13J - Position 6</b>			
	Traci Hamilton	3	75.00 %
	Write-Ins	0	0.00 %
	<b>Total</b>	<b>3</b>	
	Under-Votes	1	25.00 %
	Over-Votes	0	0.00 %
	<b>Total Votes Cast</b>	<b>4</b>	
<b>Corvallis School Dist 509J - Position 1</b>			
	Elizabeth Spatafora	1,453	17.40 %
	Phil Smith	2,581	30.91 %
	Joan Demarest	4,010	48.03 %
	Write-Ins	29	0.35 %
	<b>Total</b>	<b>8,073</b>	
	Under-Votes	269	3.22 %
	Over-Votes	7	0.08 %
	<b>Total Votes Cast</b>	<b>8,349</b>	
<b>Corvallis School Dist 509J - Position 4</b>			
	Cyrel Gable	6,199	74.25 %
	Write-Ins	154	1.84 %
	<b>Total</b>	<b>6,353</b>	
	Under-Votes	1,994	23.88 %
	Over-Votes	2	0.02 %
	<b>Total Votes Cast</b>	<b>8,349</b>	
<b>Corvallis School Dist 509J - Position 5</b>			
	William S. TenPas	6,491	77.75 %
	Write-Ins	108	1.29 %
	<b>Total</b>	<b>6,599</b>	
	Under-Votes	1,749	20.95 %
	Over-Votes	1	0.01 %
	<b>Total Votes Cast</b>	<b>8,349</b>	
<b>Corvallis School Dist 509J - Position 7</b>			
	Peter M. Hackett	1,659	19.87 %
	Ronald L. Miller	4,904	58.74 %
	Write-Ins	76	0.91 %
	<b>Total</b>	<b>6,639</b>	
	Under-Votes	1,691	20.25 %
	Over-Votes	19	0.23 %
	<b>Total Votes Cast</b>	<b>8,349</b>	

<u>Race</u>	<u>Candidate</u>	<u>Votes</u>	<u>Percent</u>
<b>Greater Albany Public Schools 8J-Zone 2</b>			
	Donald R. Bacher	670	86.68 %
	Write-Ins	9	1.16 %
	<b>Total</b>	<b>679</b>	
	Under-Votes	94	12.16 %
	Over-Votes	0	0.00 %
	<b>Total Votes Cast</b>	<b>773</b>	
<b>Greater Albany Public Schools 8J-Zone 4</b>			
	Nicholas Clair	119	15.39 %
	Jane Fisher	280	36.22 %
	Jan Heaton	286	37.00 %
	Write-Ins	8	1.03 %
	<b>Total</b>	<b>693</b>	
	Under-Votes	80	10.35 %
	Over-Votes	0	0.00 %
	<b>Total Votes Cast</b>	<b>773</b>	
<b>Greater Albany Public Schools 8J-Zone 5</b>			
	Margie Harshberger	662	85.64 %
	Write-Ins	7	0.91 %
	<b>Total</b>	<b>669</b>	
	Under-Votes	103	13.32 %
	Over-Votes	1	0.13 %
	<b>Total Votes Cast</b>	<b>773</b>	
<b>Harrisburg School District 7-Position 1</b>			
	Wayne Swango	4	66.67 %
	Scott H. Newman	0	0.00 %
	Kim Barden	2	33.33 %
	Write-Ins	0	0.00 %
	<b>Total</b>	<b>6</b>	
	Under-Votes	0	0.00 %
	Over-Votes	0	0.00 %
	<b>Total Votes Cast</b>	<b>6</b>	
<b>Harrisburg School District 7-Position 4</b>			
	Tom Malpass	6	100.00 %
	Write-Ins	0	0.00 %
	<b>Total</b>	<b>6</b>	
	Under-Votes	0	0.00 %
	Over-Votes	0	0.00 %
	<b>Total Votes Cast</b>	<b>6</b>	

<u>Race</u>	<u>Candidate</u>	<u>Votes</u>	<u>Percent</u>
<b>Harrisburg School District 7-Position 5</b>			
	Steve Bowers	5	83.33 %
	Write-Ins	0	0.00 %
	<b>Total</b>	<b>5</b>	
	Under-Votes	1	16.67 %
	Over-Votes	0	0.00 %
	<b>Total Votes Cast</b>	<b>6</b>	
<b>Monroe School District 1J - Zone 1</b>			
	No Declared Candidates	0	0.00 %
	Write-Ins	70	19.83 %
	<b>Total</b>	<b>70</b>	
	Under-Votes	283	80.17 %
	Over-Votes	0	0.00 %
	<b>Total Votes Cast</b>	<b>353</b>	
<b>Monroe School District 1J - Zone 4</b>			
	Barbra L. Bowman	283	80.17 %
	Write-Ins	10	2.83 %
	<b>Total</b>	<b>293</b>	
	Under-Votes	60	17.00 %
	Over-Votes	0	0.00 %
	<b>Total Votes Cast</b>	<b>353</b>	
<b>Monroe School District 1J - Zone 5</b>			
	Tony Stroda	322	91.22 %
	Write-Ins	9	2.55 %
	<b>Total</b>	<b>331</b>	
	Under-Votes	22	6.23 %
	Over-Votes	0	0.00 %
	<b>Total Votes Cast</b>	<b>353</b>	
<b>Philomath School District 17J - Zone 1</b>			
	Carmen Martin	917	81.66 %
	Write-Ins	9	0.80 %
	<b>Total</b>	<b>926</b>	
	Under-Votes	197	17.54 %
	Over-Votes	0	0.00 %
	<b>Total Votes Cast</b>	<b>1,123</b>	

<u>Race</u>	<u>Candidate</u>	<u>Votes</u>	<u>Percent</u>
<b>Philomath School District 17J - Zone 3</b>			
	James Hermes	335	29.83 %
	Betsy Anderson	676	60.20 %
	Write-Ins	3	0.27 %
	<b>Total</b>	<b>1,014</b>	
	Under-Votes	109	9.71 %
	Over-Votes	0	0.00 %
	<b>Total Votes Cast</b>	<b>1,123</b>	
<b>Philomath School District 17J - Zone 4</b>			
	Jodi Nelson	670	59.66 %
	Robert Plamondon	300	26.71 %
	Write-Ins	2	0.18 %
	<b>Total</b>	<b>972</b>	
	Under-Votes	151	13.45 %
	Over-Votes	0	0.00 %
	<b>Total Votes Cast</b>	<b>1,123</b>	
<b>Adair Rural Fire Protection - Position 3</b>			
	Dick Green	141	78.77 %
	Write-Ins	3	1.68 %
	<b>Total</b>	<b>144</b>	
	Under-Votes	35	19.55 %
	Over-Votes	0	0.00 %
	<b>Total Votes Cast</b>	<b>179</b>	
<b>Adair Rural Fire Protection - Position 4</b>			
	Mary E. Hardenbrook	142	79.33 %
	Write-Ins	0	0.00 %
	<b>Total</b>	<b>142</b>	
	Under-Votes	37	20.67 %
	Over-Votes	0	0.00 %
	<b>Total Votes Cast</b>	<b>179</b>	
<b>Adair Rural Fire Protection - Position 5</b>			
	Frances I. Harris	143	79.89 %
	Write-Ins	0	0.00 %
	<b>Total</b>	<b>143</b>	
	Under-Votes	36	20.11 %
	Over-Votes	0	0.00 %
	<b>Total Votes Cast</b>	<b>179</b>	

<u>Race</u>	<u>Candidate</u>	<u>Votes</u>	<u>Percent</u>
<b>Alsea Rural Fire Protection - Position 1</b>			
	Keith Wilson`	199	72.63 %
	Write-Ins	10	3.65 %
	<b>Total</b>	<b>209</b>	
	Under-Votes	63	22.99 %
	Over-Votes	2	0.73 %
	<b>Total Votes Cast</b>	<b>274</b>	
<b>Alsea Rural Fire Protection - Position 2</b>			
	Eric W. Lundgren	224	81.75 %
	Write-Ins	3	1.09 %
	<b>Total</b>	<b>227</b>	
	Under-Votes	47	17.15 %
	Over-Votes	0	0.00 %
	<b>Total Votes Cast</b>	<b>274</b>	
<b>Alsea Rural Fire Protection - Position 3</b>			
	Gary Haley	234	85.40 %
	Write-Ins	0	0.00 %
	<b>Total</b>	<b>234</b>	
	Under-Votes	40	14.60 %
	Over-Votes	0	0.00 %
	<b>Total Votes Cast</b>	<b>274</b>	
<b>Blodgett-Summit RFPD - Position 3</b>			
	Margaret Loraine Clark	72	76.60 %
	Write-Ins	3	3.19 %
	<b>Total</b>	<b>75</b>	
	Under-Votes	19	20.21 %
	Over-Votes	0	0.00 %
	<b>Total Votes Cast</b>	<b>94</b>	
<b>Blodgett-Summit RFPD - Position 4</b>			
	Jim Lannan	78	82.98 %
	Write-Ins	2	2.13 %
	<b>Total</b>	<b>80</b>	
	Under-Votes	14	14.89 %
	Over-Votes	0	0.00 %
	<b>Total Votes Cast</b>	<b>94</b>	



<u>Race</u>	<u>Candidate</u>	<u>Votes</u>	<u>Percent</u>
<b>Blodgett-Summit RFPD - Position 5</b>			
	T. Paul Adams	85	90.43 %
	Write-Ins	0	0.00 %
	<b>Total</b>	<b>85</b>	
	Under-Votes	9	9.57 %
	Over-Votes	0	0.00 %
	<b>Total Votes Cast</b>	<b>94</b>	
<b>Corvallis Rural Fire Protection - Pos 1</b>			
	Tom Nelson	906	69.75 %
	Write-Ins	6	0.46 %
	<b>Total</b>	<b>912</b>	
	Under-Votes	387	29.79 %
	Over-Votes	0	0.00 %
	<b>Total Votes Cast</b>	<b>1,299</b>	
<b>Corvallis Rural Fire Protection - Pos 2</b>			
	William H. Albright	904	69.59 %
	Write-Ins	4	0.31 %
	<b>Total</b>	<b>908</b>	
	Under-Votes	391	30.10 %
	Over-Votes	0	0.00 %
	<b>Total Votes Cast</b>	<b>1,299</b>	
<b>Corvallis Rural Fire Protection - Pos 4</b>			
	George Mears	929	71.52 %
	Write-Ins	8	0.62 %
	<b>Total</b>	<b>937</b>	
	Under-Votes	362	27.87 %
	Over-Votes	0	0.00 %
	<b>Total Votes Cast</b>	<b>1,299</b>	
<b>Hoskins-Kings RFPD - Position 3</b>			
	Jane Brandenburg	54	88.52 %
	Write-Ins	1	1.64 %
	<b>Total</b>	<b>55</b>	
	Under-Votes	6	9.84 %
	Over-Votes	0	0.00 %
	<b>Total Votes Cast</b>	<b>61</b>	

<u>Race</u>	<u>Candidate</u>	<u>Votes</u>	<u>Percent</u>
<b>Hoskins-Kings RFPD - Position 4</b>			
	Betsy Boren	54	88.52 %
	Write-Ins	0	0.00 %
	<b>Total</b>	<b>54</b>	
	Under-Votes	7	11.48 %
	Over-Votes	0	0.00 %
	<b>Total Votes Cast</b>	<b>61</b>	
<b>Hoskins-Kings RFPD - Position 5</b>			
	No Declared Candidates	0	0.00 %
	Write-Ins	16	26.23 %
	<b>Total</b>	<b>16</b>	
	Under-Votes	45	73.77 %
	Over-Votes	0	0.00 %
	<b>Total Votes Cast</b>	<b>61</b>	
<b>Monroe Rural Fire Protection-Position 1</b>			
	Chester Crowson	318	88.58 %
	Write-Ins	13	3.62 %
	<b>Total</b>	<b>331</b>	
	Under-Votes	28	7.80 %
	Over-Votes	0	0.00 %
	<b>Total Votes Cast</b>	<b>359</b>	
<b>Monroe Rural Fire Protection-Position 4</b>			
	Dave Rainey	333	92.76 %
	Write-Ins	7	1.95 %
	<b>Total</b>	<b>340</b>	
	Under-Votes	19	5.29 %
	Over-Votes	0	0.00 %
	<b>Total Votes Cast</b>	<b>359</b>	
<b>Monroe Rural Fire Protection-Position 5</b>			
	Kenneth W. Oakes	336	93.59 %
	Write-Ins	7	1.95 %
	<b>Total</b>	<b>343</b>	
	Under-Votes	16	4.46 %
	Over-Votes	0	0.00 %
	<b>Total Votes Cast</b>	<b>359</b>	

<u>Race</u>	<u>Candidate</u>	<u>Votes</u>	<u>Percent</u>
<b>North Albany RFPD - Position 1</b>			
	Wesley B. Price	139	87.42 %
	Write-Ins	0	0.00 %
	<b>Total</b>	<b>139</b>	
	Under-Votes	20	12.58 %
	Over-Votes	0	0.00 %
	<b>Total Votes Cast</b>	<b>159</b>	
<b>North Albany RFPD - Position 2</b>			
	Mike McLain	133	83.65 %
	Write-Ins	0	0.00 %
	<b>Total</b>	<b>133</b>	
	Under-Votes	26	16.35 %
	Over-Votes	0	0.00 %
	<b>Total Votes Cast</b>	<b>159</b>	
<b>Palestine Rural Fire Protection - Pos 1</b>			
	No Declared Candidates	0	0.00 %
	Write-Ins	16	15.24 %
	<b>Total</b>	<b>16</b>	
	Under-Votes	89	84.76 %
	Over-Votes	0	0.00 %
	<b>Total Votes Cast</b>	<b>105</b>	
<b>Palestine Rural Fire Protection - Pos 2</b>			
	Roger Biegel	96	91.43 %
	Write-Ins	0	0.00 %
	<b>Total</b>	<b>96</b>	
	Under-Votes	9	8.57 %
	Over-Votes	0	0.00 %
	<b>Total Votes Cast</b>	<b>105</b>	
<b>Palestine Rural Fire Protection - Pos 5</b>			
	Wayne Henneck	94	89.52 %
	Write-Ins	0	0.00 %
	<b>Total</b>	<b>94</b>	
	Under-Votes	11	10.48 %
	Over-Votes	0	0.00 %
	<b>Total Votes Cast</b>	<b>105</b>	

<u>Race</u>	<u>Candidate</u>	<u>Votes</u>	<u>Percent</u>
<b>Philomath Rural Fire Protection - Pos 1</b>			
	Mark J. Foster	456	38.91 %
	Tom Ries	464	39.59 %
	Write-Ins	5	0.43 %
	<b>Total</b>	<b>925</b>	
	Under-Votes	244	20.82 %
	Over-Votes	3	0.26 %
	<b>Total Votes Cast</b>	<b>1,172</b>	
<b>Philomath Rural Fire Protection - Pos 2</b>			
	Maggie Sweetin	878	74.91 %
	Write-Ins	15	1.28 %
	<b>Total</b>	<b>893</b>	
	Under-Votes	278	23.72 %
	Over-Votes	1	0.09 %
	<b>Total Votes Cast</b>	<b>1,172</b>	
<b>Philomath Rural Fire Protection - Pos 3</b>			
	Patrick Wills	861	73.46 %
	Write-Ins	11	0.94 %
	<b>Total</b>	<b>872</b>	
	Under-Votes	300	25.60 %
	Over-Votes	0	0.00 %
	<b>Total Votes Cast</b>	<b>1,172</b>	
<b>Philomath Rural Fire Protection - Pos 5</b>			
	J. Reed Glasmann	870	74.23 %
	Write-Ins	9	0.77 %
	<b>Total</b>	<b>879</b>	
	Under-Votes	293	25.00 %
	Over-Votes	0	0.00 %
	<b>Total Votes Cast</b>	<b>1,172</b>	
<b>Junction City Water Control - Position 4</b>			
	Merle Tish	25	89.29 %
	Write-Ins	0	0.00 %
	<b>Total</b>	<b>25</b>	
	Under-Votes	3	10.71 %
	Over-Votes	0	0.00 %
	<b>Total Votes Cast</b>	<b>28</b>	

<u>Race</u>	<u>Candidate</u>	<u>Votes</u>	<u>Percent</u>
<b>Junction City Water Control - Position 5</b>			
	Dewey Hofer	22	78.57 %
	Write-Ins	0	0.00 %
	<b>Total</b>	<b>22</b>	
	Under-Votes	6	21.43 %
	Over-Votes	0	0.00 %
	<b>Total Votes Cast</b>	<b>28</b>	
<b>Junction City Water Control - Position 6</b>			
	Jerry W. Marguth	26	92.86 %
	Write-Ins	0	0.00 %
	<b>Total</b>	<b>26</b>	
	Under-Votes	2	7.14 %
	Over-Votes	0	0.00 %
	<b>Total Votes Cast</b>	<b>28</b>	
<b>Junction City Water Control - Position 7</b>			
	Ivan Paeschke	26	92.86 %
	Write-Ins	0	0.00 %
	<b>Total</b>	<b>26</b>	
	Under-Votes	2	7.14 %
	Over-Votes	0	0.00 %
	<b>Total Votes Cast</b>	<b>28</b>	
<b>Junction City Water Control - Position 8</b>			
	Lou L. Kokkeler	24	85.71 %
	Write-Ins	0	0.00 %
	<b>Total</b>	<b>24</b>	
	Under-Votes	4	14.29 %
	Over-Votes	0	0.00 %
	<b>Total Votes Cast</b>	<b>28</b>	
<b>Junction City Water Control - Position 9</b>			
	John F. Reerslev	22	78.57 %
	Write-Ins	1	3.57 %
	<b>Total</b>	<b>23</b>	
	Under-Votes	5	17.86 %
	Over-Votes	0	0.00 %
	<b>Total Votes Cast</b>	<b>28</b>	

<u>Race</u>	<u>Candidate</u>	<u>Votes</u>	<u>Percent</u>
<b>Vineyard Mt. Park &amp; Rec - Position 1</b>			
	Raymond Topping	92	72.44 %
	Write-Ins	4	3.15 %
	<b>Total</b>	<b>96</b>	
	Under-Votes	31	24.41 %
	Over-Votes	0	0.00 %
	<b>Total Votes Cast</b>	<b>127</b>	
<b>Vineyard Mt. Park &amp; Rec - Position 2</b>			
	Fred Lacey	93	73.23 %
	Write-Ins	3	2.36 %
	<b>Total</b>	<b>96</b>	
	Under-Votes	31	24.41 %
	Over-Votes	0	0.00 %
	<b>Total Votes Cast</b>	<b>127</b>	
<b>Vineyard Mt. Park &amp; Rec - Position 3</b>			
	Sam Stern	91	71.65 %
	Write-Ins	2	1.57 %
	<b>Total</b>	<b>93</b>	
	Under-Votes	34	26.77 %
	Over-Votes	0	0.00 %
	<b>Total Votes Cast</b>	<b>127</b>	
<b>Alsea Cemetery District - Position 2</b>			
	Avie Wren	210	83.33 %
	Write-Ins	1	0.40 %
	<b>Total</b>	<b>211</b>	
	Under-Votes	41	16.27 %
	Over-Votes	0	0.00 %
	<b>Total Votes Cast</b>	<b>252</b>	
<b>Alsea Cemetery District - Position 3</b>			
	Steve Cantrell	224	88.89 %
	Write-Ins	1	0.40 %
	<b>Total</b>	<b>225</b>	
	Under-Votes	27	10.71 %
	Over-Votes	0	0.00 %
	<b>Total Votes Cast</b>	<b>252</b>	

Page Number 70.001.001		ALSEA SD 7, POS 1					
	REGISTERED VOTERS	TURNOUT	TURNOUT PERCENTAGE	BRIAN LEAVITT ALSEA SCHOOL DIST #7	MARY P FRANCE ALSEA SCHOOL DIST #7		

*The voter registration totals on this breakdown of votes by precinct may not reflect accurate nor final voter registration.*

MAPLETON	1499	405	27.0%	2	4		
**** TOTALS ****	1499	405	27.0%	2	4		

*I certify the votes recorded on this March 13, 2001 Special Election abstract correctly summarize the votes cast for this election.*

*Dates this 23<sup>rd</sup> day of March, 2001*

*Annette K. Newingham*

*Annette K. Newingham  
Chief Deputy County Clerk*



Page Number 71.001.001		ALSEA SD 7, POS 2			ROBERT WEBB JR ALSEA SCHOOL DIST # 7				<i>The voter registration totals on this breakdown of votes by precinct may not reflect accurate nor final voter registration.</i>			
		REGISTERED VOTERS	TURNOUT	TURNOUT PERCENTAGE								

MAPLETON		1499	405	27.0%	6							
**** TOTALS ****		1499	405	27.0%	6							

*I certify the votes recorded on this March 13, 2001 Special Election abstract correctly summarize the votes cast for this election.*

*Dates this 23<sup>th</sup> day of March, 2001*

*Annette K. Newingham*

Annette K. Newingham  
Chief Deputy County Clerk





CORVALLIS 509J DIR POS 1 NON PARTISAN Votes Percent

	ELIZABETH SPAT	PHIL SMITH	JOAN DEMAREST	OVER VOTES	UNDER VOTES
42 BI			1	100.00	
42 BJ		5	9	64.29	
42 BK					
44 BL	2	22.22	6	66.67	1
44 BM	17	10.30	53	32.12	81
				49.09	5
				3.03	9
					11.11
					5.45
	19	10.05	58	30.69	97
				51.32	5
				2.65	10
					5.29
	Registered Voters: 888		Ballots Received: 189		21.28

I hereby certify this copy to be a true, full and correct copy of the original now on record in my office.

STEVE DRUCKENMILLER

*John K. Army*  
3-20-01  
County Clerk  
Deputy

1  
2  
3  
4  
5  
6  
7  
8  
9  
10  
11  
12  
13  
14  
15  
16  
17  
18  
19  
20  
21  
22  
23  
24  
25  
26  
27  
28  
29  
30  
31  
32  
33  
34  
35  
36  
37  
38  
39  
40  
41  
42  
43  
44  
45  
46  
47  
48  
49  
50  
51  
52  
53  
54  
55  
56  
57

1  
2  
3  
4  
5  
6  
7  
8  
9  
10  
11  
12  
13  
14  
15  
16  
17  
18  
19  
20  
21  
22  
23  
24  
25  
26  
27  
28  
29  
30  
31  
32  
33  
34  
35  
36  
37  
38  
39  
40  
41  
42  
43  
44  
45  
46  
47  
48  
49  
50  
51  
52  
53  
54  
55  
56  
57

CORVALLIS 509J DIR PDS 4

NON PARTISAN Votes Percent

	CYREL GABLE	OVER VOTES	UNDER VOTES
42 BI	1 100.00		
42 BJ	14 100.00		
42 BK			
44 BL	7 77.78	2 22.22	
44 BM	128 77.58	37 22.42	
	150 79.37	39 20.63	

Registered Voters: 888      Ballots Received: 189      21.28

I hereby certify this copy to be a true,  
full and correct copy of the original now  
on record in my office.

STEVE DRUCKENMILLER

*John W. ...*  
3-20-01  
County Clerk  
Deputy

1					1
2					2
3					3
4					4
5					5
6					6
7					7
8					8
9					9
10					10
11					11
12					12
13					13
14					14
15					15
16					16
17					17
18					18
19					19
20					20
21					21
22					22
23					23
24					24
25					25
26					26
27					27
28					28
29					29
30					30
31					31
32					32
33					33
34					34
35					35
36					36
37					37
38					38
39					39
40					40
41					41
42					42
43					43
44					44
45					45
46					46
47					47
48					48
49					49
50					50
51					51
52					52
53					53
54					54
55					55
56					56
57					57

CORVALLIS 509J DIR POS 5 NON PARTISAN Votes Percent

WILLIAM S. TEN		OVER VOTES	UNDER VOTES	
42 BI	1	100.00		
42 BJ	14	100.00		
42 BK				
44 BL	7	77.78	2	22.22
44 BM	135	81.82	30	18.18
	157	83.07	32	16.93

Registered Voters: 888 Ballots Received: 189 21.28

I hereby certify this copy to be a true, full and correct copy of the original now on record in my office.  
STEVE DRUCKENMILLER

*John Kamm*  
3-20-01  
County Clerk  
Deputy

1  
2  
3  
4  
5  
6  
7  
8  
9  
10  
11  
12  
13  
14  
15  
16  
17  
18  
19  
20  
21  
22  
23  
24  
25  
26  
27  
28  
29  
30  
31  
32  
33  
34  
35  
36  
37  
38  
39  
40  
41  
42  
43  
44  
45  
46  
47  
48  
49  
50  
51  
52  
53  
54  
55  
56  
57  
58  
59  
60  
61  
62  
63  
64  
65  
66  
67  
68  
69  
70  
71  
72  
73  
74  
75  
76

CORVALLIS 509J DIR POS 7 2YR NON PARTISAN Votes Percent

	PETER M. HACKE	RONALD L. MILL	OVER VOTES	UNDER VOTES
42 BI	1 100.00			
42 BJ	2 14.29	7 50.00	2 14.29	3 21.43
42 BK				
44 BL	3 33.33	2 22.22	2 22.22	2 22.22
44 BM	40 24.24	88 53.33	6 3.64	31 18.79
	46 24.34	97 51.32	10 5.29	36 19.05
	Registered Voters: 888	Ballots Received: 189	21.28	

I hereby certify this copy to be a true, full and correct copy of the original now on record in my office.

STEVE DRUCKENMILLER

*John Kamm*  
County Clerk  
Deputy  
3-20-01

RECEIVED MAR 26 '01

MONROE SD 1J, ZONE 1					
Page Number	78.001.001	REGISTERED VOTERS	TURNOUT	TURNOUT PERCENTAGE	MONROE CANDIDATE SCHOOL DIST # 1 J

*The voter registration totals on this breakdown of votes by precinct may not reflect accurate nor final voter registration.*

RICHARDSON	3692	612	16.5%	0
**** TOTALS ****	3692	612	16.5%	0

*I certify the votes recorded on this March 13, 2001 Special Election abstract correctly summarize the votes cast for this election.*

*Dates this 23<sup>th</sup> day of March, 2001*

*Annette K. Newingham*



**Annette K. Newingham**  
Chief Deputy County Clerk

MONROE SD 1J, ZONE 4

*The voter registration totals on this breakdown of votes by precinct may not reflect accurate nor final voter registration.*

Page Number 79.001.001

REGISTERED VOTERS  
 TURNOUT  
 TURNOUT PERCENTAGE  
 BARBRA SCHOLZ BOWMAN  
 MONROE SCHOOL DIST #1J

RICHARDSON	3692	612	16.5%	11
**** TOTALS ****	3692	612	16.5%	11

*I certify the votes recorded on this March 13, 2001 Special Election abstract correctly summarize the votes cast for this election.*

*Dates this 23<sup>th</sup> day of March, 2001*

*Annette K. Newingham*

Annette K. Newingham  
 Chief Deputy County Clerk



MONROE SD 1J, ZONE 5

Page Number 80.001.001

*The voter registration totals on this breakdown of votes by precinct may not reflect accurate nor final voter registration.*

REGISTERED VOTERS  
 TURNOUT  
 TURNOUT PERCENTAGE  
 MONROE SCHOOLA DIST #1J


RICHARDSON	3692	612	16.5%	14
**** TOTALS ****	3692	612	16.5%	14

*I certify the votes recorded on this March 13, 2001 Special Election abstract correctly summarize the votes cast for this election.*

*Dates this 23<sup>th</sup> day of March, 2001*

*Annette K. Newingham*

Annette K. Newingham  
 Chief Deputy County Clerk



PAGE <u>    </u> OF <u>    </u> PAGES		OFFICE OR MEASURE MONROE SCHOOL 1J - ZONE ONE		COUNTY BENTON		ELECTION MARCH 13, 2001		NAME	BALLOT NUMBER	STATE OF OREGON ABSTRACT OF VOTES	Separate sheets for 1. President Vice-President	2. National committee person 3. Delegates at Large 4. Delegates - Districts	5. U.S. Senator and Congressperson 6. State Offices 7. Judicial Offices	8. State Senators 9. State Representatives 10. Others	
		(JIM) JAMES MASTERS													
		HOWARD WASH, JR													
		FLOYD BILLINGS													
		THEA STONE													
		KATHY SMITH													
		FLOYD BILL													
		KEVIN CROWSON													
		(JIMMY) JAMES ONUQUERA "UN-CARA"								III	III	III			
		KYLE KHUNLY													
		LOKJE KOROSIT													
	140 - 1														
	149														
	150														
	151														
I certify the votes recorded on this abstract correctly summarize the tally of votes cast at the election indicated.										SIGNATURE OF COUNTY CLERK <i>Jim Van Buren</i>		DATE OF ABSTRACT 3-19-2001			
<b>ABSTRACT OF VOTES AT GENERAL AND SPECIAL ELECTIONS</b> Votes cast for governor must be on separate page or pages (ORS 254.545).										<b>ABSTRACT OF VOTES AT PRIMARY ELECTIONS</b> Separate sheets for Democratic, Republican, Nonpartisan and other candidates. Separate sheets for candidates for city, county (including precinct) and state offices.					





PAGE 11 OF 17 PAGES		OFFICE OR MEASURE MONROE SCHOOL #1		COUNTY BENTON		ELECTION MARCH 13, 2001		STATE OF OREGON ABSTRACT OF VOTES		SER 900 REV. 7/15/91	
NAME	BALLOT NUMBER	1. President	2. National committee person	3. Delegates at Large	4. Delegates - Districts	5. U.S. Senator and Congressperson	6. State Offices	7. Judicial Offices	8. State Senator	9. State Representative	10. Others
JOHN BENGHOUW		-									
KATHLEEN MARIE SMITH		-									
LARRY RAINEY		-									
KIRK STRODA		-									
STEVEN BROWN		-									
NANCY JAMES		-									
JOHN BOLLINS											
BONNIE MOODY											
BECKY CROWSON											
CHRISTINA WARDEN											
	140										
	149										
	150										
	151										
I certify the votes recorded on this abstract correctly summarize the tally of votes cast at the election indicated.								SIGNATURE OF COUNTY CLERK		DATE OF ABSTRACT	
<b>ABSTRACT OF VOTES AT GENERAL AND SPECIAL ELECTIONS</b> Votes cast for governor must be on separate page or pages (ORS 254.643).						<b>ABSTRACT OF VOTES AT PRIMARY ELECTIONS</b> Separate sheets for Democratic, Republican, Nonpartisan and other candidates. Separate sheets for candidates for city, county (including precinct) and state offices.					





Office recorded on this sheet		Issue or Candidate	STATE OF OREGON																	
County			ABSTRACT OF VOTES																	
Election			Separate Sheets for																	
Page 1 of 1 pages		Ballot Number	1. President 2. National Committeemen 3. Delegates at Large 4. Delegates - Districts 5. U.S. Senator and Congressman 6. State Offices 7. Judicial Offices 8. State Senators 9. State Representatives 10. Others																	
Name or No. of Precinct																				
PHILOMATH SD 17J		DIRECTOR, ZONE 1 4 YR. TERM	190	3																
POLK		CARMEN MARTIN																		
MARCH 13, 2001		DIRECTOR, ZONE 3 4 YR. TERM																		
		JAMES HERMES																		
		BETSY ANDERSON																		
		DIRECTOR, ZONE 4 4 YR. TERM																		
		JODI NELSON																		
		ROBERT PLAMONDON																		
TOTAL				3	1	1				3	0									

CERTIFIED TO BE A TRUE AND CORRECT COPY OF THE ORIGINAL. LINDA DAWSON, Polk County Clerk. By *Linda Dawson* Deputy



I certify that the votes recorded on this abstract correctly summarize the tally of votes cast at the election indicated.

Signature of County Clerk: *Linda Dawson* Date of Abstract: 3-21-01

ABSTRACT OF VOTES AT GENERAL AND SPECIAL ELECTIONS:  
 Votes cast for Governor must be on separate page or pages.  
 For additional instructions see ORS 250.810.

ABSTRACT OF VOTES AT PRIMARY ELECTIONS:  
 Separate sheets for Democratic, Republican, Nonpartisan, and other candidates.  
 Separate sheets for candidates for City, County (including precinct) and State office.  
 For additional instructions, see ORS 249.410.

# WRITE-IN CANDIDATE ACCEPTANCE FORM

PLEASE TYPE OR LEGIBLY PRINT IN DARK INK.

<input type="checkbox"/> NOMINATION                      ELECTION <input checked="" type="checkbox"/>		OFFICE OF	
<input type="checkbox"/> ← DEMOCRATIC PARTY <input type="checkbox"/> ← LIBERTARIAN PARTY <input type="checkbox"/> ← PACIFIC GREEN PARTY <input type="checkbox"/> ← REPUBLICAN PARTY <input type="checkbox"/> ← NONPARTISAN <input type="checkbox"/> ← OTHER		Monroe School District Zone One DISTRICT, DEPARTMENT OR POSITION NUMBER RESIDENCE ADDRESS (STREET/ROUTE, CITY, STATE, ZIP CODE)  26563 Alpine Cutoff Rd Monroe, OR 97456	
NAME OF CANDIDATE		MAILING ADDRESS TO WHICH ALL CORRESPONDENCE WILL BE SENT	
James Unquera		PO Box 11 Monroe, OR 97456	
IF NOMINATION, NAME SHOULD APPEAR ON BALLOT AS FOLLOWS		TELEPHONE (HOME)	TELEPHONE (WORK)
		847-5972	424-3112
COUNTY OF RESIDENCE:		FAX	EMAIL
Benton			

BENTON COUNTY COURTHOUSE  
DEPT. OF RECORDS AND ELECTIONS  
PO BOX 888  
CORVALLIS, OR 97339

By signing this document, I hereby state:


THAT I shall accept the nomination for the office indicated above; and that I shall qualify for said office if elected.

OR

I do not accept this office

THAT I accept the office indicated above.

RECEIVED APR 06 '01

  
Candidate's signature

3-30-01  
Date signed

WARNING: Any person who supplies any information on this form, knowing it to be false, is subject upon conviction to imprisonment in the penitentiary for up to five years or to a fine of up to \$100,000, or both (ORS 260.715).

NOTE: This information is a matter of public record and may be published or reproduced.

### FOR OFFICE USE ONLY

INITIALS \_\_\_\_\_

OFFICE NUMBER \_\_\_\_\_

PRINCIPAL CAMPAIGN COMMITTEE IDENTIFICATION NUMBER \_\_\_\_\_







**OFFICIAL ABSTRACT OF VOTES - MARCH 13, 2001 SPECIAL ELECTION**  
**COUNTY OF LINCOLN - STATE OF OREGON**

**ALSEA RURAL FIRE PROTECTION DISTRICT**  
**DIRECTOR - POSITION 3 - 4 YEAR TERM (BENTON COUNTY)**

Page 1 of 1

PRECINCT NAME ↓	Gary Haley Vote for One	Miscellaneous Write-ins	Undervotes	Overvotes				
04 Tidewater	3	0	4	0				
<b>TOTALS:</b>	<b>3</b>	<b>0</b>	<b>4</b>	<b>0</b>				

I certify that the votes recorded on this abstract correctly summarize the tally of votes cast at the election indicated.

DATED this 22nd day of March, 2001.

  
 \_\_\_\_\_  
 Dana W. Jenkins, Lincoln County Clerk



ABSTRACT OF VOTES AT GENERAL & SPECIAL ELECTIONS: Votes cast for Governor must be on separate page or pages.  
 ABSTRACT OF VOTES AT PRIMARY ELECTIONS: Separate sheets for Democratic, Republican, Nonpartisan and other candidates; separate sheets for city, county, precinct & state offices.

**SEPARATE SHEETS FOR:**

- |                             |                             |                         |
|-----------------------------|-----------------------------|-------------------------|
| 1. President/Vice President | 2. National Committeemen    | 3. Delegates at Large   |
| 4. State Offices            | 5. US Senator & Congressman | 6. State Offices        |
| 7. Judicial Offices         | 8. State Senators           | 9. State Representative |

CORVALLIS R.F.P.D. DIR. POS. 1 NON PARTISAN Votes Percent

	TOM NELSON	OVER VOTES	UNDER VOTES	
42 BJ	12	85.71	2	14.29
42 CF	33	86.84	5	13.16
42 CG	2	100.00		
44 BM	120	72.73	45	27.27
44 CS	7	100.00		
	174	76.99	52	23.01

Registered Voters: 947 Ballots Received: 226 23.86

I hereby certify this copy to be a true full and correct copy of the original on record in my office.

STEVE DRUCKENMILLER

*John King*  
3-20-01  
County Clerk  
Deputy

1  
2  
3  
4  
5  
6  
7  
8  
9  
10  
11  
12  
13  
14  
15  
16  
17  
18  
19  
20  
21  
22  
23  
24  
25  
26  
27  
28  
29  
30  
31  
32  
33  
34  
35  
36  
37  
38  
39  
40  
41  
42  
43  
44  
45  
46  
47  
48  
49  
50  
51  
52  
53  
54  
55  
56  
57  
58  
59  
60  
61  
62  
63  
64  
65  
66  
67  
68  
69  
70  
71  
72  
73  
74  
75  
76

CORVALLIS R.F.P.D. DIR. POS. 2 NON PARTISAN Votes Percent

	WILLIAM H. ALB	OVER VOTES	UNDER VOTES	
42 BJ	12	85.71	2	14.29
42 CF	34	89.47	4	10.53
42 CG	2	100.00		
44 BM	125	75.76	40	24.24
44 CS	7	100.00		

180 79.65 46 20.35

Registered Voters: 947 Ballots Received: 226 23.86

I hereby certify this copy to be a true, full and correct copy of the original now on record in my office.

STEVE DRUCKENMILLER

*John V. King*  
3-20-01  
County Clerk  
Deputy

1	
2	
3	
4	
5	
6	
7	
8	
9	
10	
11	
12	
13	
14	
15	
16	
17	
18	
19	
20	
21	
22	
23	
24	
25	
26	
27	
28	
29	
30	
31	
32	
33	
34	
35	
36	
37	
38	
39	
40	
41	
42	
43	
44	
45	
46	
47	
48	
49	
50	
51	
52	
53	
54	
55	
56	
57	
58	
59	
60	
61	
62	
63	
64	
65	
66	
67	
68	
69	
70	
71	
72	
73	
74	
75	
76	

CORVALLIS RFPD DIR. POS. 4 2YR NON PARTISAN Votes Percent

	GEORGE MEARS	OVER VOTES	UNDER VOTES	
42 BJ	11	78.57	3	21.43
42 CF	33	86.84	5	13.16
42 CG	2	100.00		
44 BM	120	72.73	45	27.27
44 CS	7	100.00		
	173	76.55	53	23.45

Registered Voters: 947 Ballots Received: 226 23.86

I hereby certify this copy to be a true,  
full and correct copy of the original now  
on record in my office.  
STEVE DRUCKENMILLER

County Clerk

Deputy

3-20-01

1  
2  
3  
4  
5  
6  
7  
8  
9  
10  
11  
12  
13  
14  
15  
16  
17  
18  
19  
20  
21  
22  
23  
24  
25  
26  
27  
28  
29  
30  
31  
32  
33  
34  
35  
36  
37  
38  
39  
40  
41  
42  
43  
44  
45  
46  
47  
48  
49  
50  
51  
52  
53  
54  
55  
56  
57  
58  
59  
60  
61  
62  
63  
64  
65  
66  
67  
68  
69  
70  
71  
72  
73  
74  
75  
76


RECEIVED MAR 26 '01

Office recorded on this sheet		Issue or Candidate		Name or No. of Precinct	Ballot Number	188	190	TOTAL	2	3	5	2	3	5
County		Election												
HOSKINS - KINGS VALLEY RFPD		DIRECTOR, POS. 3 4YR. TERM												
POLK		JANE BRANDENBURG												
MARCH 13, 2001		DIRECTOR, POS. 4 4YR. TERM												
Page 1 of 1 pages		BETSY BOREN												
WRITE-INS		DIRECTOR, POS. 5 4YR. TERM												

STATE OF OREGON  
ABSTRACT OF VOTES

- 1. Separate Sheets for Vice-President
- 2. National Committeeman
- 3. Delegates at Large
- 4. Delegates - Districts
- 5. U.S. Senator and Congressman
- 6. State Offices
- 7. Judicial Offices
- 8. State Senators
- 9. State Representatives
- 10. Others

CERTIFIED TO BE A TRUE AND CORRECT COPY OF THE ORIGINAL  
LINDA DAWSON, Folk County Clerk  
By *Linda Dawson* Deputy



I certify that the votes recorded on this abstract correctly summarize the tally of votes cast at the election indicated.

Signature of County Clerk:  
*Linda Dawson*

Date of Abstract  
3-21-01

ABSTRACT OF VOTES AT GENERAL AND SPECIAL ELECTIONS:  
Votes cast for Governor must be on separate page or pages.  
For additional instructions see ORS 250.810.

ABSTRACT OF VOTES AT PRIMARY ELECTIONS:  
Separate sheets for Democratic, Republican, Nonpartisan, and other candidates.  
Separate sheets for candidates for City, County (including precinct) and State office.  
For additional instructions, see ORS 249.410.

PAGE _____ OF _____ PAGES		SER 900 REV. 7/15/91		STATE OF OREGON ABSTRACT OF VOTES	Separate sheets for 1. President Vice-President	2. National committee person 3. Delegates at Large 4. Delegates - Districts	5. U.S. Senator and Congressperson 6. State Offices 7. Judicial Offices	8. State Senators 9. State Representatives 10. Others	
OFFICE OR MEASURE HOSKINS-KINGS RURAL FIRE #5		COUNTY BENTON		ELECTION MARCH 13, 2001		NAME			
NAME		BALLOT NUMBER							
MARK HAZELTON		=							
BENJAMIN WALD		=							
BEN WALD		III							
DENNY RICE		-							
GILBERT BIRKEL		-							
JOE FULTON		-							
KAREN TAYLOR		-							
DAN HAYES		-							
130-1									

I certify the votes recorded on this abstract correctly summarize the tally of votes cast at the election indicated.


SIGNATURE OF COUNTY CLERK  
*Julianne Breen*

DATE OF ABSTRACT  
3-19-2001

<p><b>ABSTRACT OF VOTES AT GENERAL AND SPECIAL ELECTIONS</b></p> <p>Votes cast for governor must be on separate page or pages (ORS 254.645).</p>	<p><b>ABSTRACT OF VOTES AT PRIMARY ELECTIONS</b></p> <p>Separate sheets for Democratic, Republican, Nonpartisan and other candidates.</p> <p>Separate sheets for candidates for city, county (including precinct) and state offices.</p>
--	--

# WRITE-IN CANDIDATE ACCEPTANCE FORM

PLEASE TYPE OR LEGIBLY PRINT IN DARK INK.

<input type="checkbox"/> NOMINATION                      ELECTION <input checked="" type="checkbox"/>		OFFICE OF	
<input type="checkbox"/> ← DEMOCRATIC PARTY <input type="checkbox"/> ← LIBERTARIAN PARTY <input type="checkbox"/> ← PACIFIC GREEN PARTY <input type="checkbox"/> ← REPUBLICAN PARTY <input type="checkbox"/> ← NONPARTISAN <input type="checkbox"/> ← OTHER		Hoskins-Kings Rural Fire Protection Position 5	
NAME OF CANDIDATE		DISTRICT, DEPARTMENT OR POSITION NUMBER	
Benjamin Wald 23910 Price Creek Rd Philomath, OR 97370		RESIDENCE ADDRESS (STREET/ROUTE, CITY, STATE, ZIP CODE)	
IF NOMINATION, NAME SHOULD APPEAR ON BALLOT AS FOLLOWS		MAILING ADDRESS TO WHICH ALL CORRESPONDENCE WILL BE SENT	
COUNTY OF RESIDENCE: Benton		TELEPHONE (HOME)	TELEPHONE (WORK)
		929-4300	
		FAX	EMAIL
			FILED 

APR 04 2001  
 BY DEF. *Jessie Benton*  
 BENTON COUNTY ELECTIONS  
 2:45 PM

By signing this document, I hereby state:

- THAT I shall accept the nomination for the office indicated above; and that I shall qualify for said office if elected.
- OR                                       I do not accept this office
- THAT I accept the office indicated above.

*Benjamin Wald*  
 Candidate's signature

*April 4, 2001*  
 Date signed

WARNING: Any person who supplies any information on this form, knowing it to be false, is subject upon conviction to imprisonment in the penitentiary for up to five years or to a fine of up to \$100,000, or both (ORS 260.715).

NOTE: This information is a matter of public record and may be published or reproduced.

FOR OFFICE USE ONLY

**received**  
4-4-01

INITIALS \_\_\_\_\_ OFFICE NUMBER \_\_\_\_\_

PRINCIPAL CAMPAIGN COMMITTEE IDENTIFICATION NUMBER \_\_\_\_\_

RECORDED MAR 26 '01

*The voter registration totals on this breakdown of votes by precinct may not reflect accurate nor final voter registration.*


Page Number 148.001.001	MONROE RFPD, POS 1			
	REGISTERED VOTERS	TURNOUT	TURNOUT PERCENTAGE	MONROE RFPD CROWSON
RICHARDSON	3692	612	16.5%	18
**** TOTALS ****	3692	612	16.5%	18

*I certify the votes recorded on this March 13, 2001 Special Election abstract correctly summarize the votes cast for this election.*

*Dates this 23<sup>th</sup> day of March, 2001*

*Annette K. Newingham*

Annette K. Newingham  
Chief Deputy County Clerk





*The voter registration totals on this breakdown of votes by precinct may not reflect accurate nor final voter registration.*

MONROE RFPD, POS 4				
Page Number 149.001.001	REGISTERED VOTERS	TURNOUT	TURNOUT PERCENTAGE	MOVEMENT RFPD
RICHARDSON	3692	612	16.5%	17
**** TOTALS ****	3692	612	16.5%	17

*I certify the votes recorded on this March 13, 2001 Special Election abstract correctly summarize the votes cast for this election.*

*Dates this 23<sup>th</sup> day of March, 2001*

*Annette K. Newingham*

Annette K. Newingham  
Chief Deputy County Clerk



Page Number 150.001.001	MONROE RFPD, POS 5				The voter registration totals on this breakdown of votes by precinct may not reflect accurate nor final voter registration.				
	REGISTE RED VOTERS	TURNO UT	TURNO UT PERCENTA GE	M ONROE RFPD	K ENNE TH W OAKES				


RICHARDSON	3692	612	16.5%		16				
**** TOTALS ****	3692	612	16.5%		16				

*I certify the votes recorded on this March 13, 2001 Special Election abstract correctly summarize the votes cast for this election.*

*Dates this 23<sup>th</sup> day of March, 2001*

*Annette K. Newingham*

Annette K. Newingham  
Chief Deputy County Clerk







DEPARTMENT OF ADMINISTRATIVE SERVICES

Elections

120 NW 4<sup>th</sup> Street

P.O. Box 888

Corvallis, OR 97339-0888

(541) 766-6756

FAX (541) 766-6757



POST-ELECTION CERTIFICATION OF ELECTIONS  
OFFICE AND WITNESS

I, Jill Van Buren, Supervisor of Elections in and for Benton County, Oregon, being duly authorized, hereby state:

THAT, the official recount for the March 13, 2001, Special District Election involving the write-in contest for the Palestine Rural Fire Protection District, Position 1, was conducted on March 28, 2001, in accordance with ORS 258 and the rules and directives of the Secretary of State;

AND, the attached abstract by precinct of recount returns for the said contest are hereby declared the official results from the March 13, 2001 Special District Election for that race;

IN WITNESS HERETO: I do set my hand this 28<sup>th</sup> day of March, 2001.

Signature: Margaret Jill Van Buren

Notarized by: Kathleen Horning

Signature of Notary: Kathleen Horning



Winner by lot: Ron Kelley

As Witnessed By:

Quinn L. Lyndon  
James L. Egger

Zachary L. Egger  
Paul E. Reed

**BENTON COUNTY, OREGON**  
**Recount held: March 28, 2001**

**District Recounted: Palestine RFPD**  
**Recount of: Position One**  
**Type of Ballots Recounted: Write-In**

# 144 **WRITE-IN CANDIDATE:** BETSY CLOSE

Precinct: \_\_\_\_\_ Total for this Precinct: \_\_\_\_\_

1	2	3	4	5	6	7	8	9	10	11	12	13	14	15	16	17	18	19	20
<u>1</u>	<u>1</u>																		
21	22	23	24	25	26	27	28	29	30	31	32	33	34	35	36	37	38	39	40

Precinct: \_\_\_\_\_ Total for this Precinct: \_\_\_\_\_

1	2	3	4	5	6	7	8	9	10	11	12	13	14	15	16	17	18	19	20
21	22	23	24	25	26	27	28	29	30	31	32	33	34	35	36	37	38	39	40

Precinct: \_\_\_\_\_ Total for this Precinct: \_\_\_\_\_

1	2	3	4	5	6	7	8	9	10	11	12	13	14	15	16	17	18	19	20
21	22	23	24	25	26	27	28	29	30	31	32	33	34	35	36	37	38	39	40

Precinct: \_\_\_\_\_ Total for this Precinct: \_\_\_\_\_

1	2	3	4	5	6	7	8	9	10	11	12	13	14	15	16	17	18	19	20
21	22	23	24	25	26	27	28	29	30	31	32	33	34	35	36	37	38	39	40

Totals for single page tally: Number of Pages in Candidate Count: \_\_\_\_\_

Total Votes for Candidate: \_\_\_\_\_

**CERTIFIED BY ALL MEMBERS OF THIS RECOUNT BOARD:**

Chairman: Paul E. Remus

Clerk: Shannon L. Eggers

Clerk: Lucy L. Eggers

Clerk: Quinn L. Eggers Write-in Tally

**BENTON COUNTY, OREGON**  
**Recount held: March 28, 2001**

**District Recounted: Palestine RFPD**  
**Recount of: Position One**  
**Type of Ballots Recounted: Write-In**

# **WRITE-IN CANDIDATE:** Ron KELLEY

Precinct: 144

Total for this Precinct: \_\_\_\_\_

1	2	3	4	5	6	7	8	9	10	11	12	13	14	15	16	17	18	19	20
1	1																		
21	22	23	24	25	26	27	28	29	30	31	32	33	34	35	36	37	38	39	40

Precinct: \_\_\_\_\_

Total for this Precinct: \_\_\_\_\_

1	2	3	4	5	6	7	8	9	10	11	12	13	14	15	16	17	18	19	20
21	22	23	24	25	26	27	28	29	30	31	32	33	34	35	36	37	38	39	40

Precinct: \_\_\_\_\_

Total for this Precinct: \_\_\_\_\_

1	2	3	4	5	6	7	8	9	10	11	12	13	14	15	16	17	18	19	20
21	22	23	24	25	26	27	28	29	30	31	32	33	34	35	36	37	38	39	40

Precinct: \_\_\_\_\_

Total for this Precinct: \_\_\_\_\_

1	2	3	4	5	6	7	8	9	10	11	12	13	14	15	16	17	18	19	20
21	22	23	24	25	26	27	28	29	30	31	32	33	34	35	36	37	38	39	40

Totals for single page tally: Number of Pages in Candidate Count: \_\_\_\_\_

Total Votes for Candidate: \_\_\_\_\_

**CERTIFIED BY ALL MEMBERS OF THIS RECOUNT BOARD:**

Chairman: Paul E. Renna

Clerk: Charmaine L. Eggers

Clerk: Lucinda C. Eggers

Clerk: Paula Eggers

Write-in Tally

**BENTON COUNTY, OREGON**  
**Recount held: March 28, 2001**

**District Recounted: Palestine RFPD**  
**Recount of: Position One**  
**Type of Ballots Recounted: Write-In**

# 144 **WRITE-IN CANDIDATE:** JIM LINN

Precinct: \_\_\_\_\_ Total for this Precinct: \_\_\_\_\_

1	2	3	4	5	6	7	8	9	10	11	12	13	14	15	16	17	18	19	20
1	1																		
21	22	23	24	25	26	27	28	29	30	31	32	33	34	35	36	37	38	39	40

Precinct: \_\_\_\_\_ Total for this Precinct: \_\_\_\_\_

1	2	3	4	5	6	7	8	9	10	11	12	13	14	15	16	17	18	19	20
21	22	23	24	25	26	27	28	29	30	31	32	33	34	35	36	37	38	39	40

Precinct: \_\_\_\_\_ Total for this Precinct: \_\_\_\_\_

1	2	3	4	5	6	7	8	9	10	11	12	13	14	15	16	17	18	19	20
21	22	23	24	25	26	27	28	29	30	31	32	33	34	35	36	37	38	39	40

Precinct: \_\_\_\_\_ Total for this Precinct: \_\_\_\_\_

1	2	3	4	5	6	7	8	9	10	11	12	13	14	15	16	17	18	19	20
21	22	23	24	25	26	27	28	29	30	31	32	33	34	35	36	37	38	39	40

Totals for single page tally:      Number of Pages in Candidate Count: \_\_\_\_\_      Total Votes for Candidate: \_\_\_\_\_

**CERTIFIED BY ALL MEMBERS OF THIS RECOUNT BOARD:**

Chairman: Paul E. Kenn

Clerk: Shannon L. Egner

Clerk: Shannon L. Egner

Clerk: Shannon L. Egner Write-in Tally





OFFICE OR MEASURE

COUNTY  
**BENTON**

ELECTION  
**MARCH 13, 2001**

BALLOT NUMBER

NAME

MARVIN GILMOUR

JIM RUTHRETH

NAME	BALLOT NUMBER	STATE OF OREGON ABSTRACT OF VOTES																		
		1. President	2. National committeeperson	3. Delegates at Large	4. Delegates - Districts	5. U.S. Senator and Congressperson	6. State Offices	7. Judicial Offices	8. State Senators	9. State Representatives	10. Others									
✓ 100																				

I certify the votes recorded on this abstract correctly summarize the tally of votes cast at the election indicated.

SIGNATURE OF COUNTY CLERK  
*Julian Belten*

DATE OF ABSTRACT  
**3-19-2001**

ABSTRACT OF VOTES AT GENERAL AND SPECIAL ELECTIONS  
 Votes cast for governor must be on separate page or pages (ORS 254.548).

ABSTRACT OF VOTES AT PRIMARY ELECTIONS  
 Separate sheets for Democratic, Republican, Nonpartisan and other candidates.  
 Separate sheets for candidates for city, county (including precinct) and state offices.



DEPARTMENT OF ADMINISTRATIVE SERVICES

Elections

120 NW 4<sup>th</sup> Street

P.O. Box 888

Corvallis, OR 97339-0888

(541) 766-6756

FAX (541) 766-6757



March 20, 2001

To Whom It May Concern:

By direction of the Secretary of State's Office the Benton County Office of Elections will hold an official recount of the write-in votes cast in this county for the office of Palestine Rural Fire Protection District, Position 1 at the March 13, 2001 Special District Election. The recount is a result of a three-way tie of write-in votes. Two votes were cast for each candidate.

The recount will be conducted on Wednesday, March 28th, at the Benton County Courthouse, Room 12, located at 120 NW 4<sup>th</sup> Street, Corvallis, Oregon.. We expect the recount to be completed that day.

Official observers will need to provide written evidence of who they are representing and sign an observer's oath. They are welcome to observe and may address their questions to supervisors conducting the recount.

If the recount results do not change the outcome of the write-in vote the winner will be chosen by lot.

If you have any questions always feel free to call us at 541 766-6834.

Sincerely,

9AM

Jill Van Buren  
Supervisor of Elections

Recount Affected Parties