

**BENTON COUNTY ELECTIONS DIVISION
RACE RESULTS BY PRECINCT
SPECIAL DISTRICT ELECTION MARCH 13TH, 2001**

<u>Total Precincts</u> 85	<u>Precincts Reporting</u> 85	<u>Percent Completed</u> 100.00 %	
<u>Precinct</u>	<u>Candidate</u>	<u>Votes</u>	<u>Percent</u>
Linn-Benton-Lincoln ESD Director Zone 2			
Precinct 130	Melvin Larkin	97	65.10 %
	Write-Ins	0	0.00 %
	Total	97	
	Under-Votes	52	34.90 %
	Over-Votes	0	0.00 %
	Total Votes Cast	149	
Precinct 132	Melvin Larkin	130	69.52 %
	Write-Ins	2	1.07 %
	Total	132	
	Under-Votes	55	29.41 %
	Over-Votes	0	0.00 %
	Total Votes Cast	187	
Precinct 133	Melvin Larkin	106	77.37 %
	Write-Ins	1	0.73 %
	Total	107	
	Under-Votes	30	21.90 %
	Over-Votes	0	0.00 %
	Total Votes Cast	137	
Precinct 137	Melvin Larkin	163	59.49 %
	Write-Ins	6	2.19 %
	Total	169	
	Under-Votes	105	38.32 %
	Over-Votes	0	0.00 %
	Total Votes Cast	274	
Precinct 138	Melvin Larkin	65	65.00 %
	Write-Ins	0	0.00 %
	Total	65	
	Under-Votes	35	35.00 %
	Over-Votes	0	0.00 %
	Total Votes Cast	100	
Precinct 140	Melvin Larkin	156	80.00 %
	Write-Ins	6	3.08 %
	Total	162	
	Under-Votes	33	16.92 %
	Over-Votes	0	0.00 %
	Total Votes Cast	195	
Precinct 149	Melvin Larkin	38	79.17 %
	Write-Ins	1	2.08 %
	Total	39	
	Under-Votes	9	18.75 %
	Over-Votes	0	0.00 %
	Total Votes Cast	48	
Precinct 150	Melvin Larkin	31	93.94 %
	Write-Ins	0	0.00 %
	Total	31	
	Under-Votes	2	6.06 %
	Over-Votes	0	0.00 %
	Total Votes Cast	33	
Precinct 151	Melvin Larkin	66	79.52 %
	Write-Ins	2	2.41 %
	Total	68	
	Under-Votes	15	18.07 %
	Over-Votes	0	0.00 %
	Total Votes Cast	83	

<u>Precinct</u>	<u>Candidate</u>	<u>Votes</u>	<u>Percent</u>
Precinct 152	Melvin Larkin	7	87.50 %
	Write-Ins	0	0.00 %
	Total	7	
	Under-Votes	1	12.50 %
	Over-Votes	0	0.00 %
	Total Votes Cast	8	
Precinct 153	Melvin Larkin	14	70.00 %
	Write-Ins	0	0.00 %
	Total	14	
	Under-Votes	6	30.00 %
	Over-Votes	0	0.00 %
	Total Votes Cast	20	
Precinct 155	Melvin Larkin	171	76.00 %
	Write-Ins	1	0.44 %
	Total	172	
	Under-Votes	53	23.56 %
	Over-Votes	0	0.00 %
	Total Votes Cast	225	
Precinct 156	Melvin Larkin	0	0 %
	Write-Ins	0	0 %
	Total	0	
	Under-Votes	0	0 %
	Over-Votes	0	0 %
	Total Votes Cast		
Precinct 161	Melvin Larkin	214	76.70 %
	Write-Ins	1	0.36 %
	Total	215	
	Under-Votes	64	22.94 %
	Over-Votes	0	0.00 %
	Total Votes Cast	279	
Precinct 169	Melvin Larkin	14	77.78 %
	Write-Ins	0	0.00 %
	Total	14	
	Under-Votes	4	22.22 %
	Over-Votes	0	0.00 %
	Total Votes Cast	18	
Precinct 084	Peter M. Tarzian	116	80.00 %
	Write-Ins	4	2.76 %
	Total	120	
	Under-Votes	25	17.24 %
	Over-Votes	0	0.00 %
	Total Votes Cast	145	
Precinct 085	Peter M. Tarzian	39	79.59 %
	Write-Ins	1	2.04 %
	Total	40	
	Under-Votes	9	18.37 %
	Over-Votes	0	0.00 %
	Total Votes Cast	49	
Precinct 086	Peter M. Tarzian	106	66.67 %
	Write-Ins	2	1.26 %
	Total	108	
	Under-Votes	51	32.08 %
	Over-Votes	0	0.00 %
	Total Votes Cast	159	
Precinct 089	Peter M. Tarzian	68	64.76 %
	Write-Ins	2	1.90 %
	Total	70	
	Under-Votes	35	33.33 %
	Over-Votes	0	0.00 %
	Total Votes Cast	105	
Precinct 094	Peter M. Tarzian	219	70.87 %
	Write-Ins	3	0.97 %
	Total	222	
	Under-Votes	87	28.16 %
	Over-Votes	0	0.00 %
	Total Votes Cast	309	

<u>Precinct</u>	<u>Candidate</u>	<u>Votes</u>	<u>Percent</u>
Precinct 096	Peter M. Tarzian	170	68.83 %
	Write-Ins	1	0.40 %
	Total	171	
	Under-Votes	76	30.77 %
	Over-Votes	0	0.00 %
	Total Votes Cast	247	
Precinct 097	Peter M. Tarzian	187	72.48 %
	Write-Ins	2	0.78 %
	Total	189	
	Under-Votes	69	26.74 %
	Over-Votes	0	0.00 %
	Total Votes Cast	258	
Precinct 098	Peter M. Tarzian	85	75.89 %
	Write-Ins	3	2.68 %
	Total	88	
	Under-Votes	24	21.43 %
	Over-Votes	0	0.00 %
	Total Votes Cast	112	
Precinct 099	Peter M. Tarzian	116	78.91 %
	Write-Ins	1	0.68 %
	Total	117	
	Under-Votes	30	20.41 %
	Over-Votes	0	0.00 %
	Total Votes Cast	147	
Precinct 108	Peter M. Tarzian	112	65.12 %
	Write-Ins	3	1.74 %
	Total	115	
	Under-Votes	57	33.14 %
	Over-Votes	0	0.00 %
	Total Votes Cast	172	
Precinct 109	Peter M. Tarzian	137	81.07 %
	Write-Ins	0	0.00 %
	Total	137	
	Under-Votes	32	18.93 %
	Over-Votes	0	0.00 %
	Total Votes Cast	169	
Precinct 110	Peter M. Tarzian	87	67.44 %
	Write-Ins	0	0.00 %
	Total	87	
	Under-Votes	42	32.56 %
	Over-Votes	0	0.00 %
	Total Votes Cast	129	
Precinct 111	Peter M. Tarzian	110	71.90 %
	Write-Ins	1	0.65 %
	Total	111	
	Under-Votes	42	27.45 %
	Over-Votes	0	0.00 %
	Total Votes Cast	153	
Precinct 114	Peter M. Tarzian	135	64.59 %
	Write-Ins	2	0.96 %
	Total	137	
	Under-Votes	72	34.45 %
	Over-Votes	0	0.00 %
	Total Votes Cast	209	
Precinct 115	Peter M. Tarzian	180	76.60 %
	Write-Ins	2	0.85 %
	Total	182	
	Under-Votes	53	22.55 %
	Over-Votes	0	0.00 %
	Total Votes Cast	235	
Precinct 116	Peter M. Tarzian	53	67.09 %
	Write-Ins	0	0.00 %
	Total	53	
	Under-Votes	26	32.91 %
	Over-Votes	0	0.00 %
	Total Votes Cast	79	

<u>Precinct</u>	<u>Candidate</u>	<u>Votes</u>	<u>Percent</u>
Precinct 117	Peter M. Tarzian	93	70.99 %
	Write-Ins	3	2.29 %
	Total	96	
	Under-Votes	35	26.72 %
	Over-Votes	0	0.00 %
	Total Votes Cast	131	
Precinct 118	Peter M. Tarzian	140	72.16 %
	Write-Ins	2	1.03 %
	Total	142	
	Under-Votes	52	26.80 %
	Over-Votes	0	0.00 %
	Total Votes Cast	194	
Precinct 122	Peter M. Tarzian	146	69.19 %
	Write-Ins	0	0.00 %
	Total	146	
	Under-Votes	65	30.81 %
	Over-Votes	0	0.00 %
	Total Votes Cast	211	
Precinct 124	Peter M. Tarzian	218	71.01 %
	Write-Ins	0	0.00 %
	Total	218	
	Under-Votes	89	28.99 %
	Over-Votes	0	0.00 %
	Total Votes Cast	307	
Precinct 128	Peter M. Tarzian	159	63.10 %
	Write-Ins	3	1.19 %
	Total	162	
	Under-Votes	90	35.71 %
	Over-Votes	0	0.00 %
	Total Votes Cast	252	
Precinct 134	Peter M. Tarzian	10	83.33 %
	Write-Ins	0	0.00 %
	Total	10	
	Under-Votes	2	16.67 %
	Over-Votes	0	0.00 %
	Total Votes Cast	12	
Precinct 135	Peter M. Tarzian	53	81.54 %
	Write-Ins	0	0.00 %
	Total	53	
	Under-Votes	12	18.46 %
	Over-Votes	0	0.00 %
	Total Votes Cast	65	
Precinct 139	Peter M. Tarzian	117	75.00 %
	Write-Ins	0	0.00 %
	Total	117	
	Under-Votes	39	25.00 %
	Over-Votes	0	0.00 %
	Total Votes Cast	156	
Precinct 142	Peter M. Tarzian	156	65.82 %
	Write-Ins	6	2.53 %
	Total	162	
	Under-Votes	75	31.65 %
	Over-Votes	0	0.00 %
	Total Votes Cast	237	
Precinct 143	Peter M. Tarzian	5	62.50 %
	Write-Ins	0	0.00 %
	Total	5	
	Under-Votes	3	37.50 %
	Over-Votes	0	0.00 %
	Total Votes Cast	8	
Precinct 144	Peter M. Tarzian	131	86.18 %
	Write-Ins	3	1.97 %
	Total	134	
	Under-Votes	18	11.84 %
	Over-Votes	0	0.00 %
	Total Votes Cast	152	

<u>Precinct</u>	<u>Candidate</u>	<u>Votes</u>	<u>Percent</u>
Precinct 148	Peter M. Tarzian	109	73.65 %
	Write-Ins	1	0.68 %
	Total	110	
	Under-Votes	38	25.68 %
	Over-Votes	0	0.00 %
	Total Votes Cast	148	
Precinct 152	Peter M. Tarzian	120	65.22 %
	Write-Ins	0	0.00 %
	Total	120	
	Under-Votes	64	34.78 %
	Over-Votes	0	0.00 %
	Total Votes Cast	184	
Precinct 155	Peter M. Tarzian	1	33.33 %
	Write-Ins	1	33.33 %
	Total	2	
	Under-Votes	1	33.33 %
	Over-Votes	0	0.00 %
	Total Votes Cast	3	
Precinct 157	Peter M. Tarzian	35	66.04 %
	Write-Ins	0	0.00 %
	Total	35	
	Under-Votes	18	33.96 %
	Over-Votes	0	0.00 %
	Total Votes Cast	53	
Precinct 158	Peter M. Tarzian	97	75.19 %
	Write-Ins	0	0.00 %
	Total	97	
	Under-Votes	32	24.81 %
	Over-Votes	0	0.00 %
	Total Votes Cast	129	
Precinct 159	Peter M. Tarzian	25	75.76 %
	Write-Ins	0	0.00 %
	Total	25	
	Under-Votes	8	24.24 %
	Over-Votes	0	0.00 %
	Total Votes Cast	33	
Precinct 160	Peter M. Tarzian	3	100.00 %
	Write-Ins	0	0.00 %
	Total	3	
	Under-Votes	0	0.00 %
	Over-Votes	0	0.00 %
	Total Votes Cast	3	
Precinct 163	Peter M. Tarzian	3	100.00 %
	Write-Ins	0	0.00 %
	Total	3	
	Under-Votes	0	0.00 %
	Over-Votes	0	0.00 %
	Total Votes Cast	3	
Precinct 164	Peter M. Tarzian	130	86.09 %
	Write-Ins	4	2.65 %
	Total	134	
	Under-Votes	17	11.26 %
	Over-Votes	0	0.00 %
	Total Votes Cast	151	
Precinct 165	Peter M. Tarzian	152	85.88 %
	Write-Ins	3	1.69 %
	Total	155	
	Under-Votes	22	12.43 %
	Over-Votes	0	0.00 %
	Total Votes Cast	177	
Precinct 166	Peter M. Tarzian	180	89.11 %
	Write-Ins	6	2.97 %
	Total	186	
	Under-Votes	16	7.92 %
	Over-Votes	0	0.00 %
	Total Votes Cast	202	

<u>Precinct</u>	<u>Candidate</u>	<u>Votes</u>	<u>Percent</u>
Precinct 167	Peter M. Tarzian	70	63.64 %
	Write-Ins	1	0.91 %
	Total	71	
	Under-Votes	39	35.45 %
	Over-Votes	0	0.00 %
	Total Votes Cast	110	
Precinct 168	Peter M. Tarzian	136	69.39 %
	Write-Ins	1	0.51 %
	Total	137	
	Under-Votes	59	30.10 %
	Over-Votes	0	0.00 %
	Total Votes Cast	196	

<u>Precinct</u>	<u>Candidate</u>	<u>Votes</u>	<u>Percent</u>
Linn-Benton-Lincoln ESD Director Zone 4			
Precinct 082	David Dowrie	71	69.61 %
	Write-Ins	2	1.96 %
	Total	73	
	Under-Votes	29	28.43 %
	Over-Votes	0	0.00 %
	Total Votes Cast	102	
Precinct 083	David Dowrie	30	60.00 %
	Write-Ins	1	2.00 %
	Total	31	
	Under-Votes	19	38.00 %
	Over-Votes	0	0.00 %
	Total Votes Cast	50	
Precinct 087	David Dowrie	182	69.73 %
	Write-Ins	1	0.38 %
	Total	183	
	Under-Votes	78	29.89 %
	Over-Votes	0	0.00 %
	Total Votes Cast	261	
Precinct 088	David Dowrie	108	78.83 %
	Write-Ins	1	0.73 %
	Total	109	
	Under-Votes	28	20.44 %
	Over-Votes	0	0.00 %
	Total Votes Cast	137	
Precinct 091	David Dowrie	5	62.50 %
	Write-Ins	0	0.00 %
	Total	5	
	Under-Votes	3	37.50 %
	Over-Votes	0	0.00 %
	Total Votes Cast	8	
Precinct 092	David Dowrie	263	73.88 %
	Write-Ins	6	1.69 %
	Total	269	
	Under-Votes	87	24.44 %
	Over-Votes	0	0.00 %
	Total Votes Cast	356	
Precinct 093	David Dowrie	62	70.45 %
	Write-Ins	1	1.14 %
	Total	63	
	Under-Votes	25	28.41 %
	Over-Votes	0	0.00 %
	Total Votes Cast	88	
Precinct 095	David Dowrie	1	100.00 %
	Write-Ins	0	0.00 %
	Total	1	
	Under-Votes	0	0.00 %
	Over-Votes	0	0.00 %
	Total Votes Cast	1	
Precinct 100	David Dowrie	88	69.29 %
	Write-Ins	2	1.57 %
	Total	90	
	Under-Votes	37	29.13 %
	Over-Votes	0	0.00 %
	Total Votes Cast	127	
Precinct 101	David Dowrie	98	69.01 %
	Write-Ins	3	2.11 %
	Total	101	
	Under-Votes	41	28.87 %
	Over-Votes	0	0.00 %
	Total Votes Cast	142	
Precinct 102	David Dowrie	9	69.23 %
	Write-Ins	0	0.00 %
	Total	9	
	Under-Votes	4	30.77 %
	Over-Votes	0	0.00 %
	Total Votes Cast	13	

<u>Precinct</u>	<u>Candidate</u>	<u>Votes</u>	<u>Percent</u>
Precinct 103	David Dowrie	9	81.82 %
	Write-Ins	0	0.00 %
	Total	9	
	Under-Votes	2	18.18 %
	Over-Votes	0	0.00 %
	Total Votes Cast	11	
Precinct 104	David Dowrie	16	72.73 %
	Write-Ins	1	4.55 %
	Total	17	
	Under-Votes	5	22.73 %
	Over-Votes	0	0.00 %
	Total Votes Cast	22	
Precinct 105	David Dowrie	38	64.41 %
	Write-Ins	0	0.00 %
	Total	38	
	Under-Votes	21	35.59 %
	Over-Votes	0	0.00 %
	Total Votes Cast	59	
Precinct 106	David Dowrie	32	88.89 %
	Write-Ins	0	0.00 %
	Total	32	
	Under-Votes	4	11.11 %
	Over-Votes	0	0.00 %
	Total Votes Cast	36	
Precinct 107	David Dowrie	123	63.08 %
	Write-Ins	1	0.51 %
	Total	124	
	Under-Votes	71	36.41 %
	Over-Votes	0	0.00 %
	Total Votes Cast	195	
Precinct 112	David Dowrie	55	73.33 %
	Write-Ins	1	1.33 %
	Total	56	
	Under-Votes	19	25.33 %
	Over-Votes	0	0.00 %
	Total Votes Cast	75	
Precinct 113	David Dowrie	178	66.92 %
	Write-Ins	4	1.50 %
	Total	182	
	Under-Votes	84	31.58 %
	Over-Votes	0	0.00 %
	Total Votes Cast	266	
Precinct 119	David Dowrie	48	75.00 %
	Write-Ins	2	3.13 %
	Total	50	
	Under-Votes	14	21.88 %
	Over-Votes	0	0.00 %
	Total Votes Cast	64	
Precinct 120	David Dowrie	141	66.82 %
	Write-Ins	2	0.95 %
	Total	143	
	Under-Votes	68	32.23 %
	Over-Votes	0	0.00 %
	Total Votes Cast	211	
Precinct 121	David Dowrie	62	65.96 %
	Write-Ins	3	3.19 %
	Total	65	
	Under-Votes	29	30.85 %
	Over-Votes	0	0.00 %
	Total Votes Cast	94	
Precinct 123	David Dowrie	37	62.71 %
	Write-Ins	3	5.08 %
	Total	40	
	Under-Votes	18	30.51 %
	Over-Votes	1	1.69 %
	Total Votes Cast	59	

<u>Precinct</u>	<u>Candidate</u>	<u>Votes</u>	<u>Percent</u>
Precinct 125	David Dowrie	111	60.99 %
	Write-Ins	2	1.10 %
	Total	113	
	Under-Votes	69	37.91 %
	Over-Votes	0	0.00 %
	Total Votes Cast	182	
Precinct 126	David Dowrie	92	76.03 %
	Write-Ins	0	0.00 %
	Total	92	
	Under-Votes	29	23.97 %
	Over-Votes	0	0.00 %
	Total Votes Cast	121	
Precinct 127	David Dowrie	42	66.67 %
	Write-Ins	0	0.00 %
	Total	42	
	Under-Votes	21	33.33 %
	Over-Votes	0	0.00 %
	Total Votes Cast	63	
Precinct 131	David Dowrie	21	67.74 %
	Write-Ins	1	3.23 %
	Total	22	
	Under-Votes	9	29.03 %
	Over-Votes	0	0.00 %
	Total Votes Cast	31	
Precinct 136	David Dowrie	65	63.73 %
	Write-Ins	0	0.00 %
	Total	65	
	Under-Votes	37	36.27 %
	Over-Votes	0	0.00 %
	Total Votes Cast	102	
Precinct 141	David Dowrie	21	72.41 %
	Write-Ins	0	0.00 %
	Total	21	
	Under-Votes	8	27.59 %
	Over-Votes	0	0.00 %
	Total Votes Cast	29	
Precinct 145	David Dowrie	55	74.32 %
	Write-Ins	0	0.00 %
	Total	55	
	Under-Votes	19	25.68 %
	Over-Votes	0	0.00 %
	Total Votes Cast	74	
Precinct 146	David Dowrie	14	82.35 %
	Write-Ins	1	5.88 %
	Total	15	
	Under-Votes	2	11.76 %
	Over-Votes	0	0.00 %
	Total Votes Cast	17	
Precinct 147	David Dowrie	42	64.62 %
	Write-Ins	0	0.00 %
	Total	42	
	Under-Votes	23	35.38 %
	Over-Votes	0	0.00 %
	Total Votes Cast	65	
Precinct 154	David Dowrie	135	70.68 %
	Write-Ins	6	3.14 %
	Total	141	
	Under-Votes	50	26.18 %
	Over-Votes	0	0.00 %
	Total Votes Cast	191	
Precinct 156	David Dowrie	52	68.42 %
	Write-Ins	0	0.00 %
	Total	52	
	Under-Votes	24	31.58 %
	Over-Votes	0	0.00 %
	Total Votes Cast	76	

<u>Precinct</u>	<u>Candidate</u>	<u>Votes</u>	<u>Percent</u>
Willamette Reg ESD - At Large Position 2			
Precinct 130			
	Marilyn Dedrick	2	50.00 %
	Ronald Glaus	1	25.00 %
	Write-Ins	0	0.00 %
	Total	3	
	Under-Votes	1	25.00 %
	Over-Votes	0	0.00 %
	Total Votes Cast	4	
Lane Community College - Director Zone 1			
Precinct 140			
	Lucille Salmony	130	66.67 %
	Write-Ins	4	2.05 %
	Total	134	
	Under-Votes	61	31.28 %
	Over-Votes	0	0.00 %
	Total Votes Cast	195	
Lane Community College - Director Zone 3			
Precinct 140			
	Dennis Shine	23	11.79 %
	Jason Davies	33	16.92 %
	Ralph Wheeler	69	35.38 %
	Write-Ins	2	1.03 %
	Total	127	
	Under-Votes	68	34.87 %
	Over-Votes	0	0.00 %
	Total Votes Cast	195	
Lane Community College - Director Zone 4			
Precinct 140			
	Kathleen Shelley	86	44.10 %
	Marston Morgan	35	17.95 %
	Write-Ins	3	1.54 %
	Total	124	
	Under-Votes	71	36.41 %
	Over-Votes	0	0.00 %
	Total Votes Cast	195	

<u>Precinct</u>	<u>Candidate</u>	<u>Votes</u>	<u>Percent</u>
Linn-Benton Comm College - Zone 2-3(A)			
Precinct 134	Marshall Johnson, Sr.	9	75.00 %
	Write-Ins	0	0.00 %
	Total	9	
	Under-Votes	3	25.00 %
	Over-Votes	0	0.00 %
	Total Votes Cast	12	
Precinct 135	Marshall Johnson, Sr.	51	78.46 %
	Write-Ins	0	0.00 %
	Total	51	
	Under-Votes	14	21.54 %
	Over-Votes	0	0.00 %
	Total Votes Cast	65	
Precinct 143	Marshall Johnson, Sr.	6	75.00 %
	Write-Ins	0	0.00 %
	Total	6	
	Under-Votes	2	25.00 %
	Over-Votes	0	0.00 %
	Total Votes Cast	8	
Precinct 144	Marshall Johnson, Sr.	131	86.18 %
	Write-Ins	1	0.66 %
	Total	132	
	Under-Votes	20	13.16 %
	Over-Votes	0	0.00 %
	Total Votes Cast	152	
Precinct 160	Marshall Johnson, Sr.	3	100.00 %
	Write-Ins	0	0.00 %
	Total	3	
	Under-Votes	0	0.00 %
	Over-Votes	0	0.00 %
	Total Votes Cast	3	
Precinct 163	Marshall Johnson, Sr.	2	66.67 %
	Write-Ins	0	0.00 %
	Total	2	
	Under-Votes	1	33.33 %
	Over-Votes	0	0.00 %
	Total Votes Cast	3	
Precinct 164	Marshall Johnson, Sr.	132	87.42 %
	Write-Ins	1	0.66 %
	Total	133	
	Under-Votes	18	11.92 %
	Over-Votes	0	0.00 %
	Total Votes Cast	151	
Precinct 165	Marshall Johnson, Sr.	149	84.18 %
	Write-Ins	2	1.13 %
	Total	151	
	Under-Votes	26	14.69 %
	Over-Votes	0	0.00 %
	Total Votes Cast	177	
Precinct 166	Marshall Johnson, Sr.	176	87.13 %
	Write-Ins	4	1.98 %
	Total	180	
	Under-Votes	22	10.89 %
	Over-Votes	0	0.00 %
	Total Votes Cast	202	

<u>Precinct</u>	<u>Candidate</u>	<u>Votes</u>	<u>Percent</u>
Linn-Benton Comm College - Zone 5			
Precinct 130	Richard Wendland	108	70.59 %
	Write-Ins	1	0.65 %
	Total	109	
	Under-Votes	44	28.76 %
	Over-Votes	0	0.00 %
	Total Votes Cast	153	
Precinct 131	Richard Wendland	16	51.61 %
	Write-Ins	1	3.23 %
	Total	17	
	Under-Votes	14	45.16 %
	Over-Votes	0	0.00 %
	Total Votes Cast	31	
Precinct 132	Richard Wendland	130	69.52 %
	Write-Ins	3	1.60 %
	Total	133	
	Under-Votes	54	28.88 %
	Over-Votes	0	0.00 %
	Total Votes Cast	187	
Precinct 133	Richard Wendland	108	78.83 %
	Write-Ins	1	0.73 %
	Total	109	
	Under-Votes	28	20.44 %
	Over-Votes	0	0.00 %
	Total Votes Cast	137	
Precinct 136	Richard Wendland	68	66.67 %
	Write-Ins	0	0.00 %
	Total	68	
	Under-Votes	34	33.33 %
	Over-Votes	0	0.00 %
	Total Votes Cast	102	
Precinct 137	Richard Wendland	161	58.76 %
	Write-Ins	4	1.46 %
	Total	165	
	Under-Votes	109	39.78 %
	Over-Votes	0	0.00 %
	Total Votes Cast	274	
Precinct 138	Richard Wendland	63	63.00 %
	Write-Ins	0	0.00 %
	Total	63	
	Under-Votes	37	37.00 %
	Over-Votes	0	0.00 %
	Total Votes Cast	100	
Precinct 139	Richard Wendland	117	75.00 %
	Write-Ins	1	0.64 %
	Total	118	
	Under-Votes	38	24.36 %
	Over-Votes	0	0.00 %
	Total Votes Cast	156	
Precinct 141	Richard Wendland	20	68.97 %
	Write-Ins	0	0.00 %
	Total	20	
	Under-Votes	9	31.03 %
	Over-Votes	0	0.00 %
	Total Votes Cast	29	
Precinct 142	Richard Wendland	158	66.67 %
	Write-Ins	1	0.42 %
	Total	159	
	Under-Votes	78	32.91 %
	Over-Votes	0	0.00 %
	Total Votes Cast	237	
Precinct 145	Richard Wendland	55	74.32 %
	Write-Ins	0	0.00 %
	Total	55	
	Under-Votes	19	25.68 %
	Over-Votes	0	0.00 %
	Total Votes Cast	74	

<u>Precinct</u>	<u>Candidate</u>	<u>Votes</u>	<u>Percent</u>
Precinct 146	Richard Wendland	15	88.24 %
	Write-Ins	1	5.88 %
	Total	16	
	Under-Votes	1	5.88 %
	Over-Votes	0	0.00 %
	Total Votes Cast	17	
Precinct 147	Richard Wendland	43	66.15 %
	Write-Ins	0	0.00 %
	Total	43	
	Under-Votes	22	33.85 %
	Over-Votes	0	0.00 %
	Total Votes Cast	65	
Precinct 148	Richard Wendland	107	72.30 %
	Write-Ins	0	0.00 %
	Total	107	
	Under-Votes	41	27.70 %
	Over-Votes	0	0.00 %
	Total Votes Cast	148	
Precinct 149	Richard Wendland	39	81.25 %
	Write-Ins	0	0.00 %
	Total	39	
	Under-Votes	9	18.75 %
	Over-Votes	0	0.00 %
	Total Votes Cast	48	
Precinct 150	Richard Wendland	26	78.79 %
	Write-Ins	0	0.00 %
	Total	26	
	Under-Votes	7	21.21 %
	Over-Votes	0	0.00 %
	Total Votes Cast	33	
Precinct 151	Richard Wendland	62	74.70 %
	Write-Ins	2	2.41 %
	Total	64	
	Under-Votes	19	22.89 %
	Over-Votes	0	0.00 %
	Total Votes Cast	83	
Precinct 152	Richard Wendland	133	69.27 %
	Write-Ins	0	0.00 %
	Total	133	
	Under-Votes	59	30.73 %
	Over-Votes	0	0.00 %
	Total Votes Cast	192	
Precinct 153	Richard Wendland	16	80.00 %
	Write-Ins	0	0.00 %
	Total	16	
	Under-Votes	4	20.00 %
	Over-Votes	0	0.00 %
	Total Votes Cast	20	
Precinct 154	Richard Wendland	135	70.68 %
	Write-Ins	3	1.57 %
	Total	138	
	Under-Votes	53	27.75 %
	Over-Votes	0	0.00 %
	Total Votes Cast	191	
Precinct 155	Richard Wendland	182	79.82 %
	Write-Ins	1	0.44 %
	Total	183	
	Under-Votes	45	19.74 %
	Over-Votes	0	0.00 %
	Total Votes Cast	228	
Precinct 156	Richard Wendland	55	72.37 %
	Write-Ins	0	0.00 %
	Total	55	
	Under-Votes	21	27.63 %
	Over-Votes	0	0.00 %
	Total Votes Cast	76	

<u>Precinct</u>	<u>Candidate</u>	<u>Votes</u>	<u>Percent</u>
Precinct 157	Richard Wendland	35	66.04 %
	Write-Ins	0	0.00 %
	Total	35	
	Under-Votes	18	33.96 %
	Over-Votes	0	0.00 %
	Total Votes Cast	53	
Precinct 158	Richard Wendland	101	78.29 %
	Write-Ins	0	0.00 %
	Total	101	
	Under-Votes	28	21.71 %
	Over-Votes	0	0.00 %
	Total Votes Cast	129	
Precinct 159	Richard Wendland	25	75.76 %
	Write-Ins	0	0.00 %
	Total	25	
	Under-Votes	8	24.24 %
	Over-Votes	0	0.00 %
	Total Votes Cast	33	
Precinct 161	Richard Wendland	216	77.42 %
	Write-Ins	1	0.36 %
	Total	217	
	Under-Votes	62	22.22 %
	Over-Votes	0	0.00 %
	Total Votes Cast	279	
Precinct 167	Richard Wendland	72	65.45 %
	Write-Ins	1	0.91 %
	Total	73	
	Under-Votes	37	33.64 %
	Over-Votes	0	0.00 %
	Total Votes Cast	110	
Precinct 168	Richard Wendland	136	69.39 %
	Write-Ins	1	0.51 %
	Total	137	
	Under-Votes	59	30.10 %
	Over-Votes	0	0.00 %
	Total Votes Cast	196	
Precinct 169	Richard Wendland	14	77.78 %
	Write-Ins	0	0.00 %
	Total	14	
	Under-Votes	4	22.22 %
	Over-Votes	0	0.00 %
	Total Votes Cast	18	

<u>Precinct</u>	<u>Candidate</u>	<u>Votes</u>	<u>Percent</u>
Linn-Benton Comm College - Zone 6-7(A)			
Precinct 082	Tom Wogaman	77	75.49 %
	Write-Ins	2	1.96 %
	Total	79	
	Under-Votes	23	22.55 %
	Over-Votes	0	0.00 %
	Total Votes Cast	102	
Precinct 083	Tom Wogaman	36	72.00 %
	Write-Ins	1	2.00 %
	Total	37	
	Under-Votes	13	26.00 %
	Over-Votes	0	0.00 %
	Total Votes Cast	50	
Precinct 084	Tom Wogaman	125	86.21 %
	Write-Ins	4	2.76 %
	Total	129	
	Under-Votes	16	11.03 %
	Over-Votes	0	0.00 %
	Total Votes Cast	145	
Precinct 085	Tom Wogaman	39	79.59 %
	Write-Ins	1	2.04 %
	Total	40	
	Under-Votes	9	18.37 %
	Over-Votes	0	0.00 %
	Total Votes Cast	49	
Precinct 086	Tom Wogaman	129	81.13 %
	Write-Ins	1	0.63 %
	Total	130	
	Under-Votes	29	18.24 %
	Over-Votes	0	0.00 %
	Total Votes Cast	159	
Precinct 087	Tom Wogaman	209	80.08 %
	Write-Ins	3	1.15 %
	Total	212	
	Under-Votes	48	18.39 %
	Over-Votes	1	0.38 %
	Total Votes Cast	261	
Precinct 088	Tom Wogaman	112	81.75 %
	Write-Ins	2	1.46 %
	Total	114	
	Under-Votes	23	16.79 %
	Over-Votes	0	0.00 %
	Total Votes Cast	137	
Precinct 089	Tom Wogaman	83	79.05 %
	Write-Ins	2	1.90 %
	Total	85	
	Under-Votes	20	19.05 %
	Over-Votes	0	0.00 %
	Total Votes Cast	105	
Precinct 091	Tom Wogaman	5	62.50 %
	Write-Ins	0	0.00 %
	Total	5	
	Under-Votes	3	37.50 %
	Over-Votes	0	0.00 %
	Total Votes Cast	8	
Precinct 092	Tom Wogaman	290	81.46 %
	Write-Ins	8	2.25 %
	Total	298	
	Under-Votes	58	16.29 %
	Over-Votes	0	0.00 %
	Total Votes Cast	356	
Precinct 093	Tom Wogaman	60	68.18 %
	Write-Ins	0	0.00 %
	Total	60	
	Under-Votes	28	31.82 %
	Over-Votes	0	0.00 %
	Total Votes Cast	88	

<u>Precinct</u>	<u>Candidate</u>	<u>Votes</u>	<u>Percent</u>
Precinct 094	Tom Wogaman	246	79.61 %
	Write-Ins	4	1.29 %
	Total	250	
	Under-Votes	59	19.09 %
	Over-Votes	0	0.00 %
	Total Votes Cast	309	
Precinct 095	Tom Wogaman	1	100.00 %
	Write-Ins	0	0.00 %
	Total	1	
	Under-Votes	0	0.00 %
	Over-Votes	0	0.00 %
	Total Votes Cast	1	
Precinct 096	Tom Wogaman	193	78.14 %
	Write-Ins	0	0.00 %
	Total	193	
	Under-Votes	54	21.86 %
	Over-Votes	0	0.00 %
	Total Votes Cast	247	
Precinct 097	Tom Wogaman	210	81.40 %
	Write-Ins	1	0.39 %
	Total	211	
	Under-Votes	47	18.22 %
	Over-Votes	0	0.00 %
	Total Votes Cast	258	
Precinct 098	Tom Wogaman	95	84.82 %
	Write-Ins	2	1.79 %
	Total	97	
	Under-Votes	15	13.39 %
	Over-Votes	0	0.00 %
	Total Votes Cast	112	
Precinct 099	Tom Wogaman	121	82.31 %
	Write-Ins	1	0.68 %
	Total	122	
	Under-Votes	25	17.01 %
	Over-Votes	0	0.00 %
	Total Votes Cast	147	
Precinct 100	Tom Wogaman	93	73.23 %
	Write-Ins	2	1.57 %
	Total	95	
	Under-Votes	32	25.20 %
	Over-Votes	0	0.00 %
	Total Votes Cast	127	
Precinct 101	Tom Wogaman	107	75.35 %
	Write-Ins	2	1.41 %
	Total	109	
	Under-Votes	33	23.24 %
	Over-Votes	0	0.00 %
	Total Votes Cast	142	
Precinct 102	Tom Wogaman	10	76.92 %
	Write-Ins	0	0.00 %
	Total	10	
	Under-Votes	3	23.08 %
	Over-Votes	0	0.00 %
	Total Votes Cast	13	
Precinct 103	Tom Wogaman	9	81.82 %
	Write-Ins	1	9.09 %
	Total	10	
	Under-Votes	1	9.09 %
	Over-Votes	0	0.00 %
Precinct 104	Tom Wogaman	19	86.36 %
	Write-Ins	1	4.55 %
	Total	20	
	Under-Votes	2	9.09 %
	Over-Votes	0	0.00 %
	Total Votes Cast	22	

<u>Precinct</u>	<u>Candidate</u>	<u>Votes</u>	<u>Percent</u>
Precinct 105	Tom Wogaman	41	69.49 %
	Write-Ins	1	1.69 %
	Total	42	
	Under-Votes	17	28.81 %
	Over-Votes	0	0.00 %
	Total Votes Cast	59	
Precinct 106	Tom Wogaman	32	88.89 %
	Write-Ins	0	0.00 %
	Total	32	
	Under-Votes	4	11.11 %
	Over-Votes	0	0.00 %
	Total Votes Cast	36	
Precinct 107	Tom Wogaman	138	70.77 %
	Write-Ins	5	2.56 %
	Total	143	
	Under-Votes	52	26.67 %
	Over-Votes	0	0.00 %
	Total Votes Cast	195	
Precinct 108	Tom Wogaman	124	72.09 %
	Write-Ins	3	1.74 %
	Total	127	
	Under-Votes	45	26.16 %
	Over-Votes	0	0.00 %
	Total Votes Cast	172	
Precinct 109	Tom Wogaman	143	84.62 %
	Write-Ins	0	0.00 %
	Total	143	
	Under-Votes	26	15.38 %
	Over-Votes	0	0.00 %
	Total Votes Cast	169	
Precinct 110	Tom Wogaman	104	80.62 %
	Write-Ins	0	0.00 %
	Total	104	
	Under-Votes	25	19.38 %
	Over-Votes	0	0.00 %
	Total Votes Cast	129	
Precinct 111	Tom Wogaman	118	77.12 %
	Write-Ins	1	0.65 %
	Total	119	
	Under-Votes	34	22.22 %
	Over-Votes	0	0.00 %
	Total Votes Cast	153	
Precinct 112	Tom Wogaman	58	77.33 %
	Write-Ins	2	2.67 %
	Total	60	
	Under-Votes	15	20.00 %
	Over-Votes	0	0.00 %
	Total Votes Cast	75	
Precinct 113	Tom Wogaman	199	74.81 %
	Write-Ins	5	1.88 %
	Total	204	
	Under-Votes	62	23.31 %
	Over-Votes	0	0.00 %
	Total Votes Cast	266	
Precinct 114	Tom Wogaman	158	75.60 %
	Write-Ins	2	0.96 %
	Total	160	
	Under-Votes	48	22.97 %
	Over-Votes	1	0.48 %
	Total Votes Cast	209	
Precinct 115	Tom Wogaman	197	83.83 %
	Write-Ins	3	1.28 %
	Total	200	
	Under-Votes	35	14.89 %
	Over-Votes	0	0.00 %
	Total Votes Cast	235	

<u>Precinct</u>	<u>Candidate</u>	<u>Votes</u>	<u>Percent</u>
Precinct 116	Tom Wogaman	58	73.42 %
	Write-Ins	0	0.00 %
	Total	58	
	Under-Votes	21	26.58 %
	Over-Votes	0	0.00 %
	Total Votes Cast	79	
Precinct 117	Tom Wogaman	100	76.34 %
	Write-Ins	3	2.29 %
	Total	103	
	Under-Votes	28	21.37 %
	Over-Votes	0	0.00 %
	Total Votes Cast	131	
Precinct 118	Tom Wogaman	148	76.29 %
	Write-Ins	6	3.09 %
	Total	154	
	Under-Votes	40	20.62 %
	Over-Votes	0	0.00 %
	Total Votes Cast	194	
Precinct 119	Tom Wogaman	48	75.00 %
	Write-Ins	3	4.69 %
	Total	51	
	Under-Votes	12	18.75 %
	Over-Votes	1	1.56 %
	Total Votes Cast	64	
Precinct 120	Tom Wogaman	157	74.41 %
	Write-Ins	4	1.90 %
	Total	161	
	Under-Votes	50	23.70 %
	Over-Votes	0	0.00 %
	Total Votes Cast	211	
Precinct 121	Tom Wogaman	68	72.34 %
	Write-Ins	4	4.26 %
	Total	72	
	Under-Votes	22	23.40 %
	Over-Votes	0	0.00 %
	Total Votes Cast	94	
Precinct 122	Tom Wogaman	164	77.73 %
	Write-Ins	3	1.42 %
	Total	167	
	Under-Votes	44	20.85 %
	Over-Votes	0	0.00 %
	Total Votes Cast	211	
Precinct 123	Tom Wogaman	42	71.19 %
	Write-Ins	1	1.69 %
	Total	43	
	Under-Votes	15	25.42 %
	Over-Votes	1	1.69 %
	Total Votes Cast	59	
Precinct 124	Tom Wogaman	240	78.18 %
	Write-Ins	3	0.98 %
	Total	243	
	Under-Votes	64	20.85 %
	Over-Votes	0	0.00 %
	Total Votes Cast	307	
Precinct 125	Tom Wogaman	131	71.98 %
	Write-Ins	2	1.10 %
	Total	133	
	Under-Votes	49	26.92 %
	Over-Votes	0	0.00 %
	Total Votes Cast	182	
Precinct 126	Tom Wogaman	99	81.82 %
	Write-Ins	1	0.83 %
	Total	100	
	Under-Votes	21	17.36 %
	Over-Votes	0	0.00 %
	Total Votes Cast	121	

<u>Precinct</u>	<u>Candidate</u>	<u>Votes</u>	<u>Percent</u>
Precinct 127	Tom Wogaman	49	77.78 %
	Write-Ins	0	0.00 %
	Total	49	
	Under-Votes	14	22.22 %
	Over-Votes	0	0.00 %
	Total Votes Cast	63	
Precinct 128	Tom Wogaman	182	72.22 %
	Write-Ins	2	0.79 %
	Total	184	
	Under-Votes	68	26.98 %
	Over-Votes	0	0.00 %
	Total Votes Cast	252	

<u>Precinct</u>	<u>Candidate</u>	<u>Votes</u>	<u>Percent</u>
Alsea School District 7J - Position 1			
Precinct 137			
	Brian Leavitt	189	68.98 %
	Mary P. France	82	29.93 %
	Write-Ins	2	0.73 %
	Total	273	
	Under-Votes	1	0.36 %
	Over-Votes	0	0.00 %
	Total Votes Cast	274	
Alsea School District 7J - Position 2			
Precinct 137			
	Robert Webb, Jr.	203	74.09 %
	Write-Ins	6	2.19 %
	Total	209	
	Under-Votes	65	23.72 %
	Over-Votes	0	0.00 %
	Total Votes Cast	274	
Central School District 13J - Position 2			
Precinct 130			
	No Declared Candidates	0	0.00 %
	Write-Ins	0	0.00 %
	Total	0	
	Under-Votes	4	100.00 %
	Over-Votes	0	0.00 %
	Total Votes Cast	4	
Central School District 13J - Position 4			
Precinct 130			
	No Declared Candidates	0	0.00 %
	Write-Ins	0	0.00 %
	Total	0	
	Under-Votes	4	100.00 %
	Over-Votes	0	0.00 %
	Total Votes Cast	4	
Central School District 13J - Position 6			
Precinct 130			
	Traci Hamilton	3	75.00 %
	Write-Ins	0	0.00 %
	Total	3	
	Under-Votes	1	25.00 %
	Over-Votes	0	0.00 %
	Total Votes Cast	4	

<u>Precinct</u>	<u>Candidate</u>	<u>Votes</u>	<u>Percent</u>
Corvallis School Dist 509J - Position 1			
Precinct 082	Elizabeth Spatafora	14	13.73 %
	Phil Smith	24	23.53 %
	Joan Demarest	56	54.90 %
	Write-Ins	1	0.98 %
	Total	95	
	Under-Votes	7	6.86 %
	Over-Votes	0	0.00 %
	Total Votes Cast	102	
Precinct 083	Elizabeth Spatafora	13	26.00 %
	Phil Smith	12	24.00 %
	Joan Demarest	25	50.00 %
	Write-Ins	0	0.00 %
	Total	50	
	Under-Votes	0	0.00 %
	Over-Votes	0	0.00 %
	Total Votes Cast	50	
Precinct 084	Elizabeth Spatafora	27	18.62 %
	Phil Smith	42	28.97 %
	Joan Demarest	67	46.21 %
	Write-Ins	2	1.38 %
	Total	138	
	Under-Votes	7	4.83 %
	Over-Votes	0	0.00 %
	Total Votes Cast	145	
Precinct 085	Elizabeth Spatafora	8	16.33 %
	Phil Smith	13	26.53 %
	Joan Demarest	23	46.94 %
	Write-Ins	1	2.04 %
	Total	45	
	Under-Votes	4	8.16 %
	Over-Votes	0	0.00 %
	Total Votes Cast	49	
Precinct 086	Elizabeth Spatafora	28	17.61 %
	Phil Smith	44	27.67 %
	Joan Demarest	85	53.46 %
	Write-Ins	1	0.63 %
	Total	158	
	Under-Votes	1	0.63 %
	Over-Votes	0	0.00 %
	Total Votes Cast	159	
Precinct 087	Elizabeth Spatafora	39	14.94 %
	Phil Smith	100	38.31 %
	Joan Demarest	119	45.59 %
	Write-Ins	0	0.00 %
	Total	258	
	Under-Votes	3	1.15 %
	Over-Votes	0	0.00 %
	Total Votes Cast	261	
Precinct 088	Elizabeth Spatafora	25	18.25 %
	Phil Smith	35	25.55 %
	Joan Demarest	73	53.28 %
	Write-Ins	2	1.46 %
	Total	135	
	Under-Votes	2	1.46 %
	Over-Votes	0	0.00 %
	Total Votes Cast	137	
Precinct 089	Elizabeth Spatafora	13	12.38 %
	Phil Smith	33	31.43 %
	Joan Demarest	56	53.33 %
	Write-Ins	0	0.00 %
	Total	102	
	Under-Votes	3	2.86 %
	Over-Votes	0	0.00 %
	Total Votes Cast	105	

<u>Precinct</u>	<u>Candidate</u>	<u>Votes</u>	<u>Percent</u>
Precinct 091	Elizabeth Spatafora	0	0.00 %
	Phil Smith	4	50.00 %
	Joan Demarest	4	50.00 %
	Write-Ins	0	0.00 %
	Total	8	
	Under-Votes	0	0.00 %
	Over-Votes	0	0.00 %
	Total Votes Cast	8	
Precinct 092	Elizabeth Spatafora	75	21.07 %
	Phil Smith	82	23.03 %
	Joan Demarest	185	51.97 %
	Write-Ins	1	0.28 %
	Total	343	
	Under-Votes	13	3.65 %
	Over-Votes	0	0.00 %
	Total Votes Cast	356	
Precinct 093	Elizabeth Spatafora	21	23.86 %
	Phil Smith	31	35.23 %
	Joan Demarest	34	38.64 %
	Write-Ins	0	0.00 %
	Total	86	
	Under-Votes	2	2.27 %
	Over-Votes	0	0.00 %
	Total Votes Cast	88	
Precinct 094	Elizabeth Spatafora	48	15.53 %
	Phil Smith	115	37.22 %
	Joan Demarest	138	44.66 %
	Write-Ins	0	0.00 %
	Total	301	
	Under-Votes	8	2.59 %
	Over-Votes	0	0.00 %
	Total Votes Cast	309	
Precinct 095	Elizabeth Spatafora	0	0.00 %
	Phil Smith	0	0.00 %
	Joan Demarest	1	100.00 %
	Write-Ins	0	0.00 %
	Total	1	
	Under-Votes	0	0.00 %
	Over-Votes	0	0.00 %
	Total Votes Cast	1	
Precinct 096	Elizabeth Spatafora	47	19.03 %
	Phil Smith	92	37.25 %
	Joan Demarest	98	39.68 %
	Write-Ins	0	0.00 %
	Total	237	
	Under-Votes	9	3.64 %
	Over-Votes	1	0.40 %
	Total Votes Cast	247	
Precinct 097	Elizabeth Spatafora	28	10.85 %
	Phil Smith	109	42.25 %
	Joan Demarest	111	43.02 %
	Write-Ins	0	0.00 %
	Total	248	
	Under-Votes	9	3.49 %
	Over-Votes	1	0.39 %
	Total Votes Cast	258	
Precinct 098	Elizabeth Spatafora	12	10.71 %
	Phil Smith	45	40.18 %
	Joan Demarest	53	47.32 %
	Write-Ins	0	0.00 %
	Total	110	
	Under-Votes	2	1.79 %
	Over-Votes	0	0.00 %
	Total Votes Cast	112	

<u>Precinct</u>	<u>Candidate</u>	<u>Votes</u>	<u>Percent</u>
Precinct 099	Elizabeth Spatafora	20	13.61 %
	Phil Smith	51	34.69 %
	Joan Demarest	71	48.30 %
	Write-Ins	0	0.00 %
	Total	142	
	Under-Votes	5	3.40 %
	Over-Votes	0	0.00 %
	Total Votes Cast	147	
Precinct 100	Elizabeth Spatafora	24	18.90 %
	Phil Smith	23	18.11 %
	Joan Demarest	76	59.84 %
	Write-Ins	1	0.79 %
	Total	124	
	Under-Votes	3	2.36 %
	Over-Votes	0	0.00 %
	Total Votes Cast	127	
Precinct 101	Elizabeth Spatafora	42	29.58 %
	Phil Smith	33	23.24 %
	Joan Demarest	64	45.07 %
	Write-Ins	1	0.70 %
	Total	140	
	Under-Votes	2	1.41 %
	Over-Votes	0	0.00 %
	Total Votes Cast	142	
Precinct 102	Elizabeth Spatafora	2	15.38 %
	Phil Smith	0	0.00 %
	Joan Demarest	10	76.92 %
	Write-Ins	0	0.00 %
	Total	12	
	Under-Votes	1	7.69 %
	Over-Votes	0	0.00 %
	Total Votes Cast	13	
Precinct 103	Elizabeth Spatafora	2	18.18 %
	Phil Smith	2	18.18 %
	Joan Demarest	5	45.45 %
	Write-Ins	0	0.00 %
	Total	9	
	Under-Votes	2	18.18 %
	Over-Votes	0	0.00 %
	Total Votes Cast	11	
Precinct 104	Elizabeth Spatafora	4	18.18 %
	Phil Smith	8	36.36 %
	Joan Demarest	8	36.36 %
	Write-Ins	1	4.55 %
	Total	21	
	Under-Votes	1	4.55 %
	Over-Votes	0	0.00 %
	Total Votes Cast	22	
Precinct 105	Elizabeth Spatafora	11	18.64 %
	Phil Smith	14	23.73 %
	Joan Demarest	34	57.63 %
	Write-Ins	0	0.00 %
	Total	59	
	Under-Votes	0	0.00 %
	Over-Votes	0	0.00 %
	Total Votes Cast	59	
Precinct 106	Elizabeth Spatafora	9	25.00 %
	Phil Smith	8	22.22 %
	Joan Demarest	17	47.22 %
	Write-Ins	0	0.00 %
	Total	34	
	Under-Votes	2	5.56 %
	Over-Votes	0	0.00 %
	Total Votes Cast	36	

<u>Precinct</u>	<u>Candidate</u>	<u>Votes</u>	<u>Percent</u>
Precinct 107	Elizabeth Spatafora	47	24.10 %
	Phil Smith	38	19.49 %
	Joan Demarest	103	52.82 %
	Write-Ins	0	0.00 %
	Total	188	
	Under-Votes	7	3.59 %
	Over-Votes	0	0.00 %
	Total Votes Cast	195	
Precinct 108	Elizabeth Spatafora	24	13.95 %
	Phil Smith	55	31.98 %
	Joan Demarest	85	49.42 %
	Write-Ins	0	0.00 %
	Total	164	
	Under-Votes	8	4.65 %
	Over-Votes	0	0.00 %
	Total Votes Cast	172	
Precinct 109	Elizabeth Spatafora	23	13.61 %
	Phil Smith	47	27.81 %
	Joan Demarest	98	57.99 %
	Write-Ins	0	0.00 %
	Total	168	
	Under-Votes	1	0.59 %
	Over-Votes	0	0.00 %
	Total Votes Cast	169	
Precinct 110	Elizabeth Spatafora	29	22.48 %
	Phil Smith	46	35.66 %
	Joan Demarest	51	39.53 %
	Write-Ins	0	0.00 %
	Total	126	
	Under-Votes	2	1.55 %
	Over-Votes	1	0.78 %
	Total Votes Cast	129	
Precinct 111	Elizabeth Spatafora	33	21.57 %
	Phil Smith	40	26.14 %
	Joan Demarest	74	48.37 %
	Write-Ins	1	0.65 %
	Total	148	
	Under-Votes	5	3.27 %
	Over-Votes	0	0.00 %
	Total Votes Cast	153	
Precinct 112	Elizabeth Spatafora	11	14.67 %
	Phil Smith	23	30.67 %
	Joan Demarest	40	53.33 %
	Write-Ins	0	0.00 %
	Total	74	
	Under-Votes	1	1.33 %
	Over-Votes	0	0.00 %
	Total Votes Cast	75	
Precinct 113	Elizabeth Spatafora	57	21.43 %
	Phil Smith	81	30.45 %
	Joan Demarest	127	47.74 %
	Write-Ins	0	0.00 %
	Total	265	
	Under-Votes	1	0.38 %
	Over-Votes	0	0.00 %
	Total Votes Cast	266	
Precinct 114	Elizabeth Spatafora	31	14.83 %
	Phil Smith	55	26.32 %
	Joan Demarest	115	55.02 %
	Write-Ins	1	0.48 %
	Total	202	
	Under-Votes	7	3.35 %
	Over-Votes	0	0.00 %
	Total Votes Cast	209	

<u>Precinct</u>	<u>Candidate</u>	<u>Votes</u>	<u>Percent</u>
Precinct 115	Elizabeth Spatafora	36	15.32 %
	Phil Smith	83	35.32 %
	Joan Demarest	106	45.11 %
	Write-Ins	1	0.43 %
	Total	226	
	Under-Votes	7	2.98 %
	Over-Votes	2	0.85 %
	Total Votes Cast	235	
Precinct 116	Elizabeth Spatafora	8	10.13 %
	Phil Smith	18	22.78 %
	Joan Demarest	48	60.76 %
	Write-Ins	0	0.00 %
	Total	74	
	Under-Votes	5	6.33 %
	Over-Votes	0	0.00 %
	Total Votes Cast	79	
Precinct 117	Elizabeth Spatafora	21	16.03 %
	Phil Smith	51	38.93 %
	Joan Demarest	50	38.17 %
	Write-Ins	1	0.76 %
	Total	123	
	Under-Votes	8	6.11 %
	Over-Votes	0	0.00 %
	Total Votes Cast	131	
Precinct 118	Elizabeth Spatafora	21	10.82 %
	Phil Smith	71	36.60 %
	Joan Demarest	97	50.00 %
	Write-Ins	0	0.00 %
	Total	189	
	Under-Votes	5	2.58 %
	Over-Votes	0	0.00 %
	Total Votes Cast	194	
Precinct 119	Elizabeth Spatafora	14	21.88 %
	Phil Smith	19	29.69 %
	Joan Demarest	28	43.75 %
	Write-Ins	2	3.13 %
	Total	63	
	Under-Votes	1	1.56 %
	Over-Votes	0	0.00 %
	Total Votes Cast	64	
Precinct 120	Elizabeth Spatafora	30	14.22 %
	Phil Smith	57	27.01 %
	Joan Demarest	115	54.50 %
	Write-Ins	1	0.47 %
	Total	203	
	Under-Votes	8	3.79 %
	Over-Votes	0	0.00 %
	Total Votes Cast	211	
Precinct 121	Elizabeth Spatafora	29	30.85 %
	Phil Smith	20	21.28 %
	Joan Demarest	40	42.55 %
	Write-Ins	2	2.13 %
	Total	91	
	Under-Votes	3	3.19 %
	Over-Votes	0	0.00 %
	Total Votes Cast	94	
Precinct 122	Elizabeth Spatafora	29	13.74 %
	Phil Smith	77	36.49 %
	Joan Demarest	103	48.82 %
	Write-Ins	0	0.00 %
	Total	209	
	Under-Votes	1	0.47 %
	Over-Votes	1	0.47 %
	Total Votes Cast	211	

<u>Precinct</u>	<u>Candidate</u>	<u>Votes</u>	<u>Percent</u>
Precinct 123	Elizabeth Spatafora	5	8.47 %
	Phil Smith	13	22.03 %
	Joan Demarest	35	59.32 %
	Write-Ins	0	0.00 %
	Total	53	
	Under-Votes	5	8.47 %
	Over-Votes	1	1.69 %
	Total Votes Cast	59	
Precinct 124	Elizabeth Spatafora	43	14.01 %
	Phil Smith	90	29.32 %
	Joan Demarest	165	53.75 %
	Write-Ins	0	0.00 %
	Total	298	
	Under-Votes	9	2.93 %
	Over-Votes	0	0.00 %
	Total Votes Cast	307	
Precinct 125	Elizabeth Spatafora	45	24.73 %
	Phil Smith	39	21.43 %
	Joan Demarest	93	51.10 %
	Write-Ins	1	0.55 %
	Total	178	
	Under-Votes	4	2.20 %
	Over-Votes	0	0.00 %
	Total Votes Cast	182	
Precinct 126	Elizabeth Spatafora	23	19.01 %
	Phil Smith	25	20.66 %
	Joan Demarest	70	57.85 %
	Write-Ins	0	0.00 %
	Total	118	
	Under-Votes	3	2.48 %
	Over-Votes	0	0.00 %
	Total Votes Cast	121	
Precinct 127	Elizabeth Spatafora	19	30.16 %
	Phil Smith	11	17.46 %
	Joan Demarest	31	49.21 %
	Write-Ins	0	0.00 %
	Total	61	
	Under-Votes	2	3.17 %
	Over-Votes	0	0.00 %
	Total Votes Cast	63	
Precinct 128	Elizabeth Spatafora	47	18.65 %
	Phil Smith	100	39.68 %
	Joan Demarest	88	34.92 %
	Write-Ins	0	0.00 %
	Total	235	
	Under-Votes	17	6.75 %
	Over-Votes	0	0.00 %
	Total Votes Cast	252	
Precinct 131	Elizabeth Spatafora	3	9.68 %
	Phil Smith	8	25.81 %
	Joan Demarest	18	58.06 %
	Write-Ins	1	3.23 %
	Total	30	
	Under-Votes	1	3.23 %
	Over-Votes	0	0.00 %
	Total Votes Cast	31	
Precinct 136	Elizabeth Spatafora	13	12.75 %
	Phil Smith	31	30.39 %
	Joan Demarest	58	56.86 %
	Write-Ins	0	0.00 %
	Total	102	
	Under-Votes	0	0.00 %
	Over-Votes	0	0.00 %
	Total Votes Cast	102	

<u>Precinct</u>	<u>Candidate</u>	<u>Votes</u>	<u>Percent</u>
Precinct 139	Elizabeth Spatafora	29	18.59 %
	Phil Smith	51	32.69 %
	Joan Demarest	73	46.79 %
	Write-Ins	0	0.00 %
	Total	153	
	Under-Votes	3	1.92 %
	Over-Votes	0	0.00 %
	Total Votes Cast	156	
Precinct 141	Elizabeth Spatafora	4	13.79 %
	Phil Smith	15	51.72 %
	Joan Demarest	8	27.59 %
	Write-Ins	0	0.00 %
	Total	27	
	Under-Votes	2	6.90 %
	Over-Votes	0	0.00 %
	Total Votes Cast	29	
Precinct 142	Elizabeth Spatafora	40	16.88 %
	Phil Smith	98	41.35 %
	Joan Demarest	92	38.82 %
	Write-Ins	0	0.00 %
	Total	230	
	Under-Votes	7	2.95 %
	Over-Votes	0	0.00 %
	Total Votes Cast	237	
Precinct 145	Elizabeth Spatafora	13	17.57 %
	Phil Smith	30	40.54 %
	Joan Demarest	29	39.19 %
	Write-Ins	0	0.00 %
	Total	72	
	Under-Votes	2	2.70 %
	Over-Votes	0	0.00 %
	Total Votes Cast	74	
Precinct 146	Elizabeth Spatafora	2	11.76 %
	Phil Smith	3	17.65 %
	Joan Demarest	10	58.82 %
	Write-Ins	1	5.88 %
	Total	16	
	Under-Votes	1	5.88 %
	Over-Votes	0	0.00 %
	Total Votes Cast	17	
Precinct 147	Elizabeth Spatafora	9	13.85 %
	Phil Smith	28	43.08 %
	Joan Demarest	26	40.00 %
	Write-Ins	0	0.00 %
	Total	63	
	Under-Votes	2	3.08 %
	Over-Votes	0	0.00 %
	Total Votes Cast	65	
Precinct 148	Elizabeth Spatafora	23	15.54 %
	Phil Smith	43	29.05 %
	Joan Demarest	69	46.62 %
	Write-Ins	0	0.00 %
	Total	135	
	Under-Votes	13	8.78 %
	Over-Votes	0	0.00 %
	Total Votes Cast	148	
Precinct 152	Elizabeth Spatafora	48	26.09 %
	Phil Smith	55	29.89 %
	Joan Demarest	76	41.30 %
	Write-Ins	1	0.54 %
	Total	180	
	Under-Votes	4	2.17 %
	Over-Votes	0	0.00 %
	Total Votes Cast	184	

<u>Precinct</u>	<u>Candidate</u>	<u>Votes</u>	<u>Percent</u>
Precinct 154	Elizabeth Spatafora	27	14.14 %
	Phil Smith	60	31.41 %
	Joan Demarest	97	50.79 %
	Write-Ins	1	0.52 %
	Total	185	
	Under-Votes	6	3.14 %
	Over-Votes	0	0.00 %
	Total Votes Cast	191	
Precinct 155	Elizabeth Spatafora	0	0.00 %
	Phil Smith	2	66.67 %
	Joan Demarest	1	33.33 %
	Write-Ins	0	0.00 %
	Total	3	
	Under-Votes	0	0.00 %
	Over-Votes	0	0.00 %
	Total Votes Cast	3	
Precinct 156	Elizabeth Spatafora	16	21.05 %
	Phil Smith	11	14.47 %
	Joan Demarest	45	59.21 %
	Write-Ins	1	1.32 %
	Total	73	
	Under-Votes	3	3.95 %
	Over-Votes	0	0.00 %
	Total Votes Cast	76	
Precinct 157	Elizabeth Spatafora	9	16.98 %
	Phil Smith	18	33.96 %
	Joan Demarest	24	45.28 %
	Write-Ins	1	1.89 %
	Total	52	
	Under-Votes	1	1.89 %
	Over-Votes	0	0.00 %
	Total Votes Cast	53	
Precinct 158	Elizabeth Spatafora	28	21.71 %
	Phil Smith	28	21.71 %
	Joan Demarest	60	46.51 %
	Write-Ins	2	1.55 %
	Total	118	
	Under-Votes	11	8.53 %
	Over-Votes	0	0.00 %
	Total Votes Cast	129	
Precinct 159	Elizabeth Spatafora	3	9.09 %
	Phil Smith	5	15.15 %
	Joan Demarest	23	69.70 %
	Write-Ins	0	0.00 %
	Total	31	
	Under-Votes	2	6.06 %
	Over-Votes	0	0.00 %
	Total Votes Cast	33	
Precinct 167	Elizabeth Spatafora	15	13.64 %
	Phil Smith	51	46.36 %
	Joan Demarest	41	37.27 %
	Write-Ins	0	0.00 %
	Total	107	
	Under-Votes	3	2.73 %
	Over-Votes	0	0.00 %
	Total Votes Cast	110	
Precinct 168	Elizabeth Spatafora	34	17.35 %
	Phil Smith	65	33.16 %
	Joan Demarest	85	43.37 %
	Write-Ins	0	0.00 %
	Total	184	
	Under-Votes	12	6.12 %
	Over-Votes	0	0.00 %
	Total Votes Cast	196	

<u>Precinct</u>	<u>Candidate</u>	<u>Votes</u>	<u>Percent</u>
Corvallis School Dist 509J - Position 4			
Precinct 082	Cyrel Gable	73	71.57 %
	Write-Ins	3	2.94 %
	Total	76	
	Under-Votes	26	25.49 %
	Over-Votes	0	0.00 %
	Total Votes Cast	102	
Precinct 083	Cyrel Gable	35	70.00 %
	Write-Ins	0	0.00 %
	Total	35	
	Under-Votes	15	30.00 %
	Over-Votes	0	0.00 %
	Total Votes Cast	50	
Precinct 084	Cyrel Gable	115	79.31 %
	Write-Ins	3	2.07 %
	Total	118	
	Under-Votes	27	18.62 %
	Over-Votes	0	0.00 %
	Total Votes Cast	145	
Precinct 085	Cyrel Gable	39	79.59 %
	Write-Ins	1	2.04 %
	Total	40	
	Under-Votes	9	18.37 %
	Over-Votes	0	0.00 %
	Total Votes Cast	49	
Precinct 086	Cyrel Gable	120	75.47 %
	Write-Ins	3	1.89 %
	Total	123	
	Under-Votes	36	22.64 %
	Over-Votes	0	0.00 %
	Total Votes Cast	159	
Precinct 087	Cyrel Gable	194	74.33 %
	Write-Ins	4	1.53 %
	Total	198	
	Under-Votes	63	24.14 %
	Over-Votes	0	0.00 %
	Total Votes Cast	261	
Precinct 088	Cyrel Gable	114	83.21 %
	Write-Ins	1	0.73 %
	Total	115	
	Under-Votes	22	16.06 %
	Over-Votes	0	0.00 %
	Total Votes Cast	137	
Precinct 089	Cyrel Gable	79	75.24 %
	Write-Ins	2	1.90 %
	Total	81	
	Under-Votes	24	22.86 %
	Over-Votes	0	0.00 %
	Total Votes Cast	105	
Precinct 091	Cyrel Gable	5	62.50 %
	Write-Ins	0	0.00 %
	Total	5	
	Under-Votes	3	37.50 %
	Over-Votes	0	0.00 %
	Total Votes Cast	8	
Precinct 092	Cyrel Gable	277	77.81 %
	Write-Ins	8	2.25 %
	Total	285	
	Under-Votes	71	19.94 %
	Over-Votes	0	0.00 %
	Total Votes Cast	356	
Precinct 093	Cyrel Gable	63	71.59 %
	Write-Ins	0	0.00 %
	Total	63	
	Under-Votes	25	28.41 %
	Over-Votes	0	0.00 %
	Total Votes Cast	88	

<u>Precinct</u>	<u>Candidate</u>	<u>Votes</u>	<u>Percent</u>
Precinct 094	Cyrel Gable	240	77.67 %
	Write-Ins	3	0.97 %
	Total	243	
	Under-Votes	66	21.36 %
	Over-Votes	0	0.00 %
	Total Votes Cast	309	
Precinct 095	Cyrel Gable	1	100.00 %
	Write-Ins	0	0.00 %
	Total	1	
	Under-Votes	0	0.00 %
	Over-Votes	0	0.00 %
	Total Votes Cast	1	
Precinct 096	Cyrel Gable	173	70.04 %
	Write-Ins	3	1.21 %
	Total	176	
	Under-Votes	71	28.74 %
	Over-Votes	0	0.00 %
	Total Votes Cast	247	
Precinct 097	Cyrel Gable	199	77.13 %
	Write-Ins	3	1.16 %
	Total	202	
	Under-Votes	56	21.71 %
	Over-Votes	0	0.00 %
	Total Votes Cast	258	
Precinct 098	Cyrel Gable	93	83.04 %
	Write-Ins	3	2.68 %
	Total	96	
	Under-Votes	16	14.29 %
	Over-Votes	0	0.00 %
	Total Votes Cast	112	
Precinct 099	Cyrel Gable	117	79.59 %
	Write-Ins	2	1.36 %
	Total	119	
	Under-Votes	28	19.05 %
	Over-Votes	0	0.00 %
	Total Votes Cast	147	
Precinct 100	Cyrel Gable	94	74.02 %
	Write-Ins	2	1.57 %
	Total	96	
	Under-Votes	31	24.41 %
	Over-Votes	0	0.00 %
	Total Votes Cast	127	
Precinct 101	Cyrel Gable	102	71.83 %
	Write-Ins	5	3.52 %
	Total	107	
	Under-Votes	35	24.65 %
	Over-Votes	0	0.00 %
	Total Votes Cast	142	
Precinct 102	Cyrel Gable	8	61.54 %
	Write-Ins	0	0.00 %
	Total	8	
	Under-Votes	5	38.46 %
	Over-Votes	0	0.00 %
	Total Votes Cast	13	
Precinct 103	Cyrel Gable	9	81.82 %
	Write-Ins	1	9.09 %
	Total	10	
	Under-Votes	1	9.09 %
	Over-Votes	0	0.00 %
	Total Votes Cast	11	
Precinct 104	Cyrel Gable	19	86.36 %
	Write-Ins	1	4.55 %
	Total	20	
	Under-Votes	2	9.09 %
	Over-Votes	0	0.00 %
	Total Votes Cast	22	

<u>Precinct</u>	<u>Candidate</u>	<u>Votes</u>	<u>Percent</u>
Precinct 105	Cyrel Gable	43	72.88 %
	Write-Ins	1	1.69 %
	Total	44	
	Under-Votes	15	25.42 %
	Over-Votes	0	0.00 %
	Total Votes Cast	59	
Precinct 106	Cyrel Gable	34	94.44 %
	Write-Ins	0	0.00 %
	Total	34	
	Under-Votes	2	5.56 %
	Over-Votes	0	0.00 %
	Total Votes Cast	36	
Precinct 107	Cyrel Gable	123	63.08 %
	Write-Ins	4	2.05 %
	Total	127	
	Under-Votes	68	34.87 %
	Over-Votes	0	0.00 %
	Total Votes Cast	195	
Precinct 108	Cyrel Gable	118	68.60 %
	Write-Ins	5	2.91 %
	Total	123	
	Under-Votes	49	28.49 %
	Over-Votes	0	0.00 %
	Total Votes Cast	172	
Precinct 109	Cyrel Gable	135	79.88 %
	Write-Ins	0	0.00 %
	Total	135	
	Under-Votes	34	20.12 %
	Over-Votes	0	0.00 %
	Total Votes Cast	169	
Precinct 110	Cyrel Gable	96	74.42 %
	Write-Ins	2	1.55 %
	Total	98	
	Under-Votes	31	24.03 %
	Over-Votes	0	0.00 %
	Total Votes Cast	129	
Precinct 111	Cyrel Gable	113	73.86 %
	Write-Ins	3	1.96 %
	Total	116	
	Under-Votes	37	24.18 %
	Over-Votes	0	0.00 %
	Total Votes Cast	153	
Precinct 112	Cyrel Gable	55	73.33 %
	Write-Ins	5	6.67 %
	Total	60	
	Under-Votes	15	20.00 %
	Over-Votes	0	0.00 %
	Total Votes Cast	75	
Precinct 113	Cyrel Gable	191	71.80 %
	Write-Ins	5	1.88 %
	Total	196	
	Under-Votes	70	26.32 %
	Over-Votes	0	0.00 %
	Total Votes Cast	266	
Precinct 114	Cyrel Gable	154	73.68 %
	Write-Ins	3	1.44 %
	Total	157	
	Under-Votes	52	24.88 %
	Over-Votes	0	0.00 %
	Total Votes Cast	209	
Precinct 115	Cyrel Gable	189	80.43 %
	Write-Ins	2	0.85 %
	Total	191	
	Under-Votes	44	18.72 %
	Over-Votes	0	0.00 %
	Total Votes Cast	235	

<u>Precinct</u>	<u>Candidate</u>	<u>Votes</u>	<u>Percent</u>
Precinct 116	Cyrel Gable	57	72.15 %
	Write-Ins	0	0.00 %
	Total	57	
	Under-Votes	22	27.85 %
	Over-Votes	0	0.00 %
	Total Votes Cast	79	
Precinct 117	Cyrel Gable	99	75.57 %
	Write-Ins	1	0.76 %
	Total	100	
	Under-Votes	31	23.66 %
	Over-Votes	0	0.00 %
	Total Votes Cast	131	
Precinct 118	Cyrel Gable	160	82.47 %
	Write-Ins	7	3.61 %
	Total	167	
	Under-Votes	27	13.92 %
	Over-Votes	0	0.00 %
	Total Votes Cast	194	
Precinct 119	Cyrel Gable	50	78.13 %
	Write-Ins	2	3.13 %
	Total	52	
	Under-Votes	12	18.75 %
	Over-Votes	0	0.00 %
	Total Votes Cast	64	
Precinct 120	Cyrel Gable	147	69.67 %
	Write-Ins	10	4.74 %
	Total	157	
	Under-Votes	54	25.59 %
	Over-Votes	0	0.00 %
	Total Votes Cast	211	
Precinct 121	Cyrel Gable	66	70.21 %
	Write-Ins	8	8.51 %
	Total	74	
	Under-Votes	20	21.28 %
	Over-Votes	0	0.00 %
	Total Votes Cast	94	
Precinct 122	Cyrel Gable	149	70.62 %
	Write-Ins	4	1.90 %
	Total	153	
	Under-Votes	58	27.49 %
	Over-Votes	0	0.00 %
	Total Votes Cast	211	
Precinct 123	Cyrel Gable	44	74.58 %
	Write-Ins	0	0.00 %
	Total	44	
	Under-Votes	14	23.73 %
	Over-Votes	1	1.69 %
	Total Votes Cast	59	
Precinct 124	Cyrel Gable	227	73.94 %
	Write-Ins	3	0.98 %
	Total	230	
	Under-Votes	77	25.08 %
	Over-Votes	0	0.00 %
	Total Votes Cast	307	
Precinct 125	Cyrel Gable	141	77.47 %
	Write-Ins	2	1.10 %
	Total	143	
	Under-Votes	39	21.43 %
	Over-Votes	0	0.00 %
	Total Votes Cast	182	
Precinct 126	Cyrel Gable	95	78.51 %
	Write-Ins	2	1.65 %
	Total	97	
	Under-Votes	24	19.83 %
	Over-Votes	0	0.00 %
	Total Votes Cast	121	

<u>Precinct</u>	<u>Candidate</u>	<u>Votes</u>	<u>Percent</u>
Precinct 127	Cyrel Gable	44	69.84 %
	Write-Ins	0	0.00 %
	Total	44	
	Under-Votes	19	30.16 %
	Over-Votes	0	0.00 %
	Total Votes Cast	63	
Precinct 128	Cyrel Gable	176	69.84 %
	Write-Ins	5	1.98 %
	Total	181	
	Under-Votes	71	28.17 %
	Over-Votes	0	0.00 %
	Total Votes Cast	252	
Precinct 131	Cyrel Gable	18	58.06 %
	Write-Ins	1	3.23 %
	Total	19	
	Under-Votes	12	38.71 %
	Over-Votes	0	0.00 %
	Total Votes Cast	31	
Precinct 136	Cyrel Gable	80	78.43 %
	Write-Ins	2	1.96 %
	Total	82	
	Under-Votes	20	19.61 %
	Over-Votes	0	0.00 %
	Total Votes Cast	102	
Precinct 139	Cyrel Gable	123	78.85 %
	Write-Ins	1	0.64 %
	Total	124	
	Under-Votes	32	20.51 %
	Over-Votes	0	0.00 %
	Total Votes Cast	156	
Precinct 141	Cyrel Gable	16	55.17 %
	Write-Ins	1	3.45 %
	Total	17	
	Under-Votes	12	41.38 %
	Over-Votes	0	0.00 %
	Total Votes Cast	29	
Precinct 142	Cyrel Gable	162	68.35 %
	Write-Ins	9	3.80 %
	Total	171	
	Under-Votes	66	27.85 %
	Over-Votes	0	0.00 %
	Total Votes Cast	237	
Precinct 145	Cyrel Gable	58	78.38 %
	Write-Ins	1	1.35 %
	Total	59	
	Under-Votes	15	20.27 %
	Over-Votes	0	0.00 %
	Total Votes Cast	74	
Precinct 146	Cyrel Gable	14	82.35 %
	Write-Ins	2	11.76 %
	Total	16	
	Under-Votes	1	5.88 %
	Over-Votes	0	0.00 %
	Total Votes Cast	17	
Precinct 147	Cyrel Gable	45	69.23 %
	Write-Ins	0	0.00 %
	Total	45	
	Under-Votes	20	30.77 %
	Over-Votes	0	0.00 %
	Total Votes Cast	65	
Precinct 148	Cyrel Gable	109	73.65 %
	Write-Ins	0	0.00 %
	Total	109	
	Under-Votes	39	26.35 %
	Over-Votes	0	0.00 %
	Total Votes Cast	148	

<u>Precinct</u>	<u>Candidate</u>	<u>Votes</u>	<u>Percent</u>
Precinct 152	Cyrel Gable	124	67.39 %
	Write-Ins	0	0.00 %
	Total	124	
	Under-Votes	60	32.61 %
	Over-Votes	0	0.00 %
	Total Votes Cast	184	
Precinct 154	Cyrel Gable	134	70.16 %
	Write-Ins	10	5.24 %
	Total	144	
	Under-Votes	47	24.61 %
	Over-Votes	0	0.00 %
	Total Votes Cast	191	
Precinct 155	Cyrel Gable	1	33.33 %
	Write-Ins	1	33.33 %
	Total	2	
	Under-Votes	1	33.33 %
	Over-Votes	0	0.00 %
	Total Votes Cast	3	
Precinct 156	Cyrel Gable	55	72.37 %
	Write-Ins	2	2.63 %
	Total	57	
	Under-Votes	19	25.00 %
	Over-Votes	0	0.00 %
	Total Votes Cast	76	
Precinct 157	Cyrel Gable	40	75.47 %
	Write-Ins	0	0.00 %
	Total	40	
	Under-Votes	13	24.53 %
	Over-Votes	0	0.00 %
	Total Votes Cast	53	
Precinct 158	Cyrel Gable	96	74.42 %
	Write-Ins	0	0.00 %
	Total	96	
	Under-Votes	33	25.58 %
	Over-Votes	0	0.00 %
	Total Votes Cast	129	
Precinct 159	Cyrel Gable	26	78.79 %
	Write-Ins	0	0.00 %
	Total	26	
	Under-Votes	7	21.21 %
	Over-Votes	0	0.00 %
	Total Votes Cast	33	
Precinct 167	Cyrel Gable	80	72.73 %
	Write-Ins	0	0.00 %
	Total	80	
	Under-Votes	30	27.27 %
	Over-Votes	0	0.00 %
	Total Votes Cast	110	
Precinct 168	Cyrel Gable	143	72.96 %
	Write-Ins	2	1.02 %
	Total	145	
	Under-Votes	50	25.51 %
	Over-Votes	1	0.51 %
	Total Votes Cast	196	

<u>Precinct</u>	<u>Candidate</u>	<u>Votes</u>	<u>Percent</u>
Corvallis School Dist 509J - Position 5			
Precinct 082	William S. TenPas	75	73.53 %
	Write-Ins	4	3.92 %
	Total	79	
	Under-Votes	23	22.55 %
	Over-Votes	0	0.00 %
	Total Votes Cast	102	
Precinct 083	William S. TenPas	37	74.00 %
	Write-Ins	0	0.00 %
	Total	37	
	Under-Votes	13	26.00 %
	Over-Votes	0	0.00 %
	Total Votes Cast	50	
Precinct 084	William S. TenPas	122	84.14 %
	Write-Ins	3	2.07 %
	Total	125	
	Under-Votes	20	13.79 %
	Over-Votes	0	0.00 %
	Total Votes Cast	145	
Precinct 085	William S. TenPas	40	81.63 %
	Write-Ins	1	2.04 %
	Total	41	
	Under-Votes	8	16.33 %
	Over-Votes	0	0.00 %
	Total Votes Cast	49	
Precinct 086	William S. TenPas	130	81.76 %
	Write-Ins	1	0.63 %
	Total	131	
	Under-Votes	28	17.61 %
	Over-Votes	0	0.00 %
	Total Votes Cast	159	
Precinct 087	William S. TenPas	208	79.69 %
	Write-Ins	1	0.38 %
	Total	209	
	Under-Votes	52	19.92 %
	Over-Votes	0	0.00 %
	Total Votes Cast	261	
Precinct 088	William S. TenPas	112	81.75 %
	Write-Ins	3	2.19 %
	Total	115	
	Under-Votes	22	16.06 %
	Over-Votes	0	0.00 %
	Total Votes Cast	137	
Precinct 089	William S. TenPas	86	81.90 %
	Write-Ins	0	0.00 %
	Total	86	
	Under-Votes	19	18.10 %
	Over-Votes	0	0.00 %
	Total Votes Cast	105	
Precinct 091	William S. TenPas	8	100.00 %
	Write-Ins	0	0.00 %
	Total	8	
	Under-Votes	0	0.00 %
	Over-Votes	0	0.00 %
	Total Votes Cast	8	
Precinct 092	William S. TenPas	282	79.21 %
	Write-Ins	5	1.40 %
	Total	287	
	Under-Votes	69	19.38 %
	Over-Votes	0	0.00 %
	Total Votes Cast	356	
Precinct 093	William S. TenPas	65	73.86 %
	Write-Ins	0	0.00 %
	Total	65	
	Under-Votes	23	26.14 %
	Over-Votes	0	0.00 %
	Total Votes Cast	88	

<u>Precinct</u>	<u>Candidate</u>	<u>Votes</u>	<u>Percent</u>
Precinct 094	William S. TenPas	246	79.61 %
	Write-Ins	2	0.65 %
	Total	248	
	Under-Votes	61	19.74 %
	Over-Votes	0	0.00 %
	Total Votes Cast	309	
Precinct 095	William S. TenPas	1	100.00 %
	Write-Ins	0	0.00 %
	Total	1	
	Under-Votes	0	0.00 %
	Over-Votes	0	0.00 %
	Total Votes Cast	1	
Precinct 096	William S. TenPas	180	72.87 %
	Write-Ins	2	0.81 %
	Total	182	
	Under-Votes	65	26.32 %
	Over-Votes	0	0.00 %
	Total Votes Cast	247	
Precinct 097	William S. TenPas	210	81.40 %
	Write-Ins	2	0.78 %
	Total	212	
	Under-Votes	46	17.83 %
	Over-Votes	0	0.00 %
	Total Votes Cast	258	
Precinct 098	William S. TenPas	96	85.71 %
	Write-Ins	1	0.89 %
	Total	97	
	Under-Votes	15	13.39 %
	Over-Votes	0	0.00 %
	Total Votes Cast	112	
Precinct 099	William S. TenPas	118	80.27 %
	Write-Ins	2	1.36 %
	Total	120	
	Under-Votes	27	18.37 %
	Over-Votes	0	0.00 %
	Total Votes Cast	147	
Precinct 100	William S. TenPas	96	75.59 %
	Write-Ins	1	0.79 %
	Total	97	
	Under-Votes	30	23.62 %
	Over-Votes	0	0.00 %
	Total Votes Cast	127	
Precinct 101	William S. TenPas	105	73.94 %
	Write-Ins	4	2.82 %
	Total	109	
	Under-Votes	33	23.24 %
	Over-Votes	0	0.00 %
	Total Votes Cast	142	
Precinct 102	William S. TenPas	10	76.92 %
	Write-Ins	0	0.00 %
	Total	10	
	Under-Votes	3	23.08 %
	Over-Votes	0	0.00 %
	Total Votes Cast	13	
Precinct 103	William S. TenPas	10	90.91 %
	Write-Ins	0	0.00 %
	Total	10	
	Under-Votes	1	9.09 %
	Over-Votes	0	0.00 %
	Total Votes Cast	11	
Precinct 104	William S. TenPas	19	86.36 %
	Write-Ins	1	4.55 %
	Total	20	
	Under-Votes	2	9.09 %
	Over-Votes	0	0.00 %
	Total Votes Cast	22	

<u>Precinct</u>	<u>Candidate</u>	<u>Votes</u>	<u>Percent</u>
Precinct 105	William S. TenPas	40	67.80 %
	Write-Ins	3	5.08 %
	Total	43	
	Under-Votes	16	27.12 %
	Over-Votes	0	0.00 %
	Total Votes Cast	59	
Precinct 106	William S. TenPas	33	91.67 %
	Write-Ins	0	0.00 %
	Total	33	
	Under-Votes	3	8.33 %
	Over-Votes	0	0.00 %
	Total Votes Cast	36	
Precinct 107	William S. TenPas	140	71.79 %
	Write-Ins	1	0.51 %
	Total	141	
	Under-Votes	54	27.69 %
	Over-Votes	0	0.00 %
	Total Votes Cast	195	
Precinct 108	William S. TenPas	126	73.26 %
	Write-Ins	4	2.33 %
	Total	130	
	Under-Votes	42	24.42 %
	Over-Votes	0	0.00 %
	Total Votes Cast	172	
Precinct 109	William S. TenPas	143	84.62 %
	Write-Ins	0	0.00 %
	Total	143	
	Under-Votes	26	15.38 %
	Over-Votes	0	0.00 %
	Total Votes Cast	169	
Precinct 110	William S. TenPas	98	75.97 %
	Write-Ins	2	1.55 %
	Total	100	
	Under-Votes	29	22.48 %
	Over-Votes	0	0.00 %
	Total Votes Cast	129	
Precinct 111	William S. TenPas	119	77.78 %
	Write-Ins	2	1.31 %
	Total	121	
	Under-Votes	32	20.92 %
	Over-Votes	0	0.00 %
	Total Votes Cast	153	
Precinct 112	William S. TenPas	61	81.33 %
	Write-Ins	2	2.67 %
	Total	63	
	Under-Votes	12	16.00 %
	Over-Votes	0	0.00 %
	Total Votes Cast	75	
Precinct 113	William S. TenPas	202	75.94 %
	Write-Ins	6	2.26 %
	Total	208	
	Under-Votes	58	21.80 %
	Over-Votes	0	0.00 %
	Total Votes Cast	266	
Precinct 114	William S. TenPas	160	76.56 %
	Write-Ins	2	0.96 %
	Total	162	
	Under-Votes	47	22.49 %
	Over-Votes	0	0.00 %
	Total Votes Cast	209	
Precinct 115	William S. TenPas	197	83.83 %
	Write-Ins	1	0.43 %
	Total	198	
	Under-Votes	37	15.74 %
	Over-Votes	0	0.00 %
	Total Votes Cast	235	

<u>Precinct</u>	<u>Candidate</u>	<u>Votes</u>	<u>Percent</u>
Precinct 116	William S. TenPas	60	75.95 %
	Write-Ins	3	3.80 %
	Total	63	
	Under-Votes	16	20.25 %
	Over-Votes	0	0.00 %
	Total Votes Cast	79	
Precinct 117	William S. TenPas	95	72.52 %
	Write-Ins	4	3.05 %
	Total	99	
	Under-Votes	32	24.43 %
	Over-Votes	0	0.00 %
	Total Votes Cast	131	
Precinct 118	William S. TenPas	162	83.51 %
	Write-Ins	4	2.06 %
	Total	166	
	Under-Votes	28	14.43 %
	Over-Votes	0	0.00 %
	Total Votes Cast	194	
Precinct 119	William S. TenPas	48	75.00 %
	Write-Ins	3	4.69 %
	Total	51	
	Under-Votes	13	20.31 %
	Over-Votes	0	0.00 %
	Total Votes Cast	64	
Precinct 120	William S. TenPas	156	73.93 %
	Write-Ins	5	2.37 %
	Total	161	
	Under-Votes	50	23.70 %
	Over-Votes	0	0.00 %
	Total Votes Cast	211	
Precinct 121	William S. TenPas	74	78.72 %
	Write-Ins	3	3.19 %
	Total	77	
	Under-Votes	17	18.09 %
	Over-Votes	0	0.00 %
	Total Votes Cast	94	
Precinct 122	William S. TenPas	161	76.30 %
	Write-Ins	2	0.95 %
	Total	163	
	Under-Votes	48	22.75 %
	Over-Votes	0	0.00 %
	Total Votes Cast	211	
Precinct 123	William S. TenPas	48	81.36 %
	Write-Ins	0	0.00 %
	Total	48	
	Under-Votes	10	16.95 %
	Over-Votes	1	1.69 %
	Total Votes Cast	59	
Precinct 124	William S. TenPas	242	78.83 %
	Write-Ins	1	0.33 %
	Total	243	
	Under-Votes	64	20.85 %
	Over-Votes	0	0.00 %
	Total Votes Cast	307	
Precinct 125	William S. TenPas	142	78.02 %
	Write-Ins	2	1.10 %
	Total	144	
	Under-Votes	38	20.88 %
	Over-Votes	0	0.00 %
	Total Votes Cast	182	
Precinct 126	William S. TenPas	98	80.99 %
	Write-Ins	2	1.65 %
	Total	100	
	Under-Votes	21	17.36 %
	Over-Votes	0	0.00 %
	Total Votes Cast	121	

<u>Precinct</u>	<u>Candidate</u>	<u>Votes</u>	<u>Percent</u>
Precinct 127	William S. TenPas	43	68.25 %
	Write-Ins	1	1.59 %
	Total	44	
	Under-Votes	19	30.16 %
	Over-Votes	0	0.00 %
	Total Votes Cast	63	
Precinct 128	William S. TenPas	188	74.60 %
	Write-Ins	2	0.79 %
	Total	190	
	Under-Votes	62	24.60 %
	Over-Votes	0	0.00 %
	Total Votes Cast	252	
Precinct 131	William S. TenPas	19	61.29 %
	Write-Ins	1	3.23 %
	Total	20	
	Under-Votes	11	35.48 %
	Over-Votes	0	0.00 %
	Total Votes Cast	31	
Precinct 136	William S. TenPas	82	80.39 %
	Write-Ins	0	0.00 %
	Total	82	
	Under-Votes	20	19.61 %
	Over-Votes	0	0.00 %
	Total Votes Cast	102	
Precinct 139	William S. TenPas	125	80.13 %
	Write-Ins	0	0.00 %
	Total	125	
	Under-Votes	31	19.87 %
	Over-Votes	0	0.00 %
	Total Votes Cast	156	
Precinct 141	William S. TenPas	18	62.07 %
	Write-Ins	0	0.00 %
	Total	18	
	Under-Votes	11	37.93 %
	Over-Votes	0	0.00 %
	Total Votes Cast	29	
Precinct 142	William S. TenPas	170	71.73 %
	Write-Ins	9	3.80 %
	Total	179	
	Under-Votes	58	24.47 %
	Over-Votes	0	0.00 %
	Total Votes Cast	237	
Precinct 145	William S. TenPas	60	81.08 %
	Write-Ins	0	0.00 %
	Total	60	
	Under-Votes	14	18.92 %
	Over-Votes	0	0.00 %
	Total Votes Cast	74	
Precinct 146	William S. TenPas	15	88.24 %
	Write-Ins	1	5.88 %
	Total	16	
	Under-Votes	1	5.88 %
	Over-Votes	0	0.00 %
	Total Votes Cast	17	
Precinct 147	William S. TenPas	46	70.77 %
	Write-Ins	0	0.00 %
	Total	46	
	Under-Votes	19	29.23 %
	Over-Votes	0	0.00 %
	Total Votes Cast	65	
Precinct 148	William S. TenPas	109	73.65 %
	Write-Ins	0	0.00 %
	Total	109	
	Under-Votes	39	26.35 %
	Over-Votes	0	0.00 %
	Total Votes Cast	148	

<u>Precinct</u>	<u>Candidate</u>	<u>Votes</u>	<u>Percent</u>
Precinct 152	William S. TenPas	136	73.91 %
	Write-Ins	1	0.54 %
	Total	137	
	Under-Votes	47	25.54 %
	Over-Votes	0	0.00 %
	Total Votes Cast	184	
Precinct 154	William S. TenPas	147	76.96 %
	Write-Ins	4	2.09 %
	Total	151	
	Under-Votes	40	20.94 %
	Over-Votes	0	0.00 %
	Total Votes Cast	191	
Precinct 155	William S. TenPas	2	66.67 %
	Write-Ins	0	0.00 %
	Total	2	
	Under-Votes	1	33.33 %
	Over-Votes	0	0.00 %
	Total Votes Cast	3	
Precinct 156	William S. TenPas	62	81.58 %
	Write-Ins	1	1.32 %
	Total	63	
	Under-Votes	13	17.11 %
	Over-Votes	0	0.00 %
	Total Votes Cast	76	
Precinct 157	William S. TenPas	39	73.58 %
	Write-Ins	0	0.00 %
	Total	39	
	Under-Votes	14	26.42 %
	Over-Votes	0	0.00 %
	Total Votes Cast	53	
Precinct 158	William S. TenPas	98	75.97 %
	Write-Ins	0	0.00 %
	Total	98	
	Under-Votes	31	24.03 %
	Over-Votes	0	0.00 %
	Total Votes Cast	129	
Precinct 159	William S. TenPas	29	87.88 %
	Write-Ins	0	0.00 %
	Total	29	
	Under-Votes	4	12.12 %
	Over-Votes	0	0.00 %
	Total Votes Cast	33	
Precinct 167	William S. TenPas	83	75.45 %
	Write-Ins	2	1.82 %
	Total	85	
	Under-Votes	25	22.73 %
	Over-Votes	0	0.00 %
	Total Votes Cast	110	
Precinct 168	William S. TenPas	159	81.12 %
	Write-Ins	1	0.51 %
	Total	160	
	Under-Votes	36	18.37 %
	Over-Votes	0	0.00 %
	Total Votes Cast	196	

<u>Precinct</u>	<u>Candidate</u>	<u>Votes</u>	<u>Percent</u>
Corvallis School Dist 509J - Position 7			
Precinct 082	Peter M. Hackett	21	20.59 %
	Ronald L. Miller	45	44.12 %
	Write-Ins	3	2.94 %
	Total	69	
	Under-Votes	33	32.35 %
	Over-Votes	0	0.00 %
	Total Votes Cast	102	
Precinct 083	Peter M. Hackett	7	14.00 %
	Ronald L. Miller	33	66.00 %
	Write-Ins	0	0.00 %
	Total	40	
	Under-Votes	10	20.00 %
	Over-Votes	0	0.00 %
	Total Votes Cast	50	
Precinct 084	Peter M. Hackett	33	22.76 %
	Ronald L. Miller	96	66.21 %
	Write-Ins	2	1.38 %
	Total	131	
	Under-Votes	14	9.66 %
	Over-Votes	0	0.00 %
	Total Votes Cast	145	
Precinct 085	Peter M. Hackett	13	26.53 %
	Ronald L. Miller	25	51.02 %
	Write-Ins	2	4.08 %
	Total	40	
	Under-Votes	9	18.37 %
	Over-Votes	0	0.00 %
	Total Votes Cast	49	
Precinct 086	Peter M. Hackett	22	13.84 %
	Ronald L. Miller	114	71.70 %
	Write-Ins	1	0.63 %
	Total	137	
	Under-Votes	22	13.84 %
	Over-Votes	0	0.00 %
	Total Votes Cast	159	
Precinct 087	Peter M. Hackett	50	19.16 %
	Ronald L. Miller	149	57.09 %
	Write-Ins	2	0.77 %
	Total	201	
	Under-Votes	59	22.61 %
	Over-Votes	1	0.38 %
	Total Votes Cast	261	
Precinct 088	Peter M. Hackett	39	28.47 %
	Ronald L. Miller	79	57.66 %
	Write-Ins	2	1.46 %
	Total	120	
	Under-Votes	17	12.41 %
	Over-Votes	0	0.00 %
	Total Votes Cast	137	
Precinct 089	Peter M. Hackett	21	20.00 %
	Ronald L. Miller	65	61.90 %
	Write-Ins	0	0.00 %
	Total	86	
	Under-Votes	19	18.10 %
	Over-Votes	0	0.00 %
	Total Votes Cast	105	
Precinct 091	Peter M. Hackett	1	12.50 %
	Ronald L. Miller	5	62.50 %
	Write-Ins	0	0.00 %
	Total	6	
	Under-Votes	2	25.00 %
	Over-Votes	0	0.00 %
	Total Votes Cast	8	

<u>Precinct</u>	<u>Candidate</u>	<u>Votes</u>	<u>Percent</u>
Precinct 092	Peter M. Hackett	83	23.31 %
	Ronald L. Miller	193	54.21 %
	Write-Ins	4	1.12 %
	Total	280	
	Under-Votes	75	21.07 %
	Over-Votes	1	0.28 %
	Total Votes Cast	356	
Precinct 093	Peter M. Hackett	22	25.00 %
	Ronald L. Miller	46	52.27 %
	Write-Ins	0	0.00 %
	Total	68	
	Under-Votes	20	22.73 %
	Over-Votes	0	0.00 %
	Total Votes Cast	88	
Precinct 094	Peter M. Hackett	53	17.15 %
	Ronald L. Miller	199	64.40 %
	Write-Ins	1	0.32 %
	Total	253	
	Under-Votes	56	18.12 %
	Over-Votes	0	0.00 %
	Total Votes Cast	309	
Precinct 095	Peter M. Hackett	1	100.00 %
	Ronald L. Miller	0	0.00 %
	Write-Ins	0	0.00 %
	Total	1	
	Under-Votes	0	0.00 %
	Over-Votes	0	0.00 %
	Total Votes Cast	1	
Precinct 096	Peter M. Hackett	42	17.00 %
	Ronald L. Miller	151	61.13 %
	Write-Ins	5	2.02 %
	Total	198	
	Under-Votes	49	19.84 %
	Over-Votes	0	0.00 %
	Total Votes Cast	247	
Precinct 097	Peter M. Hackett	44	17.05 %
	Ronald L. Miller	172	66.67 %
	Write-Ins	1	0.39 %
	Total	217	
	Under-Votes	40	15.50 %
	Over-Votes	1	0.39 %
	Total Votes Cast	258	
Precinct 098	Peter M. Hackett	21	18.75 %
	Ronald L. Miller	68	60.71 %
	Write-Ins	1	0.89 %
	Total	90	
	Under-Votes	21	18.75 %
	Over-Votes	1	0.89 %
	Total Votes Cast	112	
Precinct 099	Peter M. Hackett	37	25.17 %
	Ronald L. Miller	83	56.46 %
	Write-Ins	1	0.68 %
	Total	121	
	Under-Votes	26	17.69 %
	Over-Votes	0	0.00 %
	Total Votes Cast	147	
Precinct 100	Peter M. Hackett	29	22.83 %
	Ronald L. Miller	72	56.69 %
	Write-Ins	2	1.57 %
	Total	103	
	Under-Votes	24	18.90 %
	Over-Votes	0	0.00 %
	Total Votes Cast	127	

<u>Precinct</u>	<u>Candidate</u>	<u>Votes</u>	<u>Percent</u>
Precinct 101	Peter M. Hackett	28	19.72 %
	Ronald L. Miller	78	54.93 %
	Write-Ins	2	1.41 %
	Total	108	
	Under-Votes	33	23.24 %
	Over-Votes	1	0.70 %
	Total Votes Cast	142	
Precinct 102	Peter M. Hackett	0	0.00 %
	Ronald L. Miller	10	76.92 %
	Write-Ins	0	0.00 %
	Total	10	
	Under-Votes	3	23.08 %
	Over-Votes	0	0.00 %
	Total Votes Cast	13	
Precinct 103	Peter M. Hackett	3	27.27 %
	Ronald L. Miller	5	45.45 %
	Write-Ins	0	0.00 %
	Total	8	
	Under-Votes	3	27.27 %
	Over-Votes	0	0.00 %
	Total Votes Cast	11	
Precinct 104	Peter M. Hackett	9	40.91 %
	Ronald L. Miller	11	50.00 %
	Write-Ins	1	4.55 %
	Total	21	
	Under-Votes	1	4.55 %
	Over-Votes	0	0.00 %
	Total Votes Cast	22	
Precinct 105	Peter M. Hackett	15	25.42 %
	Ronald L. Miller	27	45.76 %
	Write-Ins	0	0.00 %
	Total	42	
	Under-Votes	17	28.81 %
	Over-Votes	0	0.00 %
	Total Votes Cast	59	
Precinct 106	Peter M. Hackett	12	33.33 %
	Ronald L. Miller	20	55.56 %
	Write-Ins	0	0.00 %
	Total	32	
	Under-Votes	4	11.11 %
	Over-Votes	0	0.00 %
	Total Votes Cast	36	
Precinct 107	Peter M. Hackett	31	15.90 %
	Ronald L. Miller	102	52.31 %
	Write-Ins	2	1.03 %
	Total	135	
	Under-Votes	60	30.77 %
	Over-Votes	0	0.00 %
	Total Votes Cast	195	
Precinct 108	Peter M. Hackett	30	17.44 %
	Ronald L. Miller	97	56.40 %
	Write-Ins	1	0.58 %
	Total	128	
	Under-Votes	44	25.58 %
	Over-Votes	0	0.00 %
	Total Votes Cast	172	
Precinct 109	Peter M. Hackett	43	25.44 %
	Ronald L. Miller	102	60.36 %
	Write-Ins	0	0.00 %
	Total	145	
	Under-Votes	22	13.02 %
	Over-Votes	2	1.18 %
	Total Votes Cast	169	

<u>Precinct</u>	<u>Candidate</u>	<u>Votes</u>	<u>Percent</u>
Precinct 110	Peter M. Hackett	24	18.60 %
	Ronald L. Miller	75	58.14 %
	Write-Ins	0	0.00 %
	Total	99	
	Under-Votes	30	23.26 %
	Over-Votes	0	0.00 %
	Total Votes Cast	129	
Precinct 111	Peter M. Hackett	33	21.57 %
	Ronald L. Miller	92	60.13 %
	Write-Ins	1	0.65 %
	Total	126	
	Under-Votes	27	17.65 %
	Over-Votes	0	0.00 %
	Total Votes Cast	153	
Precinct 112	Peter M. Hackett	13	17.33 %
	Ronald L. Miller	45	60.00 %
	Write-Ins	1	1.33 %
	Total	59	
	Under-Votes	16	21.33 %
	Over-Votes	0	0.00 %
	Total Votes Cast	75	
Precinct 113	Peter M. Hackett	38	14.29 %
	Ronald L. Miller	181	68.05 %
	Write-Ins	2	0.75 %
	Total	221	
	Under-Votes	44	16.54 %
	Over-Votes	1	0.38 %
	Total Votes Cast	266	
Precinct 114	Peter M. Hackett	36	17.22 %
	Ronald L. Miller	127	60.77 %
	Write-Ins	3	1.44 %
	Total	166	
	Under-Votes	43	20.57 %
	Over-Votes	0	0.00 %
	Total Votes Cast	209	
Precinct 115	Peter M. Hackett	58	24.68 %
	Ronald L. Miller	138	58.72 %
	Write-Ins	2	0.85 %
	Total	198	
	Under-Votes	37	15.74 %
	Over-Votes	0	0.00 %
	Total Votes Cast	235	
Precinct 116	Peter M. Hackett	13	16.46 %
	Ronald L. Miller	45	56.96 %
	Write-Ins	0	0.00 %
	Total	58	
	Under-Votes	21	26.58 %
	Over-Votes	0	0.00 %
	Total Votes Cast	79	
Precinct 117	Peter M. Hackett	25	19.08 %
	Ronald L. Miller	74	56.49 %
	Write-Ins	1	0.76 %
	Total	100	
	Under-Votes	30	22.90 %
	Over-Votes	1	0.76 %
	Total Votes Cast	131	
Precinct 118	Peter M. Hackett	24	12.37 %
	Ronald L. Miller	118	60.82 %
	Write-Ins	6	3.09 %
	Total	148	
	Under-Votes	45	23.20 %
	Over-Votes	1	0.52 %
	Total Votes Cast	194	

<u>Precinct</u>	<u>Candidate</u>	<u>Votes</u>	<u>Percent</u>
Precinct 119	Peter M. Hackett	19	29.69 %
	Ronald L. Miller	33	51.56 %
	Write-Ins	2	3.13 %
	Total	54	
	Under-Votes	10	15.63 %
	Over-Votes	0	0.00 %
	Total Votes Cast	64	
Precinct 120	Peter M. Hackett	27	12.80 %
	Ronald L. Miller	140	66.35 %
	Write-Ins	5	2.37 %
	Total	172	
	Under-Votes	38	18.01 %
	Over-Votes	1	0.47 %
	Total Votes Cast	211	
Precinct 121	Peter M. Hackett	19	20.21 %
	Ronald L. Miller	54	57.45 %
	Write-Ins	2	2.13 %
	Total	75	
	Under-Votes	19	20.21 %
	Over-Votes	0	0.00 %
	Total Votes Cast	94	
Precinct 122	Peter M. Hackett	43	20.38 %
	Ronald L. Miller	124	58.77 %
	Write-Ins	3	1.42 %
	Total	170	
	Under-Votes	39	18.48 %
	Over-Votes	2	0.95 %
	Total Votes Cast	211	
Precinct 123	Peter M. Hackett	12	20.34 %
	Ronald L. Miller	29	49.15 %
	Write-Ins	0	0.00 %
	Total	41	
	Under-Votes	17	28.81 %
	Over-Votes	1	1.69 %
	Total Votes Cast	59	
Precinct 124	Peter M. Hackett	82	26.71 %
	Ronald L. Miller	167	54.40 %
	Write-Ins	1	0.33 %
	Total	250	
	Under-Votes	56	18.24 %
	Over-Votes	1	0.33 %
	Total Votes Cast	307	
Precinct 125	Peter M. Hackett	45	24.73 %
	Ronald L. Miller	96	52.75 %
	Write-Ins	2	1.10 %
	Total	143	
	Under-Votes	39	21.43 %
	Over-Votes	0	0.00 %
	Total Votes Cast	182	
Precinct 126	Peter M. Hackett	32	26.45 %
	Ronald L. Miller	64	52.89 %
	Write-Ins	0	0.00 %
	Total	96	
	Under-Votes	25	20.66 %
	Over-Votes	0	0.00 %
	Total Votes Cast	121	
Precinct 127	Peter M. Hackett	14	22.22 %
	Ronald L. Miller	35	55.56 %
	Write-Ins	0	0.00 %
	Total	49	
	Under-Votes	14	22.22 %
	Over-Votes	0	0.00 %
	Total Votes Cast	63	

<u>Precinct</u>	<u>Candidate</u>	<u>Votes</u>	<u>Percent</u>
Precinct 128	Peter M. Hackett	39	15.48 %
	Ronald L. Miller	165	65.48 %
	Write-Ins	1	0.40 %
	Total	205	
	Under-Votes	47	18.65 %
	Over-Votes	0	0.00 %
	Total Votes Cast	252	
Precinct 131	Peter M. Hackett	5	16.13 %
	Ronald L. Miller	18	58.06 %
	Write-Ins	1	3.23 %
	Total	24	
	Under-Votes	7	22.58 %
	Over-Votes	0	0.00 %
	Total Votes Cast	31	
Precinct 136	Peter M. Hackett	23	22.55 %
	Ronald L. Miller	60	58.82 %
	Write-Ins	2	1.96 %
	Total	85	
	Under-Votes	17	16.67 %
	Over-Votes	0	0.00 %
	Total Votes Cast	102	
Precinct 139	Peter M. Hackett	33	21.15 %
	Ronald L. Miller	97	62.18 %
	Write-Ins	0	0.00 %
	Total	130	
	Under-Votes	26	16.67 %
	Over-Votes	0	0.00 %
	Total Votes Cast	156	
Precinct 141	Peter M. Hackett	7	24.14 %
	Ronald L. Miller	18	62.07 %
	Write-Ins	0	0.00 %
	Total	25	
	Under-Votes	4	13.79 %
	Over-Votes	0	0.00 %
	Total Votes Cast	29	
Precinct 142	Peter M. Hackett	43	18.14 %
	Ronald L. Miller	141	59.49 %
	Write-Ins	1	0.42 %
	Total	185	
	Under-Votes	52	21.94 %
	Over-Votes	0	0.00 %
	Total Votes Cast	237	
Precinct 145	Peter M. Hackett	15	20.27 %
	Ronald L. Miller	44	59.46 %
	Write-Ins	0	0.00 %
	Total	59	
	Under-Votes	14	18.92 %
	Over-Votes	1	1.35 %
	Total Votes Cast	74	
Precinct 146	Peter M. Hackett	3	17.65 %
	Ronald L. Miller	11	64.71 %
	Write-Ins	1	5.88 %
	Total	15	
	Under-Votes	2	11.76 %
	Over-Votes	0	0.00 %
	Total Votes Cast	17	
Precinct 147	Peter M. Hackett	17	26.15 %
	Ronald L. Miller	33	50.77 %
	Write-Ins	0	0.00 %
	Total	50	
	Under-Votes	15	23.08 %
	Over-Votes	0	0.00 %
	Total Votes Cast	65	

<u>Precinct</u>	<u>Candidate</u>	<u>Votes</u>	<u>Percent</u>
Precinct 148	Peter M. Hackett	40	27.03 %
	Ronald L. Miller	70	47.30 %
	Write-Ins	1	0.68 %
	Total	111	
	Under-Votes	37	25.00 %
	Over-Votes	0	0.00 %
	Total Votes Cast	148	
Precinct 152	Peter M. Hackett	37	20.11 %
	Ronald L. Miller	92	50.00 %
	Write-Ins	0	0.00 %
	Total	129	
	Under-Votes	54	29.35 %
	Over-Votes	1	0.54 %
	Total Votes Cast	184	
Precinct 154	Peter M. Hackett	35	18.32 %
	Ronald L. Miller	120	62.83 %
	Write-Ins	3	1.57 %
	Total	158	
	Under-Votes	33	17.28 %
	Over-Votes	0	0.00 %
	Total Votes Cast	191	
Precinct 155	Peter M. Hackett	1	33.33 %
	Ronald L. Miller	2	66.67 %
	Write-Ins	0	0.00 %
	Total	3	
	Under-Votes	0	0.00 %
	Over-Votes	0	0.00 %
	Total Votes Cast	3	
Precinct 156	Peter M. Hackett	9	11.84 %
	Ronald L. Miller	42	55.26 %
	Write-Ins	1	1.32 %
	Total	52	
	Under-Votes	24	31.58 %
	Over-Votes	0	0.00 %
	Total Votes Cast	76	
Precinct 157	Peter M. Hackett	12	22.64 %
	Ronald L. Miller	24	45.28 %
	Write-Ins	0	0.00 %
	Total	36	
	Under-Votes	17	32.08 %
	Over-Votes	0	0.00 %
	Total Votes Cast	53	
Precinct 158	Peter M. Hackett	22	17.05 %
	Ronald L. Miller	75	58.14 %
	Write-Ins	0	0.00 %
	Total	97	
	Under-Votes	32	24.81 %
	Over-Votes	0	0.00 %
	Total Votes Cast	129	
Precinct 159	Peter M. Hackett	7	21.21 %
	Ronald L. Miller	17	51.52 %
	Write-Ins	0	0.00 %
	Total	24	
	Under-Votes	9	27.27 %
	Over-Votes	0	0.00 %
	Total Votes Cast	33	
Precinct 167	Peter M. Hackett	12	10.91 %
	Ronald L. Miller	74	67.27 %
	Write-Ins	1	0.91 %
	Total	87	
	Under-Votes	23	20.91 %
	Over-Votes	0	0.00 %
	Total Votes Cast	110	

<u>Precinct</u>	<u>Candidate</u>	<u>Votes</u>	<u>Percent</u>
Precinct 168	Peter M. Hackett	32	16.33 %
	Ronald L. Miller	117	59.69 %
	Write-Ins	0	0.00 %
	Total	149	
	Under-Votes	45	22.96 %
	Over-Votes	2	1.02 %
	Total Votes Cast	196	

<u>Precinct</u>	<u>Candidate</u>	<u>Votes</u>	<u>Percent</u>
Greater Albany Public Schools 8J-Zone 2			
Precinct 134	Donald R. Bacher	10	83.33 %
	Write-Ins	0	0.00 %
	Total	10	
	Under-Votes	2	16.67 %
	Over-Votes	0	0.00 %
	Total Votes Cast	12	
Precinct 135	Donald R. Bacher	53	81.54 %
	Write-Ins	2	3.08 %
	Total	55	
	Under-Votes	10	15.38 %
	Over-Votes	0	0.00 %
	Total Votes Cast	65	
Precinct 143	Donald R. Bacher	5	62.50 %
	Write-Ins	0	0.00 %
	Total	5	
	Under-Votes	3	37.50 %
	Over-Votes	0	0.00 %
	Total Votes Cast	8	
Precinct 144	Donald R. Bacher	139	91.45 %
	Write-Ins	1	0.66 %
	Total	140	
	Under-Votes	12	7.89 %
	Over-Votes	0	0.00 %
	Total Votes Cast	152	
Precinct 160	Donald R. Bacher	3	100.00 %
	Write-Ins	0	0.00 %
	Total	3	
	Under-Votes	0	0.00 %
	Over-Votes	0	0.00 %
	Total Votes Cast	3	
Precinct 163	Donald R. Bacher	3	100.00 %
	Write-Ins	0	0.00 %
	Total	3	
	Under-Votes	0	0.00 %
	Over-Votes	0	0.00 %
	Total Votes Cast	3	
Precinct 164	Donald R. Bacher	139	92.05 %
	Write-Ins	2	1.32 %
	Total	141	
	Under-Votes	10	6.62 %
	Over-Votes	0	0.00 %
	Total Votes Cast	151	
Precinct 165	Donald R. Bacher	146	82.49 %
	Write-Ins	2	1.13 %
	Total	148	
	Under-Votes	29	16.38 %
	Over-Votes	0	0.00 %
	Total Votes Cast	177	
Precinct 166	Donald R. Bacher	172	85.15 %
	Write-Ins	2	0.99 %
	Total	174	
	Under-Votes	28	13.86 %
	Over-Votes	0	0.00 %
	Total Votes Cast	202	

<u>Precinct</u>	<u>Candidate</u>	<u>Votes</u>	<u>Percent</u>
Greater Albany Public Schools 8J-Zone 4			
Precinct 134	Nicholas Clair	5	41.67 %
	Jane Fisher	4	33.33 %
	Jan Heaton	3	25.00 %
	Write-Ins	0	0.00 %
	Total	12	
	Under-Votes	0	0.00 %
	Over-Votes	0	0.00 %
	Total Votes Cast	12	
Precinct 135	Nicholas Clair	11	16.92 %
	Jane Fisher	15	23.08 %
	Jan Heaton	26	40.00 %
	Write-Ins	0	0.00 %
	Total	52	
	Under-Votes	13	20.00 %
	Over-Votes	0	0.00 %
	Total Votes Cast	65	
Precinct 143	Nicholas Clair	1	12.50 %
	Jane Fisher	1	12.50 %
	Jan Heaton	5	62.50 %
	Write-Ins	0	0.00 %
	Total	7	
	Under-Votes	1	12.50 %
	Over-Votes	0	0.00 %
	Total Votes Cast	8	
Precinct 144	Nicholas Clair	33	21.71 %
	Jane Fisher	52	34.21 %
	Jan Heaton	51	33.55 %
	Write-Ins	1	0.66 %
	Total	137	
	Under-Votes	15	9.87 %
	Over-Votes	0	0.00 %
	Total Votes Cast	152	
Precinct 160	Nicholas Clair	1	33.33 %
	Jane Fisher	1	33.33 %
	Jan Heaton	1	33.33 %
	Write-Ins	0	0.00 %
	Total	3	
	Under-Votes	0	0.00 %
	Over-Votes	0	0.00 %
	Total Votes Cast	3	
Precinct 163	Nicholas Clair	0	0.00 %
	Jane Fisher	3	100.00 %
	Jan Heaton	0	0.00 %
	Write-Ins	0	0.00 %
	Total	3	
	Under-Votes	0	0.00 %
	Over-Votes	0	0.00 %
	Total Votes Cast	3	
Precinct 164	Nicholas Clair	18	11.92 %
	Jane Fisher	58	38.41 %
	Jan Heaton	55	36.42 %
	Write-Ins	2	1.32 %
	Total	133	
	Under-Votes	18	11.92 %
	Over-Votes	0	0.00 %
	Total Votes Cast	151	
Precinct 165	Nicholas Clair	23	12.99 %
	Jane Fisher	71	40.11 %
	Jan Heaton	66	37.29 %
	Write-Ins	1	0.56 %
	Total	161	
	Under-Votes	16	9.04 %
	Over-Votes	0	0.00 %
	Total Votes Cast	177	

<u>Precinct</u>	<u>Candidate</u>	<u>Votes</u>	<u>Percent</u>
Precinct 166	Nicholas Clair	27	13.37 %
	Jane Fisher	75	37.13 %
	Jan Heaton	79	39.11 %
	Write-Ins	4	1.98 %
	Total	185	
	Under-Votes	17	8.42 %
	Over-Votes	0	0.00 %
	Total Votes Cast	202	

<u>Precinct</u>	<u>Candidate</u>	<u>Votes</u>	<u>Percent</u>
Greater Albany Public Schools 8J-Zone 5			
Precinct 134	Margie Harshberger	9	75.00 %
	Write-Ins	0	0.00 %
	Total	9	
	Under-Votes	3	25.00 %
	Over-Votes	0	0.00 %
	Total Votes Cast	12	
Precinct 135	Margie Harshberger	50	76.92 %
	Write-Ins	0	0.00 %
	Total	50	
	Under-Votes	15	23.08 %
	Over-Votes	0	0.00 %
	Total Votes Cast	65	
Precinct 143	Margie Harshberger	6	75.00 %
	Write-Ins	0	0.00 %
	Total	6	
	Under-Votes	2	25.00 %
	Over-Votes	0	0.00 %
	Total Votes Cast	8	
Precinct 144	Margie Harshberger	136	89.47 %
	Write-Ins	3	1.97 %
	Total	139	
	Under-Votes	13	8.55 %
	Over-Votes	0	0.00 %
	Total Votes Cast	152	
Precinct 160	Margie Harshberger	2	66.67 %
	Write-Ins	0	0.00 %
	Total	2	
	Under-Votes	1	33.33 %
	Over-Votes	0	0.00 %
	Total Votes Cast	3	
Precinct 163	Margie Harshberger	3	100.00 %
	Write-Ins	0	0.00 %
	Total	3	
	Under-Votes	0	0.00 %
	Over-Votes	0	0.00 %
	Total Votes Cast	3	
Precinct 164	Margie Harshberger	139	92.05 %
	Write-Ins	1	0.66 %
	Total	140	
	Under-Votes	11	7.28 %
	Over-Votes	0	0.00 %
	Total Votes Cast	151	
Precinct 165	Margie Harshberger	145	81.92 %
	Write-Ins	2	1.13 %
	Total	147	
	Under-Votes	29	16.38 %
	Over-Votes	1	0.56 %
	Total Votes Cast	177	
Precinct 166	Margie Harshberger	172	85.15 %
	Write-Ins	1	0.50 %
	Total	173	
	Under-Votes	29	14.36 %
	Over-Votes	0	0.00 %
	Total Votes Cast	202	

<u>Precinct</u>	<u>Candidate</u>	<u>Votes</u>	<u>Percent</u>
Harrisburg School District 7-Position 1			
Precinct 140			
	Wayne Swango	4	66.67 %
	Scott H. Newman	0	0.00 %
	Kim Barden	2	33.33 %
	Write-Ins	0	0.00 %
	Total	6	
	Under-Votes	0	0.00 %
	Over-Votes	0	0.00 %
	Total Votes Cast	6	
Harrisburg School District 7-Position 4			
Precinct 140			
	Tom Malpass	6	100.00 %
	Write-Ins	0	0.00 %
	Total	6	
	Under-Votes	0	0.00 %
	Over-Votes	0	0.00 %
	Total Votes Cast	6	
Harrisburg School District 7-Position 5			
Precinct 140			
	Steve Bowers	5	83.33 %
	Write-Ins	0	0.00 %
	Total	5	
	Under-Votes	1	16.67 %
	Over-Votes	0	0.00 %
	Total Votes Cast	6	

<u>Precinct</u>	<u>Candidate</u>	<u>Votes</u>	<u>Percent</u>
Monroe School District 1J - Zone 1			
Precinct 140	No Declared Candidates	0	0.00 %
	Write-Ins	35	18.52 %
	Total	35	
	Under-Votes	154	81.48 %
	Over-Votes	0	0.00 %
	Total Votes Cast	189	
Precinct 149	No Declared Candidates	0	0.00 %
	Write-Ins	10	20.83 %
	Total	10	
	Under-Votes	38	79.17 %
	Over-Votes	0	0.00 %
	Total Votes Cast	48	
Precinct 150	No Declared Candidates	0	0.00 %
	Write-Ins	9	27.27 %
	Total	9	
	Under-Votes	24	72.73 %
	Over-Votes	0	0.00 %
	Total Votes Cast	33	
Precinct 151	No Declared Candidates	0	0.00 %
	Write-Ins	16	19.28 %
	Total	16	
	Under-Votes	67	80.72 %
	Over-Votes	0	0.00 %
	Total Votes Cast	83	
Monroe School District 1J - Zone 4			
Precinct 140	Barbra L. Bowman	155	82.01 %
	Write-Ins	4	2.12 %
	Total	159	
	Under-Votes	30	15.87 %
	Over-Votes	0	0.00 %
	Total Votes Cast	189	
Precinct 149	Barbra L. Bowman	39	81.25 %
	Write-Ins	2	4.17 %
	Total	41	
	Under-Votes	7	14.58 %
	Over-Votes	0	0.00 %
	Total Votes Cast	48	
Precinct 150	Barbra L. Bowman	24	72.73 %
	Write-Ins	1	3.03 %
	Total	25	
	Under-Votes	8	24.24 %
	Over-Votes	0	0.00 %
	Total Votes Cast	33	
Precinct 151	Barbra L. Bowman	65	78.31 %
	Write-Ins	3	3.61 %
	Total	68	
	Under-Votes	15	18.07 %
	Over-Votes	0	0.00 %
	Total Votes Cast	83	

<u>Precinct</u>	<u>Candidate</u>	<u>Votes</u>	<u>Percent</u>
Monroe School District 1J - Zone 5			
Precinct 140	Tony Stroda	172	91.01 %
	Write-Ins	6	3.17 %
	Total	178	
	Under-Votes	11	5.82 %
	Over-Votes	0	0.00 %
	Total Votes Cast	189	
Precinct 149	Tony Stroda	44	91.67 %
	Write-Ins	0	0.00 %
	Total	44	
	Under-Votes	4	8.33 %
	Over-Votes	0	0.00 %
	Total Votes Cast	48	
Precinct 150	Tony Stroda	33	100.00 %
	Write-Ins	0	0.00 %
	Total	33	
	Under-Votes	0	0.00 %
	Over-Votes	0	0.00 %
	Total Votes Cast	33	
Precinct 151	Tony Stroda	73	87.95 %
	Write-Ins	3	3.61 %
	Total	76	
	Under-Votes	7	8.43 %
	Over-Votes	0	0.00 %
	Total Votes Cast	83	

<u>Precinct</u>	<u>Candidate</u>	<u>Votes</u>	<u>Percent</u>
Philomath School District 17J - Zone 1			
Precinct 130	Carmen Martin	110	73.83 %
	Write-Ins	1	0.67 %
	Total	111	
	Under-Votes	38	25.50 %
	Over-Votes	0	0.00 %
	Total Votes Cast	149	
Precinct 132	Carmen Martin	146	78.07 %
	Write-Ins	1	0.53 %
	Total	147	
	Under-Votes	40	21.39 %
	Over-Votes	0	0.00 %
	Total Votes Cast	187	
Precinct 133	Carmen Martin	115	83.94 %
	Write-Ins	3	2.19 %
	Total	118	
	Under-Votes	19	13.87 %
	Over-Votes	0	0.00 %
	Total Votes Cast	137	
Precinct 138	Carmen Martin	65	65.00 %
	Write-Ins	0	0.00 %
	Total	65	
	Under-Votes	35	35.00 %
	Over-Votes	0	0.00 %
	Total Votes Cast	100	
Precinct 152	Carmen Martin	8	100.00 %
	Write-Ins	0	0.00 %
	Total	8	
	Under-Votes	0	0.00 %
	Over-Votes	0	0.00 %
	Total Votes Cast	8	
Precinct 153	Carmen Martin	15	75.00 %
	Write-Ins	0	0.00 %
	Total	15	
	Under-Votes	5	25.00 %
	Over-Votes	0	0.00 %
	Total Votes Cast	20	
Precinct 155	Carmen Martin	186	82.67 %
	Write-Ins	2	0.89 %
	Total	188	
	Under-Votes	37	16.44 %
	Over-Votes	0	0.00 %
	Total Votes Cast	225	
Precinct 156	Carmen Martin	0	0 %
	Write-Ins	0	0 %
	Total	0	
	Under-Votes	0	0 %
	Over-Votes	0	0 %
	Total Votes Cast	0	
Precinct 161	Carmen Martin	255	91.40 %
	Write-Ins	2	0.72 %
	Total	257	
	Under-Votes	22	7.89 %
	Over-Votes	0	0.00 %
	Total Votes Cast	279	
Precinct 169	Carmen Martin	17	94.44 %
	Write-Ins	0	0.00 %
	Total	17	
	Under-Votes	1	5.56 %
	Over-Votes	0	0.00 %
	Total Votes Cast	18	

<u>Precinct</u>	<u>Candidate</u>	<u>Votes</u>	<u>Percent</u>
Philomath School District 17J - Zone 3			
Precinct 130	James Hermes	44	29.53 %
	Betsy Anderson	83	55.70 %
	Write-Ins	0	0.00 %
	Total	127	
	Under-Votes	22	14.77 %
	Over-Votes	0	0.00 %
	Total Votes Cast	149	
Precinct 132	James Hermes	62	33.16 %
	Betsy Anderson	105	56.15 %
	Write-Ins	0	0.00 %
	Total	167	
	Under-Votes	20	10.70 %
	Over-Votes	0	0.00 %
	Total Votes Cast	187	
Precinct 133	James Hermes	54	39.42 %
	Betsy Anderson	71	51.82 %
	Write-Ins	2	1.46 %
	Total	127	
	Under-Votes	10	7.30 %
	Over-Votes	0	0.00 %
	Total Votes Cast	137	
Precinct 138	James Hermes	23	23.00 %
	Betsy Anderson	48	48.00 %
	Write-Ins	0	0.00 %
	Total	71	
	Under-Votes	29	29.00 %
	Over-Votes	0	0.00 %
	Total Votes Cast	100	
Precinct 152	James Hermes	0	0.00 %
	Betsy Anderson	7	87.50 %
	Write-Ins	0	0.00 %
	Total	7	
	Under-Votes	1	12.50 %
	Over-Votes	0	0.00 %
	Total Votes Cast	8	
Precinct 153	James Hermes	5	25.00 %
	Betsy Anderson	12	60.00 %
	Write-Ins	0	0.00 %
	Total	17	
	Under-Votes	3	15.00 %
	Over-Votes	0	0.00 %
	Total Votes Cast	20	
Precinct 155	James Hermes	62	27.56 %
	Betsy Anderson	152	67.56 %
	Write-Ins	1	0.44 %
	Total	215	
	Under-Votes	10	4.44 %
	Over-Votes	0	0.00 %
	Total Votes Cast	225	
Precinct 156	James Hermes	0	0 %
	Betsy Anderson	0	0 %
	Write-Ins	0	0 %
	Total	0	
	Under-Votes	0	0 %
	Over-Votes	0	0 %
	Total Votes Cast	0	
Precinct 161	James Hermes	82	29.39 %
	Betsy Anderson	185	66.31 %
	Write-Ins	0	0.00 %
	Total	267	
	Under-Votes	12	4.30 %
	Over-Votes	0	0.00 %
	Total Votes Cast	279	

<u>Precinct</u>	<u>Candidate</u>	<u>Votes</u>	<u>Percent</u>
Precinct 169			
	James Hermes	3	16.67 %
	Betsy Anderson	13	72.22 %
	Write-Ins	0	0.00 %
	Total	16	
	Under-Votes	2	11.11 %
	Over-Votes	0	0.00 %
	Total Votes Cast	18	

<u>Precinct</u>	<u>Candidate</u>	<u>Votes</u>	<u>Percent</u>
Philomath School District 17J - Zone 4			
Precinct 130	Jodi Nelson	72	48.32 %
	Robert Plamondon	43	28.86 %
	Write-Ins	0	0.00 %
	Total	115	
	Under-Votes	34	22.82 %
	Over-Votes	0	0.00 %
	Total Votes Cast	149	
Precinct 132	Jodi Nelson	103	55.08 %
	Robert Plamondon	48	25.67 %
	Write-Ins	0	0.00 %
	Total	151	
	Under-Votes	36	19.25 %
	Over-Votes	0	0.00 %
	Total Votes Cast	187	
Precinct 133	Jodi Nelson	90	65.69 %
	Robert Plamondon	30	21.90 %
	Write-Ins	1	0.73 %
	Total	121	
	Under-Votes	16	11.68 %
	Over-Votes	0	0.00 %
	Total Votes Cast	137	
Precinct 138	Jodi Nelson	73	73.00 %
	Robert Plamondon	17	17.00 %
	Write-Ins	0	0.00 %
	Total	90	
	Under-Votes	10	10.00 %
	Over-Votes	0	0.00 %
	Total Votes Cast	100	
Precinct 152	Jodi Nelson	3	37.50 %
	Robert Plamondon	5	62.50 %
	Write-Ins	0	0.00 %
	Total	8	
	Under-Votes	0	0.00 %
	Over-Votes	0	0.00 %
	Total Votes Cast	8	
Precinct 153	Jodi Nelson	12	60.00 %
	Robert Plamondon	6	30.00 %
	Write-Ins	0	0.00 %
	Total	18	
	Under-Votes	2	10.00 %
	Over-Votes	0	0.00 %
	Total Votes Cast	20	
Precinct 155	Jodi Nelson	137	60.89 %
	Robert Plamondon	66	29.33 %
	Write-Ins	0	0.00 %
	Total	203	
	Under-Votes	22	9.78 %
	Over-Votes	0	0.00 %
	Total Votes Cast	225	
Precinct 156	Jodi Nelson	0	0 %
	Robert Plamondon	0	0 %
	Write-Ins	0	0 %
	Total	0	
	Under-Votes	0	0 %
	Over-Votes	0	0 %
	Total Votes Cast	0	
Precinct 161	Jodi Nelson	170	60.93 %
	Robert Plamondon	79	28.32 %
	Write-Ins	1	0.36 %
	Total	250	
	Under-Votes	29	10.39 %
	Over-Votes	0	0.00 %
	Total Votes Cast	279	

<u>Precinct</u>	<u>Candidate</u>	<u>Votes</u>	<u>Percent</u>
Precinct 169	Jodi Nelson	10	55.56 %
	Robert Plamondon	6	33.33 %
	Write-Ins	0	0.00 %
	Total	16	
	Under-Votes	2	11.11 %
	Over-Votes	0	0.00 %
	Total Votes Cast	18	

<u>Precinct</u>	<u>Candidate</u>	<u>Votes</u>	<u>Percent</u>
Adair Rural Fire Protection - Position 3			
Precinct 142	Dick Green	0	0 %
	Write-Ins	0	0 %
	Total	0	
	Under-Votes	0	0 %
	Over-Votes	0	0 %
	Total Votes Cast		
Precinct 148	Dick Green	115	79.31 %
	Write-Ins	1	0.69 %
	Total	116	
	Under-Votes	29	20.00 %
	Over-Votes	0	0.00 %
	Total Votes Cast	145	
Precinct 158	Dick Green	0	0.00 %
	Write-Ins	0	0.00 %
	Total	0	
	Under-Votes	1	100.00 %
	Over-Votes	0	0.00 %
	Total Votes Cast	1	
Precinct 159	Dick Green	26	78.79 %
	Write-Ins	2	6.06 %
	Total	28	
	Under-Votes	5	15.15 %
	Over-Votes	0	0.00 %
	Total Votes Cast	33	
Precinct 167	Dick Green	0	0 %
	Write-Ins	0	0 %
	Total	0	
	Under-Votes	0	0 %
	Over-Votes	0	0 %
	Total Votes Cast		
Adair Rural Fire Protection - Position 4			
Precinct 142	Mary E. Hardenbrook	0	0 %
	Write-Ins	0	0 %
	Total	0	
	Under-Votes	0	0 %
	Over-Votes	0	0 %
	Total Votes Cast		
Precinct 148	Mary E. Hardenbrook	116	80.00 %
	Write-Ins	0	0.00 %
	Total	116	
	Under-Votes	29	20.00 %
	Over-Votes	0	0.00 %
	Total Votes Cast	145	
Precinct 158	Mary E. Hardenbrook	0	0.00 %
	Write-Ins	0	0.00 %
	Total	0	
	Under-Votes	1	100.00 %
	Over-Votes	0	0.00 %
	Total Votes Cast	1	
Precinct 159	Mary E. Hardenbrook	26	78.79 %
	Write-Ins	0	0.00 %
	Total	26	
	Under-Votes	7	21.21 %
	Over-Votes	0	0.00 %
	Total Votes Cast	33	
Precinct 167	Mary E. Hardenbrook	0	0 %
	Write-Ins	0	0 %
	Total	0	
	Under-Votes	0	0 %
	Over-Votes	0	0 %
	Total Votes Cast		

<u>Precinct</u>	<u>Candidate</u>	<u>Votes</u>	<u>Percent</u>
Adair Rural Fire Protection - Position 5			
Precinct 142			
	Frances I. Harris	0	0 %
	Write-Ins	0	0 %
	Total	0	
	Under-Votes	0	0 %
	Over-Votes	0	0 %
	Total Votes Cast		
Precinct 148			
	Frances I. Harris	117	80.69 %
	Write-Ins	0	0.00 %
	Total	117	
	Under-Votes	28	19.31 %
	Over-Votes	0	0.00 %
	Total Votes Cast	145	
Precinct 158			
	Frances I. Harris	0	0.00 %
	Write-Ins	0	0.00 %
	Total	0	
	Under-Votes	1	100.00 %
	Over-Votes	0	0.00 %
	Total Votes Cast	1	
Precinct 159			
	Frances I. Harris	26	78.79 %
	Write-Ins	0	0.00 %
	Total	26	
	Under-Votes	7	21.21 %
	Over-Votes	0	0.00 %
	Total Votes Cast	33	
Precinct 167			
	Frances I. Harris	0	0 %
	Write-Ins	0	0 %
	Total	0	
	Under-Votes	0	0 %
	Over-Votes	0	0 %
	Total Votes Cast		
Alsea Rural Fire Protection - Position 1			
Precinct 137			
	Keith Wilson`	199	72.63 %
	Write-Ins	10	3.65 %
	Total	209	
	Under-Votes	63	22.99 %
	Over-Votes	2	0.73 %
	Total Votes Cast	274	
Alsea Rural Fire Protection - Position 2			
Precinct 137			
	Eric W. Lundgren	224	81.75 %
	Write-Ins	3	1.09 %
	Total	227	
	Under-Votes	47	17.15 %
	Over-Votes	0	0.00 %
	Total Votes Cast	274	
Alsea Rural Fire Protection - Position 3			
Precinct 137			
	Gary Haley	234	85.40 %
	Write-Ins	0	0.00 %
	Total	234	
	Under-Votes	40	14.60 %
	Over-Votes	0	0.00 %
	Total Votes Cast	274	

<u>Precinct</u>	<u>Candidate</u>	<u>Votes</u>	<u>Percent</u>
Blodgett-Summit RFPD - Position 3			
Precinct 130			
	Margaret Loraine Clark	0	0 %
	Write-Ins	0	0 %
	Total	0	
	Under-Votes	0	0 %
	Over-Votes	0	0 %
	Total Votes Cast		
Precinct 138			
	Margaret Loraine Clark	72	76.60 %
	Write-Ins	3	3.19 %
	Total	75	
	Under-Votes	19	20.21 %
	Over-Votes	0	0.00 %
	Total Votes Cast	94	
Blodgett-Summit RFPD - Position 4			
Precinct 130			
	Jim Lannan	0	0 %
	Write-Ins	0	0 %
	Total	0	
	Under-Votes	0	0 %
	Over-Votes	0	0 %
	Total Votes Cast		
Precinct 138			
	Jim Lannan	78	82.98 %
	Write-Ins	2	2.13 %
	Total	80	
	Under-Votes	14	14.89 %
	Over-Votes	0	0.00 %
	Total Votes Cast	94	
Blodgett-Summit RFPD - Position 5			
Precinct 130			
	T. Paul Adams	0	0 %
	Write-Ins	0	0 %
	Total	0	
	Under-Votes	0	0 %
	Over-Votes	0	0 %
	Total Votes Cast		
Precinct 138			
	T. Paul Adams	85	90.43 %
	Write-Ins	0	0.00 %
	Total	85	
	Under-Votes	9	9.57 %
	Over-Votes	0	0.00 %
	Total Votes Cast	94	

<u>Precinct</u>	<u>Candidate</u>	<u>Votes</u>	<u>Percent</u>
Corvallis Rural Fire Protection - Pos 1			
Precinct 131	Tom Nelson	2	66.67 %
	Write-Ins	0	0.00 %
	Total	2	
	Under-Votes	1	33.33 %
	Over-Votes	0	0.00 %
	Total Votes Cast	3	
Precinct 136	Tom Nelson	60	66.67 %
	Write-Ins	0	0.00 %
	Total	60	
	Under-Votes	30	33.33 %
	Over-Votes	0	0.00 %
	Total Votes Cast	90	
Precinct 139	Tom Nelson	117	75.97 %
	Write-Ins	1	0.65 %
	Total	118	
	Under-Votes	36	23.38 %
	Over-Votes	0	0.00 %
	Total Votes Cast	154	
Precinct 142	Tom Nelson	159	67.09 %
	Write-Ins	1	0.42 %
	Total	160	
	Under-Votes	77	32.49 %
	Over-Votes	0	0.00 %
	Total Votes Cast	237	
Precinct 145	Tom Nelson	57	77.03 %
	Write-Ins	0	0.00 %
	Total	57	
	Under-Votes	17	22.97 %
	Over-Votes	0	0.00 %
	Total Votes Cast	74	
Precinct 146	Tom Nelson	15	88.24 %
	Write-Ins	1	5.88 %
	Total	16	
	Under-Votes	1	5.88 %
	Over-Votes	0	0.00 %
	Total Votes Cast	17	
Precinct 147	Tom Nelson	40	61.54 %
	Write-Ins	0	0.00 %
	Total	40	
	Under-Votes	25	38.46 %
	Over-Votes	0	0.00 %
	Total Votes Cast	65	
Precinct 152	Tom Nelson	116	67.44 %
	Write-Ins	1	0.58 %
	Total	117	
	Under-Votes	55	31.98 %
	Over-Votes	0	0.00 %
	Total Votes Cast	172	
Precinct 154	Tom Nelson	0	0 %
	Write-Ins	0	0 %
	Total	0	
	Under-Votes	0	0 %
	Over-Votes	0	0 %
	Total Votes Cast	0	
Precinct 156	Tom Nelson	12	63.16 %
	Write-Ins	1	5.26 %
	Total	13	
	Under-Votes	6	31.58 %
	Over-Votes	0	0.00 %
	Total Votes Cast	19	
Precinct 157	Tom Nelson	29	54.72 %
	Write-Ins	0	0.00 %
	Total	29	
	Under-Votes	24	45.28 %
	Over-Votes	0	0.00 %
	Total Votes Cast	53	

<u>Precinct</u>	<u>Candidate</u>	<u>Votes</u>	<u>Percent</u>
Precinct 158	Tom Nelson	82	75.23 %
	Write-Ins	0	0.00 %
	Total	82	
	Under-Votes	27	24.77 %
	Over-Votes	0	0.00 %
	Total Votes Cast	109	
Precinct 167	Tom Nelson	76	69.09 %
	Write-Ins	0	0.00 %
	Total	76	
	Under-Votes	34	30.91 %
	Over-Votes	0	0.00 %
	Total Votes Cast	110	
Precinct 168	Tom Nelson	141	71.94 %
	Write-Ins	1	0.51 %
	Total	142	
	Under-Votes	54	27.55 %
	Over-Votes	0	0.00 %
	Total Votes Cast	196	

<u>Precinct</u>	<u>Candidate</u>	<u>Votes</u>	<u>Percent</u>
Corvallis Rural Fire Protection - Pos 2			
Precinct 131	William H. Albright	2	66.67 %
	Write-Ins	0	0.00 %
	Total	2	
	Under-Votes	1	33.33 %
	Over-Votes	0	0.00 %
	Total Votes Cast	3	
Precinct 136	William H. Albright	62	68.89 %
	Write-Ins	0	0.00 %
	Total	62	
	Under-Votes	28	31.11 %
	Over-Votes	0	0.00 %
	Total Votes Cast	90	
Precinct 139	William H. Albright	117	75.97 %
	Write-Ins	0	0.00 %
	Total	117	
	Under-Votes	37	24.03 %
	Over-Votes	0	0.00 %
	Total Votes Cast	154	
Precinct 142	William H. Albright	157	66.24 %
	Write-Ins	1	0.42 %
	Total	158	
	Under-Votes	79	33.33 %
	Over-Votes	0	0.00 %
	Total Votes Cast	237	
Precinct 145	William H. Albright	57	77.03 %
	Write-Ins	0	0.00 %
	Total	57	
	Under-Votes	17	22.97 %
	Over-Votes	0	0.00 %
	Total Votes Cast	74	
Precinct 146	William H. Albright	15	88.24 %
	Write-Ins	1	5.88 %
	Total	16	
	Under-Votes	1	5.88 %
	Over-Votes	0	0.00 %
	Total Votes Cast	17	
Precinct 147	William H. Albright	43	66.15 %
	Write-Ins	0	0.00 %
	Total	43	
	Under-Votes	22	33.85 %
	Over-Votes	0	0.00 %
	Total Votes Cast	65	
Precinct 152	William H. Albright	115	66.86 %
	Write-Ins	0	0.00 %
	Total	115	
	Under-Votes	57	33.14 %
	Over-Votes	0	0.00 %
	Total Votes Cast	172	
Precinct 154	William H. Albright	0	0 %
	Write-Ins	0	0 %
	Total	0	
	Under-Votes	0	0 %
	Over-Votes	0	0 %
	Total Votes Cast	0	
Precinct 156	William H. Albright	14	73.68 %
	Write-Ins	1	5.26 %
	Total	15	
	Under-Votes	4	21.05 %
	Over-Votes	0	0.00 %
	Total Votes Cast	19	
Precinct 157	William H. Albright	35	66.04 %
	Write-Ins	0	0.00 %
	Total	35	
	Under-Votes	18	33.96 %
	Over-Votes	0	0.00 %
	Total Votes Cast	53	

<u>Precinct</u>	<u>Candidate</u>	<u>Votes</u>	<u>Percent</u>
Precinct 158	William H. Albright	80	73.39 %
	Write-Ins	0	0.00 %
	Total	80	
	Under-Votes	29	26.61 %
	Over-Votes	0	0.00 %
	Total Votes Cast	109	
Precinct 167	William H. Albright	72	65.45 %
	Write-Ins	0	0.00 %
	Total	72	
	Under-Votes	38	34.55 %
	Over-Votes	0	0.00 %
	Total Votes Cast	110	
Precinct 168	William H. Albright	135	68.88 %
	Write-Ins	1	0.51 %
	Total	136	
	Under-Votes	60	30.61 %
	Over-Votes	0	0.00 %
	Total Votes Cast	196	

<u>Precinct</u>	<u>Candidate</u>	<u>Votes</u>	<u>Percent</u>
Corvallis Rural Fire Protection - Pos 4			
Precinct 131	George Mears	2	66.67 %
	Write-Ins	0	0.00 %
	Total	2	
	Under-Votes	1	33.33 %
	Over-Votes	0	0.00 %
	Total Votes Cast	3	
Precinct 136	George Mears	60	66.67 %
	Write-Ins	0	0.00 %
	Total	60	
	Under-Votes	30	33.33 %
	Over-Votes	0	0.00 %
	Total Votes Cast	90	
Precinct 139	George Mears	117	75.97 %
	Write-Ins	0	0.00 %
	Total	117	
	Under-Votes	37	24.03 %
	Over-Votes	0	0.00 %
	Total Votes Cast	154	
Precinct 142	George Mears	165	69.62 %
	Write-Ins	2	0.84 %
	Total	167	
	Under-Votes	70	29.54 %
	Over-Votes	0	0.00 %
	Total Votes Cast	237	
Precinct 145	George Mears	58	78.38 %
	Write-Ins	0	0.00 %
	Total	58	
	Under-Votes	16	21.62 %
	Over-Votes	0	0.00 %
	Total Votes Cast	74	
Precinct 146	George Mears	15	88.24 %
	Write-Ins	1	5.88 %
	Total	16	
	Under-Votes	1	5.88 %
	Over-Votes	0	0.00 %
	Total Votes Cast	17	
Precinct 147	George Mears	41	63.08 %
	Write-Ins	0	0.00 %
	Total	41	
	Under-Votes	24	36.92 %
	Over-Votes	0	0.00 %
	Total Votes Cast	65	
Precinct 152	George Mears	115	66.86 %
	Write-Ins	2	1.16 %
	Total	117	
	Under-Votes	55	31.98 %
	Over-Votes	0	0.00 %
	Total Votes Cast	172	
Precinct 154	George Mears	0	0 %
	Write-Ins	0	0 %
	Total	0	
	Under-Votes	0	0 %
	Over-Votes	0	0 %
	Total Votes Cast	0	
Precinct 156	George Mears	12	63.16 %
	Write-Ins	1	5.26 %
	Total	13	
	Under-Votes	6	31.58 %
	Over-Votes	0	0.00 %
	Total Votes Cast	19	
Precinct 157	George Mears	36	67.92 %
	Write-Ins	0	0.00 %
	Total	36	
	Under-Votes	17	32.08 %
	Over-Votes	0	0.00 %
	Total Votes Cast	53	

<u>Precinct</u>	<u>Candidate</u>	<u>Votes</u>	<u>Percent</u>
Precinct 158	George Mears	81	74.31 %
	Write-Ins	0	0.00 %
	Total	81	
	Under-Votes	28	25.69 %
	Over-Votes	0	0.00 %
	Total Votes Cast	109	
Precinct 167	George Mears	85	77.27 %
	Write-Ins	1	0.91 %
	Total	86	
	Under-Votes	24	21.82 %
	Over-Votes	0	0.00 %
	Total Votes Cast	110	
Precinct 168	George Mears	142	72.45 %
	Write-Ins	1	0.51 %
	Total	143	
	Under-Votes	53	27.04 %
	Over-Votes	0	0.00 %
	Total Votes Cast	196	

<u>Precinct</u>	<u>Candidate</u>	<u>Votes</u>	<u>Percent</u>
Hoskins-Kings RFPD - Position 3			
Precinct 130	Jane Brandenburg	54	88.52 %
	Write-Ins	1	1.64 %
	Total	55	
	Under-Votes	6	9.84 %
	Over-Votes	0	0.00 %
	Total Votes Cast	61	
Hoskins-Kings RFPD - Position 4			
Precinct 130	Betsy Boren	54	88.52 %
	Write-Ins	0	0.00 %
	Total	54	
	Under-Votes	7	11.48 %
	Over-Votes	0	0.00 %
	Total Votes Cast	61	
Hoskins-Kings RFPD - Position 5			
Precinct 130	No Declared Candidates	0	0.00 %
	Write-Ins	16	26.23 %
	Total	16	
	Under-Votes	45	73.77 %
	Over-Votes	0	0.00 %
	Total Votes Cast	61	
Monroe Rural Fire Protection-Position 1			
Precinct 140	Chester Crowson	173	88.72 %
	Write-Ins	10	5.13 %
	Total	183	
	Under-Votes	12	6.15 %
	Over-Votes	0	0.00 %
	Total Votes Cast	195	
Precinct 141	Chester Crowson	0	0 %
	Write-Ins	0	0 %
	Total	0	
	Under-Votes	0	0 %
	Over-Votes	0	0 %
	Total Votes Cast	0	
Precinct 149	Chester Crowson	39	88.64 %
	Write-Ins	0	0.00 %
	Total	39	
	Under-Votes	5	11.36 %
	Over-Votes	0	0.00 %
	Total Votes Cast	44	
Precinct 150	Chester Crowson	30	90.91 %
	Write-Ins	0	0.00 %
	Total	30	
	Under-Votes	3	9.09 %
	Over-Votes	0	0.00 %
	Total Votes Cast	33	
Precinct 151	Chester Crowson	72	86.75 %
	Write-Ins	3	3.61 %
	Total	75	
	Under-Votes	8	9.64 %
	Over-Votes	0	0.00 %
	Total Votes Cast	83	
Precinct 154	Chester Crowson	4	100.00 %
	Write-Ins	0	0.00 %
	Total	4	
	Under-Votes	0	0.00 %
	Over-Votes	0	0.00 %
	Total Votes Cast	4	

<u>Precinct</u>	<u>Candidate</u>	<u>Votes</u>	<u>Percent</u>
Monroe Rural Fire Protection-Position 4			
Precinct 140	Dave Rainey	177	90.77 %
	Write-Ins	5	2.56 %
	Total	182	
	Under-Votes	13	6.67 %
	Over-Votes	0	0.00 %
	Total Votes Cast	195	
Precinct 141	Dave Rainey	0	0 %
	Write-Ins	0	0 %
	Total	0	
	Under-Votes	0	0 %
	Over-Votes	0	0 %
	Total Votes Cast		
Precinct 149	Dave Rainey	43	97.73 %
	Write-Ins	0	0.00 %
	Total	43	
	Under-Votes	1	2.27 %
	Over-Votes	0	0.00 %
	Total Votes Cast	44	
Precinct 150	Dave Rainey	33	100.00 %
	Write-Ins	0	0.00 %
	Total	33	
	Under-Votes	0	0.00 %
	Over-Votes	0	0.00 %
	Total Votes Cast	33	
Precinct 151	Dave Rainey	76	91.57 %
	Write-Ins	2	2.41 %
	Total	78	
	Under-Votes	5	6.02 %
	Over-Votes	0	0.00 %
	Total Votes Cast	83	
Precinct 154	Dave Rainey	4	100.00 %
	Write-Ins	0	0.00 %
	Total	4	
	Under-Votes	0	0.00 %
	Over-Votes	0	0.00 %
	Total Votes Cast	4	

<u>Precinct</u>	<u>Candidate</u>	<u>Votes</u>	<u>Percent</u>
Monroe Rural Fire Protection-Position 5			
Precinct 140	Kenneth W. Oakes	179	91.79 %
	Write-Ins	6	3.08 %
	Total	185	
	Under-Votes	10	5.13 %
	Over-Votes	0	0.00 %
	Total Votes Cast	195	
Precinct 141	Kenneth W. Oakes	0	0 %
	Write-Ins	0	0 %
	Total	0	
	Under-Votes	0	0 %
	Over-Votes	0	0 %
	Total Votes Cast		
Precinct 149	Kenneth W. Oakes	44	100.00 %
	Write-Ins	0	0.00 %
	Total	44	
	Under-Votes	0	0.00 %
	Over-Votes	0	0.00 %
	Total Votes Cast	44	
Precinct 150	Kenneth W. Oakes	33	100.00 %
	Write-Ins	0	0.00 %
	Total	33	
	Under-Votes	0	0.00 %
	Over-Votes	0	0.00 %
	Total Votes Cast	33	
Precinct 151	Kenneth W. Oakes	76	91.57 %
	Write-Ins	1	1.20 %
	Total	77	
	Under-Votes	6	7.23 %
	Over-Votes	0	0.00 %
	Total Votes Cast	83	
Precinct 154	Kenneth W. Oakes	4	100.00 %
	Write-Ins	0	0.00 %
	Total	4	
	Under-Votes	0	0.00 %
	Over-Votes	0	0.00 %
	Total Votes Cast	4	

<u>Precinct</u>	<u>Candidate</u>	<u>Votes</u>	<u>Percent</u>
North Albany RFPD - Position 1			
Precinct 134	Wesley B. Price	10	83.33 %
	Write-Ins	0	0.00 %
	Total	10	
	Under-Votes	2	16.67 %
	Over-Votes	0	0.00 %
	Total Votes Cast	12	
Precinct 135	Wesley B. Price	58	89.23 %
	Write-Ins	0	0.00 %
	Total	58	
	Under-Votes	7	10.77 %
	Over-Votes	0	0.00 %
	Total Votes Cast	65	
Precinct 139	Wesley B. Price	2	100.00 %
	Write-Ins	0	0.00 %
	Total	2	
	Under-Votes	0	0.00 %
	Over-Votes	0	0.00 %
	Total Votes Cast	2	
Precinct 143	Wesley B. Price	7	87.50 %
	Write-Ins	0	0.00 %
	Total	7	
	Under-Votes	1	12.50 %
	Over-Votes	0	0.00 %
	Total Votes Cast	8	
Precinct 144	Wesley B. Price	55	88.71 %
	Write-Ins	0	0.00 %
	Total	55	
	Under-Votes	7	11.29 %
	Over-Votes	0	0.00 %
	Total Votes Cast	62	
Precinct 158	Wesley B. Price	4	57.14 %
	Write-Ins	0	0.00 %
	Total	4	
	Under-Votes	3	42.86 %
	Over-Votes	0	0.00 %
	Total Votes Cast	7	
Precinct 163	Wesley B. Price	3	100.00 %
	Write-Ins	0	0.00 %
	Total	3	
	Under-Votes	0	0.00 %
	Over-Votes	0	0.00 %
	Total Votes Cast	3	

<u>Precinct</u>	<u>Candidate</u>	<u>Votes</u>	<u>Percent</u>
North Albany RFPD - Position 2			
Precinct 134	Mike McLain	11	91.67 %
	Write-Ins	0	0.00 %
	Total	11	
	Under-Votes	1	8.33 %
	Over-Votes	0	0.00 %
	Total Votes Cast	12	
Precinct 135	Mike McLain	53	81.54 %
	Write-Ins	0	0.00 %
	Total	53	
	Under-Votes	12	18.46 %
	Over-Votes	0	0.00 %
	Total Votes Cast	65	
Precinct 139	Mike McLain	2	100.00 %
	Write-Ins	0	0.00 %
	Total	2	
	Under-Votes	0	0.00 %
	Over-Votes	0	0.00 %
	Total Votes Cast	2	
Precinct 143	Mike McLain	7	87.50 %
	Write-Ins	0	0.00 %
	Total	7	
	Under-Votes	1	12.50 %
	Over-Votes	0	0.00 %
	Total Votes Cast	8	
Precinct 144	Mike McLain	53	85.48 %
	Write-Ins	0	0.00 %
	Total	53	
	Under-Votes	9	14.52 %
	Over-Votes	0	0.00 %
	Total Votes Cast	62	
Precinct 158	Mike McLain	4	57.14 %
	Write-Ins	0	0.00 %
	Total	4	
	Under-Votes	3	42.86 %
	Over-Votes	0	0.00 %
	Total Votes Cast	7	
Precinct 163	Mike McLain	3	100.00 %
	Write-Ins	0	0.00 %
	Total	3	
	Under-Votes	0	0.00 %
	Over-Votes	0	0.00 %
	Total Votes Cast	3	

<u>Precinct</u>	<u>Candidate</u>	<u>Votes</u>	<u>Percent</u>
Palastine Rural Fire Protection - Pos 1			
Precinct 144	No Declared Candidates	0	0.00 %
	Write-Ins	12	13.79 %
	Total	12	
	Under-Votes	75	86.21 %
	Over-Votes	0	0.00 %
	Total Votes Cast	87	
Precinct 148	No Declared Candidates	0	0.00 %
	Write-Ins	2	66.67 %
	Total	2	
	Under-Votes	1	33.33 %
	Over-Votes	0	0.00 %
	Total Votes Cast	3	
Precinct 158	No Declared Candidates	0	0.00 %
	Write-Ins	0	0.00 %
	Total	0	
	Under-Votes	12	100.00 %
	Over-Votes	0	0.00 %
	Total Votes Cast	12	
Precinct 160	No Declared Candidates	0	0.00 %
	Write-Ins	2	66.67 %
	Total	2	
	Under-Votes	1	33.33 %
	Over-Votes	0	0.00 %
	Total Votes Cast	3	
Palastine Rural Fire Protection - Pos 2			
Precinct 144	Roger Biegel	78	89.66 %
	Write-Ins	0	0.00 %
	Total	78	
	Under-Votes	9	10.34 %
	Over-Votes	0	0.00 %
	Total Votes Cast	87	
Precinct 148	Roger Biegel	3	100.00 %
	Write-Ins	0	0.00 %
	Total	3	
	Under-Votes	0	0.00 %
	Over-Votes	0	0.00 %
	Total Votes Cast	3	
Precinct 158	Roger Biegel	12	100.00 %
	Write-Ins	0	0.00 %
	Total	12	
	Under-Votes	0	0.00 %
	Over-Votes	0	0.00 %
	Total Votes Cast	12	
Precinct 160	Roger Biegel	3	100.00 %
	Write-Ins	0	0.00 %
	Total	3	
	Under-Votes	0	0.00 %
	Over-Votes	0	0.00 %
	Total Votes Cast	3	

<u>Precinct</u>	<u>Candidate</u>	<u>Votes</u>	<u>Percent</u>
Palestine Rural Fire Protection - Pos 5			
Precinct 144	Wayne Henneck	77	88.51 %
	Write-Ins	0	0.00 %
	Total	77	
	Under-Votes	10	11.49 %
	Over-Votes	0	0.00 %
	Total Votes Cast	87	
Precinct 148	Wayne Henneck	3	100.00 %
	Write-Ins	0	0.00 %
	Total	3	
	Under-Votes	0	0.00 %
	Over-Votes	0	0.00 %
	Total Votes Cast	3	
Precinct 158	Wayne Henneck	11	91.67 %
	Write-Ins	0	0.00 %
	Total	11	
	Under-Votes	1	8.33 %
	Over-Votes	0	0.00 %
	Total Votes Cast	12	
Precinct 160	Wayne Henneck	3	100.00 %
	Write-Ins	0	0.00 %
	Total	3	
	Under-Votes	0	0.00 %
	Over-Votes	0	0.00 %
	Total Votes Cast	3	

<u>Precinct</u>	<u>Candidate</u>	<u>Votes</u>	<u>Percent</u>
Philomath Rural Fire Protection - Pos 1			
Precinct 130	Mark J. Foster	30	35.29 %
	Tom Ries	32	37.65 %
	Write-Ins	0	0.00 %
	Total	62	
	Under-Votes	23	27.06 %
	Over-Votes	0	0.00 %
	Total Votes Cast	85	
Precinct 131	Mark J. Foster	13	46.43 %
	Tom Ries	6	21.43 %
	Write-Ins	1	3.57 %
	Total	20	
	Under-Votes	8	28.57 %
	Over-Votes	0	0.00 %
	Total Votes Cast	28	
Precinct 132	Mark J. Foster	62	39.74 %
	Tom Ries	63	40.38 %
	Write-Ins	0	0.00 %
	Total	125	
	Under-Votes	30	19.23 %
	Over-Votes	1	0.64 %
	Total Votes Cast	156	
Precinct 133	Mark J. Foster	48	35.04 %
	Tom Ries	64	46.72 %
	Write-Ins	1	0.73 %
	Total	113	
	Under-Votes	23	16.79 %
	Over-Votes	1	0.73 %
	Total Votes Cast	137	
Precinct 136	Mark J. Foster	0	0 %
	Tom Ries	0	0 %
	Write-Ins	0	0 %
	Total	0	
	Under-Votes	0	0 %
	Over-Votes	0	0 %
	Total Votes Cast	0	
Precinct 141	Mark J. Foster	1	25.00 %
	Tom Ries	3	75.00 %
	Write-Ins	0	0.00 %
	Total	4	
	Under-Votes	0	0.00 %
	Over-Votes	0	0.00 %
	Total Votes Cast	4	
Precinct 145	Mark J. Foster	0	0 %
	Tom Ries	0	0 %
	Write-Ins	0	0 %
	Total	0	
	Under-Votes	0	0 %
	Over-Votes	0	0 %
	Total Votes Cast	0	
Precinct 152	Mark J. Foster	7	87.50 %
	Tom Ries	1	12.50 %
	Write-Ins	0	0.00 %
	Total	8	
	Under-Votes	0	0.00 %
	Over-Votes	0	0.00 %
	Total Votes Cast	8	
Precinct 153	Mark J. Foster	8	40.00 %
	Tom Ries	5	25.00 %
	Write-Ins	0	0.00 %
	Total	13	
	Under-Votes	7	35.00 %
	Over-Votes	0	0.00 %
	Total Votes Cast	20	

<u>Precinct</u>	<u>Candidate</u>	<u>Votes</u>	<u>Percent</u>
Precinct 154	Mark J. Foster	54	32.34 %
	Tom Ries	50	29.94 %
	Write-Ins	2	1.20 %
	Total	106	
	Under-Votes	60	35.93 %
	Over-Votes	1	0.60 %
	Total Votes Cast	167	
Precinct 155	Mark J. Foster	89	40.64 %
	Tom Ries	91	41.55 %
	Write-Ins	1	0.46 %
	Total	181	
	Under-Votes	38	17.35 %
	Over-Votes	0	0.00 %
	Total Votes Cast	219	
Precinct 156	Mark J. Foster	18	35.29 %
	Tom Ries	14	27.45 %
	Write-Ins	0	0.00 %
	Total	32	
	Under-Votes	19	37.25 %
	Over-Votes	0	0.00 %
	Total Votes Cast	51	
Precinct 161	Mark J. Foster	117	41.94 %
	Tom Ries	127	45.52 %
	Write-Ins	0	0.00 %
	Total	244	
	Under-Votes	35	12.54 %
	Over-Votes	0	0.00 %
	Total Votes Cast	279	
Precinct 169	Mark J. Foster	9	50.00 %
	Tom Ries	8	44.44 %
	Write-Ins	0	0.00 %
	Total	17	
	Under-Votes	1	5.56 %
	Over-Votes	0	0.00 %
	Total Votes Cast	18	

<u>Precinct</u>	<u>Candidate</u>	<u>Votes</u>	<u>Percent</u>
Philomath Rural Fire Protection - Pos 2			
Precinct 130	Maggie Sweetin	63	74.12 %
	Write-Ins	0	0.00 %
	Total	63	
	Under-Votes	22	25.88 %
	Over-Votes	0	0.00 %
	Total Votes Cast	85	
Precinct 131	Maggie Sweetin	17	60.71 %
	Write-Ins	1	3.57 %
	Total	18	
	Under-Votes	10	35.71 %
	Over-Votes	0	0.00 %
	Total Votes Cast	28	
Precinct 132	Maggie Sweetin	107	68.59 %
	Write-Ins	1	0.64 %
	Total	108	
	Under-Votes	48	30.77 %
	Over-Votes	0	0.00 %
	Total Votes Cast	156	
Precinct 133	Maggie Sweetin	110	80.29 %
	Write-Ins	1	0.73 %
	Total	111	
	Under-Votes	26	18.98 %
	Over-Votes	0	0.00 %
	Total Votes Cast	137	
Precinct 136	Maggie Sweetin	0	0 %
	Write-Ins	0	0 %
	Total	0	
	Under-Votes	0	0 %
	Over-Votes	0	0 %
	Total Votes Cast	0	
Precinct 141	Maggie Sweetin	3	75.00 %
	Write-Ins	0	0.00 %
	Total	3	
	Under-Votes	1	25.00 %
	Over-Votes	0	0.00 %
	Total Votes Cast	4	
Precinct 145	Maggie Sweetin	0	0 %
	Write-Ins	0	0 %
	Total	0	
	Under-Votes	0	0 %
	Over-Votes	0	0 %
	Total Votes Cast	0	
Precinct 152	Maggie Sweetin	7	87.50 %
	Write-Ins	0	0.00 %
	Total	7	
	Under-Votes	1	12.50 %
	Over-Votes	0	0.00 %
	Total Votes Cast	8	
Precinct 153	Maggie Sweetin	15	75.00 %
	Write-Ins	0	0.00 %
	Total	15	
	Under-Votes	5	25.00 %
	Over-Votes	0	0.00 %
	Total Votes Cast	20	
Precinct 154	Maggie Sweetin	118	70.66 %
	Write-Ins	4	2.40 %
	Total	122	
	Under-Votes	45	26.95 %
	Over-Votes	0	0.00 %
	Total Votes Cast	167	
Precinct 155	Maggie Sweetin	168	76.71 %
	Write-Ins	7	3.20 %
	Total	175	
	Under-Votes	43	19.63 %
	Over-Votes	1	0.46 %
	Total Votes Cast	219	

<u>Precinct</u>	<u>Candidate</u>	<u>Votes</u>	<u>Percent</u>
Precinct 156	Maggie Sweetin	36	70.59 %
	Write-Ins	0	0.00 %
	Total	36	
	Under-Votes	15	29.41 %
	Over-Votes	0	0.00 %
	Total Votes Cast	51	
Precinct 161	Maggie Sweetin	220	78.85 %
	Write-Ins	1	0.36 %
	Total	221	
	Under-Votes	58	20.79 %
	Over-Votes	0	0.00 %
	Total Votes Cast	279	
Precinct 169	Maggie Sweetin	14	77.78 %
	Write-Ins	0	0.00 %
	Total	14	
	Under-Votes	4	22.22 %
	Over-Votes	0	0.00 %
	Total Votes Cast	18	

<u>Precinct</u>	<u>Candidate</u>	<u>Votes</u>	<u>Percent</u>
Philomath Rural Fire Protection - Pos 3			
Precinct 130	Patrick Wills	62	72.94 %
	Write-Ins	0	0.00 %
	Total	62	
	Under-Votes	23	27.06 %
	Over-Votes	0	0.00 %
	Total Votes Cast	85	
Precinct 131	Patrick Wills	16	57.14 %
	Write-Ins	1	3.57 %
	Total	17	
	Under-Votes	11	39.29 %
	Over-Votes	0	0.00 %
	Total Votes Cast	28	
Precinct 132	Patrick Wills	107	68.59 %
	Write-Ins	2	1.28 %
	Total	109	
	Under-Votes	47	30.13 %
	Over-Votes	0	0.00 %
	Total Votes Cast	156	
Precinct 133	Patrick Wills	110	80.29 %
	Write-Ins	2	1.46 %
	Total	112	
	Under-Votes	25	18.25 %
	Over-Votes	0	0.00 %
	Total Votes Cast	137	
Precinct 136	Patrick Wills	0	0 %
	Write-Ins	0	0 %
	Total	0	
	Under-Votes	0	0 %
	Over-Votes	0	0 %
	Total Votes Cast	0	
Precinct 141	Patrick Wills	3	75.00 %
	Write-Ins	0	0.00 %
	Total	3	
	Under-Votes	1	25.00 %
	Over-Votes	0	0.00 %
	Total Votes Cast	4	
Precinct 145	Patrick Wills	0	0 %
	Write-Ins	0	0 %
	Total	0	
	Under-Votes	0	0 %
	Over-Votes	0	0 %
	Total Votes Cast	0	
Precinct 152	Patrick Wills	7	87.50 %
	Write-Ins	0	0.00 %
	Total	7	
	Under-Votes	1	12.50 %
	Over-Votes	0	0.00 %
	Total Votes Cast	8	
Precinct 153	Patrick Wills	13	65.00 %
	Write-Ins	0	0.00 %
	Total	13	
	Under-Votes	7	35.00 %
	Over-Votes	0	0.00 %
	Total Votes Cast	20	
Precinct 154	Patrick Wills	111	66.47 %
	Write-Ins	4	2.40 %
	Total	115	
	Under-Votes	52	31.14 %
	Over-Votes	0	0.00 %
	Total Votes Cast	167	
Precinct 155	Patrick Wills	172	78.54 %
	Write-Ins	0	0.00 %
	Total	172	
	Under-Votes	47	21.46 %
	Over-Votes	0	0.00 %
	Total Votes Cast	219	

<u>Precinct</u>	<u>Candidate</u>	<u>Votes</u>	<u>Percent</u>
Precinct 156	Patrick Wills	34	66.67 %
	Write-Ins	0	0.00 %
	Total	34	
	Under-Votes	17	33.33 %
	Over-Votes	0	0.00 %
	Total Votes Cast	51	
Precinct 161	Patrick Wills	212	75.99 %
	Write-Ins	2	0.72 %
	Total	214	
	Under-Votes	65	23.30 %
	Over-Votes	0	0.00 %
	Total Votes Cast	279	
Precinct 169	Patrick Wills	14	77.78 %
	Write-Ins	0	0.00 %
	Total	14	
	Under-Votes	4	22.22 %
	Over-Votes	0	0.00 %
	Total Votes Cast	18	

<u>Precinct</u>	<u>Candidate</u>	<u>Votes</u>	<u>Percent</u>
Philomath Rural Fire Protection - Pos 5			
Precinct 130	J. Reed Glasmann	59	69.41 %
	Write-Ins	0	0.00 %
	Total	59	
	Under-Votes	26	30.59 %
	Over-Votes	0	0.00 %
	Total Votes Cast	85	
Precinct 131	J. Reed Glasmann	15	53.57 %
	Write-Ins	1	3.57 %
	Total	16	
	Under-Votes	12	42.86 %
	Over-Votes	0	0.00 %
	Total Votes Cast	28	
Precinct 132	J. Reed Glasmann	107	68.59 %
	Write-Ins	3	1.92 %
	Total	110	
	Under-Votes	46	29.49 %
	Over-Votes	0	0.00 %
	Total Votes Cast	156	
Precinct 133	J. Reed Glasmann	113	82.48 %
	Write-Ins	2	1.46 %
	Total	115	
	Under-Votes	22	16.06 %
	Over-Votes	0	0.00 %
	Total Votes Cast	137	
Precinct 136	J. Reed Glasmann	0	0 %
	Write-Ins	0	0 %
	Total	0	
	Under-Votes	0	0 %
	Over-Votes	0	0 %
	Total Votes Cast	0	
Precinct 141	J. Reed Glasmann	3	75.00 %
	Write-Ins	0	0.00 %
	Total	3	
	Under-Votes	1	25.00 %
	Over-Votes	0	0.00 %
	Total Votes Cast	4	
Precinct 145	J. Reed Glasmann	0	0 %
	Write-Ins	0	0 %
	Total	0	
	Under-Votes	0	0 %
	Over-Votes	0	0 %
	Total Votes Cast	0	
Precinct 152	J. Reed Glasmann	7	87.50 %
	Write-Ins	0	0.00 %
	Total	7	
	Under-Votes	1	12.50 %
	Over-Votes	0	0.00 %
	Total Votes Cast	8	
Precinct 153	J. Reed Glasmann	13	65.00 %
	Write-Ins	0	0.00 %
	Total	13	
	Under-Votes	7	35.00 %
	Over-Votes	0	0.00 %
	Total Votes Cast	20	
Precinct 154	J. Reed Glasmann	112	67.07 %
	Write-Ins	3	1.80 %
	Total	115	
	Under-Votes	52	31.14 %
	Over-Votes	0	0.00 %
	Total Votes Cast	167	
Precinct 155	J. Reed Glasmann	173	79.00 %
	Write-Ins	0	0.00 %
	Total	173	
	Under-Votes	46	21.00 %
	Over-Votes	0	0.00 %
	Total Votes Cast	219	

<u>Precinct</u>	<u>Candidate</u>	<u>Votes</u>	<u>Percent</u>
Precinct 156	J. Reed Glasmann	36	70.59 %
	Write-Ins	0	0.00 %
	Total	36	
	Under-Votes	15	29.41 %
	Over-Votes	0	0.00 %
	Total Votes Cast	51	
Precinct 161	J. Reed Glasmann	218	78.14 %
	Write-Ins	0	0.00 %
	Total	218	
	Under-Votes	61	21.86 %
	Over-Votes	0	0.00 %
	Total Votes Cast	279	
Precinct 169	J. Reed Glasmann	14	77.78 %
	Write-Ins	0	0.00 %
	Total	14	
	Under-Votes	4	22.22 %
	Over-Votes	0	0.00 %
	Total Votes Cast	18	

<u>Precinct</u>	<u>Candidate</u>	<u>Votes</u>	<u>Percent</u>
Junction City Water Control - Position 4			
Precinct 140			
	Merle Tish	25	89.29 %
	Write-Ins	0	0.00 %
	Total	25	
	Under-Votes	3	10.71 %
	Over-Votes	0	0.00 %
	Total Votes Cast	28	
Junction City Water Control - Position 5			
Precinct 140			
	Dewey Hofer	22	78.57 %
	Write-Ins	0	0.00 %
	Total	22	
	Under-Votes	6	21.43 %
	Over-Votes	0	0.00 %
	Total Votes Cast	28	
Junction City Water Control - Position 6			
Precinct 140			
	Jerry W. Marguth	26	92.86 %
	Write-Ins	0	0.00 %
	Total	26	
	Under-Votes	2	7.14 %
	Over-Votes	0	0.00 %
	Total Votes Cast	28	
Junction City Water Control - Position 7			
Precinct 140			
	Ivan Paeschke	26	92.86 %
	Write-Ins	0	0.00 %
	Total	26	
	Under-Votes	2	7.14 %
	Over-Votes	0	0.00 %
	Total Votes Cast	28	
Junction City Water Control - Position 8			
Precinct 140			
	Lou L. Kokkeler	24	85.71 %
	Write-Ins	0	0.00 %
	Total	24	
	Under-Votes	4	14.29 %
	Over-Votes	0	0.00 %
	Total Votes Cast	28	
Junction City Water Control - Position 9			
Precinct 140			
	John F. Reerslev	22	78.57 %
	Write-Ins	1	3.57 %
	Total	23	
	Under-Votes	5	17.86 %
	Over-Votes	0	0.00 %
	Total Votes Cast	28	

<u>Precinct</u>	<u>Candidate</u>	<u>Votes</u>	<u>Percent</u>
Vineyard Mt. Park & Rec - Position 1			
Precinct 157	Raymond Topping	5	45.45 %
	Write-Ins	1	9.09 %
	Total	6	
	Under-Votes	5	45.45 %
	Over-Votes	0	0.00 %
	Total Votes Cast	11	
Precinct 167	Raymond Topping	15	75.00 %
	Write-Ins	0	0.00 %
	Total	15	
	Under-Votes	5	25.00 %
	Over-Votes	0	0.00 %
	Total Votes Cast	20	
Precinct 168	Raymond Topping	72	75.00 %
	Write-Ins	3	3.13 %
	Total	75	
	Under-Votes	21	21.88 %
	Over-Votes	0	0.00 %
	Total Votes Cast	96	
Vineyard Mt. Park & Rec - Position 2			
Precinct 157	Fred Lacey	5	45.45 %
	Write-Ins	1	9.09 %
	Total	6	
	Under-Votes	5	45.45 %
	Over-Votes	0	0.00 %
	Total Votes Cast	11	
Precinct 167	Fred Lacey	15	75.00 %
	Write-Ins	0	0.00 %
	Total	15	
	Under-Votes	5	25.00 %
	Over-Votes	0	0.00 %
	Total Votes Cast	20	
Precinct 168	Fred Lacey	73	76.04 %
	Write-Ins	2	2.08 %
	Total	75	
	Under-Votes	21	21.88 %
	Over-Votes	0	0.00 %
	Total Votes Cast	96	
Vineyard Mt. Park & Rec - Position 3			
Precinct 157	Sam Stern	5	45.45 %
	Write-Ins	0	0.00 %
	Total	5	
	Under-Votes	6	54.55 %
	Over-Votes	0	0.00 %
	Total Votes Cast	11	
Precinct 167	Sam Stern	14	70.00 %
	Write-Ins	0	0.00 %
	Total	14	
	Under-Votes	6	30.00 %
	Over-Votes	0	0.00 %
	Total Votes Cast	20	
Precinct 168	Sam Stern	72	75.00 %
	Write-Ins	2	2.08 %
	Total	74	
	Under-Votes	22	22.92 %
	Over-Votes	0	0.00 %
	Total Votes Cast	96	

<u>Precinct</u>	<u>Candidate</u>	<u>Votes</u>	<u>Percent</u>
Alea Cemetery District - Position 2			
Precinct 137			
	Avie Wren	210	83.33 %
	Write-Ins	1	0.40 %
	Total	211	
	Under-Votes	41	16.27 %
	Over-Votes	0	0.00 %
	Total Votes Cast	252	
Alea Cemetery District - Position 3			
Precinct 137			
	Steve Cantrell	224	88.89 %
	Write-Ins	1	0.40 %
	Total	225	
	Under-Votes	27	10.71 %
	Over-Votes	0	0.00 %
	Total Votes Cast	252	

ALSEA SD 7, POS 1		<i>The voter registration totals on this breakdown of votes by precinct may not reflect accurate nor final voter registration.</i>					
Page Number	70.001.001	REGISTERED VOTERS	TURNOUT	TURNOUT PERCENTAGE	BRIAN LEAVITT SCHOOL DIST #7	MARY P FRANCES ALSEA SCHOOL DIST #7	

MAPLETON	1499	405	27.0%		2	4
**** TOTALS ****	1499	405	27.0%		2	4

I certify the votes recorded on this March 13, 2001 Special Election abstract correctly summarize the votes cast for this election.

Dates this 23th day of March, 2001

Annette K. Newingham

Annette K. Newingham
Chief Deputy County Clerk



ALSEA SD 7, POS 2					ROBERT WEBB J R ALBERT SCHOB L D I S T # 7
Page Number	REGISTERED VOTERS	TURNOUT	TURNOUT PERCENTAGE		
71.001.001					
MAPLETON	1499	405	27.0%		6
**** TOTALS ****	1499	405	27.0%		6

The voter registration totals on this breakdown of votes by precinct may not reflect accurate nor final voter registration.

I certify the votes recorded on this March 13, 2001 Special Election abstract correctly summarize the votes cast for this election.

Dates this 23th day of March, 2001

Annette K. Newingham

Annette K. Newingham
Chief Deputy County Clerk



CORVALLIS 509J DIR POS 1 NON PARTISAN Votes Percent

	ELIZABETH SPAT	PHIL SMITH	JOAN DEMAREST	OVER VOTES	UNDER VOTES
42 BI			1	100.00	
42 BJ		5	9	64.29	
42 BK					
44 BL	2	22.22	6	66.67	1
44 BM	17	10.30	53	32.12	81
				49.09	5
				3.03	9
					11.11
					5.45
	19	10.05	58	30.69	97
				51.32	5
				2.65	10
					5.29
	Registered Voters: 888		Ballots Received: 189		21.28

I hereby certify this copy to be a true, full and correct copy of the original now on record in my office.

STEVE DRUCKENMILLER

John K. Army
3-20-01
County Clerk
Deputy

1
2
3
4
5
6
7
8
9
10
11
12
13
14
15
16
17
18
19
20
21
22
23
24
25
26
27
28
29
30
31
32
33
34
35
36
37
38
39
40
41
42
43
44
45
46
47
48
49
50
51
52
53
54
55
56
57

1
2
3
4
5
6
7
8
9
10
11
12
13
14
15
16
17
18
19
20
21
22
23
24
25
26
27
28
29
30
31
32
33
34
35
36
37
38
39
40
41
42
43
44
45
46
47
48
49
50
51
52
53
54
55
56
57

CORVALLIS 509J DIR PDS 4 NON PARTISAN Votes Percent

	CYREL GABLE	OVER VOTES	UNDER VOTES
42 BI	1 100.00		
42 BJ	14 100.00		
42 BK			
44 BL	7 77.78	2	22.22
44 BM	128 77.58	37	22.42
	150 79.37	39	20.63

Registered Voters: 888 Ballots Received: 189 21.28

I hereby certify this copy to be a true, full and correct copy of the original now on record in my office.
STEVE DRUCKENMILLER

John W. ...
3-20-01
County Clerk
Deputy

1
2
3
4
5
6
7
8
9
10
11
12
13
14
15
16
17
18
19
20
21
22
23
24
25
26
27
28
29
30
31
32
33
34
35
36
37
38
39
40
41
42
43
44
45
46
47
48
49
50
51
52
53
54
55
56
57
58
59
60
61
62
63
64
65
66
67
68
69
70
71
72
73
74
75
76

CORVALLIS 509J DIR POS 5

NON PARTISAN Votes Percent

WILLIAM S. TEN		OVER VOTES	UNDER VOTES	
42 BI	1	100.00		
42 BJ	14	100.00		
42 BK				
44 BL	7	77.78	2	22.22
44 BM	135	81.82	30	18.18
	157	83.07	32	16.93
Registered Voters:		888	Ballots Received:	189 21.28

I hereby certify this copy to be a true, full and correct copy of the original now on record in my office.
STEVE DRUCKENMILLER

John K...
County Clerk
3-20-01
Deputy

1
2
3
4
5
6
7
8
9
10
11
12
13
14
15
16
17
18
19
20
21
22
23
24
25
26
27
28
29
30
31
32
33
34
35
36
37
38
39
40
41
42
43
44
45
46
47
48
49
50
51
52
53
54
55
56
57
58
59
60
61
62
63
64
65
66
67
68
69
70
71
72
73
74
75
76

CORVALLIS 509J DIR POS 7 2YR NON PARTISAN Votes Percent

	PETER M. HACKE	RONALD L. MILL	OVER VOTES	UNDER VOTES
42 BI	1 100.00			
42 BJ	2 14.29	7 50.00	2 14.29	3 21.43
42 BK				
44 BL	3 33.33	2 22.22	2 22.22	2 22.22
44 BM	40 24.24	88 53.33	6 3.64	31 18.79
	46 24.34	97 51.32	10 5.29	36 19.05
	Registered Voters: 888	Ballots Received: 189	21.28	

I hereby certify this copy to be a true, full and correct copy of the original now on record in my office.

STEVE DRUCKENMILLER
County Clerk
Deputy
3-20-01

1
2
3
4
5
6
7
8
9
10
11
12
13
14
15
16
17
18
19
20
21
22
23
24
25
26
27
28
29
30
31
32
33
34
35
36
37
38
39
40
41
42
43
44
45
46
47
48
49
50
51
52
53
54
55
56
57

1
2
3
4
5
6
7
8
9
10
11
12
13
14
15
16
17
18
19
20
21
22
23
24
25
26
27
28
29
30
31
32
33
34
35
36
37
38
39
40
41
42
43
44
45
46
47
48
49
50
51
52
53
54
55
56
57
58
59
60
61
62
63
64
65
66
67
68
69
70
71
72
73
74
75
76

RECEIVED MAR 26 '01

MONROE SD 1J, ZONE 1

Page Number 78.001.001

The voter registration totals on this breakdown of votes by precinct may not reflect accurate nor final voter registration.

REGISTERED VOTERS
 TURNOUT
 TURNOUT PERCENTAGE
 MONROE CANDIDATE FILED
 SCHOOL DIST # 1 J

RICHARDSON	3692	612	16.5%	0
**** TOTALS ****	3692	612	16.5%	0

I certify the votes recorded on this March 13, 2001 Special Election abstract correctly summarize the votes cast for this election.

Dates this 23th day of March, 2001

Annette K. Newingham

Annette K. Newingham
 Chief Deputy County Clerk



MONROE SD 1J, ZONE 4

The voter registration totals on this breakdown of votes by precinct may not reflect accurate nor final voter registration.

Page Number 79.001.001

REGISTERED VOTERS
 TURNOUT
 TURNOUT PERCENTAGE
 BARBRA L BOWMAN
 MONROE SCHOOL DIST
 # 1 J

RICHARDSON	3692	612	16.5%	11
**** TOTALS ****	3692	612	16.5%	11

I certify the votes recorded on this March 13, 2001 Special Election abstract correctly summarize the votes cast for this election.

Dates this 23th day of March, 2001

Annette K. Newingham

Annette K. Newingham
 Chief Deputy County Clerk



MONROE SD 1J, ZONE 5

Page Number 80.001.001

The voter registration totals on this breakdown of votes by precinct may not reflect accurate nor final voter registration.

REGISTERED VOTERS
 TURNOUT
 TURNOUT PERCENTAGE
 MONROE STRODA SCHOOL DIST #1J

RICHARDSON	3692	612	16.5%	14
**** TOTALS ****	3692	612	16.5%	14

I certify the votes recorded on this March 13, 2001 Special Election abstract correctly summarize the votes cast for this election.

Dates this 23th day of March, 2001

Annette K. Newingham

Annette K. Newingham
 Chief Deputy County Clerk



PAGE <u>4</u> OF <u>7</u> PAGES		SEN 900 REL. 7/15/91																		
OFFICE OR MEASURE MONROE SCHOOL #1		STATE OF OREGON ABSTRACT OF VOTES																		
COUNTY BENTON		Separate sheets for 1. President Vice-President																		
ELECTION MARCH 13, 2001		2. National conference 3. Delegates at Large 4. Delegates - Districts																		
BALLOT NUMBER		5. U. S. Senator and Congressperson 6. State Offices 7. Judicial Offices																		
NAME		8. State Senators 9. State Representatives 10. Others																		
JANET SUIRE		140	149	150	151															
TERRY KOROSH		1																		
ROBERT BIEGLER		1																		
TAMARA JOHNSON		1																		
JOHN H. DILLARD		1		11																
CHERYL OAKES		1																		
PATRICK GUTHRIE		1																		
TIM EASTRIDGE		1																		
GEORGE DAUGHTER TY		1																		
BONNY MOODY		1																		
I certify the votes recorded on this abstract correctly summarize the tally of votes cast at the election indicated.		SIGNATURE OF COUNTY CLERK										DATE OF ABSTRACT								
ABSTRACT OF VOTES AT GENERAL AND SPECIAL ELECTIONS Votes cast for governor must be on separate page or pages (ORS 254.645).										ABSTRACT OF VOTES AT PRIMARY ELECTIONS Separate sheets for Democratic, Republican, Nonpartisan and other candidates. Separate sheets for candidates for city, county (including precinct) and state offices.										

PAGE 11 OF 17 PAGES		OFFICE OR MEASURE MONROE SCHOOL #1		COUNTY BENTON		ELECTION MARCH 13, 2001		STATE OF OREGON ABSTRACT OF VOTES		SER 900 REV. 7/15/91	
NAME		BALLOT NUMBER		1. President		2. National committee person		3. Delegates at Large		4. Delegates - Districts	
JOHN BENGHOUW		140									
KATHLEEN MARIE SMITH											
LARRY RAINEY											
KIRK STRODA											
STEVEN BROWN											
NANCY JAMES											
JOHN BOLLINS											
BONNIE MOODY											
BECKY CROWSON											
CHRISTINA WARDEN											
		149									
		150									
		151									
I certify the votes recorded on this abstract correctly summarize the tally of votes cast at the election indicated.								SIGNATURE OF COUNTY CLERK		DATE OF ABSTRACT	
ABSTRACT OF VOTES AT GENERAL AND SPECIAL ELECTIONS Votes cast for governor must be on separate page or pages (ORS 254.643).						ABSTRACT OF VOTES AT PRIMARY ELECTIONS Separate sheets for Democratic, Republican, Nonpartisan and other candidates. Separate sheets for candidates for city, county (including precinct) and state offices.					

Office recorded on this sheet		Issue or Candidate	STATE OF OREGON																		
County			ABSTRACT OF VOTES																		
Election																					
Page 1 of 1 pages		Ballot Number																			
Name or No. of Precinct																					
PHILOMATH SD 17U		DIRECTOR, ZONE 1 4 YR. TERM	190	3																	
POLK		CARMEN MARTIN																			
MARCH 13, 2001		DIRECTOR, ZONE 3 4 YR. TERM																			
		JAMES HERMES																			
		BETSY ANDERSON																			
		DIRECTOR, ZONE 4 4 YR. TERM																			
		JODI NELSON																			
		ROBERT PLAMONDON																			
TOTAL				3	1	1				3	0										

CERTIFIED TO BE A TRUE AND CORRECT COPY OF THE ORIGINAL.
 LINDA DAWSON, Polk County Clerk
 By *Linda Dawson* Deputy



SED Form No. 155 Aug. 1960

STATE OF OREGON
 ABSTRACT OF VOTES

- 1. Separate Sheets for President Vice-President
- 2. National Committeemen
- 3. Delegates at Large
- 4. Delegates - Districts
- 5. U.S. Senator and Congressman
- 6. State Offices
- 7. Judicial Offices
- 8. State Senators
- 9. State Representatives
- 10. Others

I certify that the votes recorded on this abstract correctly summarize the tally of votes cast at the election indicated.

Signature of County Clerk: *Linda Dawson* Date of Abstract: 3-21-01

ABSTRACT OF VOTES AT GENERAL AND SPECIAL ELECTIONS:
 Votes cast for Governor must be on separate page or pages.
 For additional instructions see ORS 250.810.

ABSTRACT OF VOTES AT PRIMARY ELECTIONS:
 Separate sheets for Democratic, Republican, Nonpartisan, and other candidates.
 Separate sheets for candidates for City, County (including precinct) and State office.
 For additional instructions, see ORS 249.410.

WRITE-IN CANDIDATE ACCEPTANCE FORM

PLEASE TYPE OR LEGIBLY PRINT IN DARK INK.

<input type="checkbox"/> NOMINATION ELECTION <input checked="" type="checkbox"/>		OFFICE OF	
<input type="checkbox"/> ← DEMOCRATIC PARTY <input type="checkbox"/> ← LIBERTARIAN PARTY <input type="checkbox"/> ← PACIFIC GREEN PARTY <input type="checkbox"/> ← REPUBLICAN PARTY <input type="checkbox"/> ← NONPARTISAN <input type="checkbox"/> ← OTHER		Monroe School District Zone One DISTRICT, DEPARTMENT OR POSITION NUMBER RESIDENCE ADDRESS (STREET/ROUTE, CITY, STATE, ZIP CODE) 26563 Alpine Cutoff Rd Monroe, OR 97456	
NAME OF CANDIDATE James Unquera		MAILING ADDRESS TO WHICH ALL CORRESPONDENCE WILL BE SENT PO Box 11 Monroe, OR 97456	
IF NOMINATION, NAME SHOULD APPEAR ON BALLOT AS FOLLOWS		TELEPHONE (HOME) 847-5972	TELEPHONE (WORK) 424-3112
COUNTY OF RESIDENCE: Benton		FAX	EMAIL

BENTON COUNTY COURTHOUSE
DEPT. OF RECORDS AND ELECTIONS
PO BOX 888
CORVALLIS, OR 97339

By signing this document, I hereby state:


THAT I shall accept the nomination for the office indicated above; and that I shall qualify for said office if elected.

OR

I do not accept this office

THAT I accept the office indicated above.

RECEIVED APR 06 '01


Candidate's signature

3-30-01
Date signed

WARNING: Any person who supplies any information on this form, knowing it to be false, is subject upon conviction to imprisonment in the penitentiary for up to five years or to a fine of up to \$100,000, or both (ORS 260.715).

NOTE: This information is a matter of public record and may be published or reproduced.

FOR OFFICE USE ONLY

INITIALS _____

OFFICE NUMBER _____

PRINCIPAL CAMPAIGN COMMITTEE IDENTIFICATION NUMBER _____

CORVALLIS R.F.P.D. DIR. POS. 1 NON PARTISAN Votes Percent

	TOM NELSON	OVER VOTES	UNDER VOTES	
42 BJ	12 85.71		2 14.29	
42 CF	33 86.84		5 13.16	
42 CG	2 100.00			
44 BM	120 72.73		45 27.27	
44 CS	7 100.00			
	174 76.99		52 23.01	

Registered Voters: 947 Ballots Received: 226 23.86

I hereby certify this copy to be a true full and correct copy of the original on record in my office.

STEVE DRUCKENMILLER

John King
3-20-01
County Clerk
Deputy

1
2
3
4
5
6
7
8
9
10
11
12
13
14
15
16
17
18
19
20
21
22
23
24
25
26
27
28
29
30
31
32
33
34
35
36
37
38
39
40
41
42
43
44
45
46
47
48
49
50
51
52
53
54
55
56
57
58
59
60
61
62
63
64
65
66
67
68
69
70
71
72
73
74
75
76

CORVALLIS R.F.P.D. DIR. POS. 2 NON PARTISAN Votes Percent

	WILLIAM H. ALB	OVER VOTES	UNDER VOTES	
42 BJ	12	85.71	2	14.29
42 CF	34	89.47	4	10.53
42 CG	2	100.00		
44 BM	125	75.76	40	24.24
44 CS	7	100.00		

180	79.65	46	20.35
-----	-------	----	-------

Registered Voters:	947	Ballots Received:	226	23.86
--------------------	-----	-------------------	-----	-------

I hereby certify this copy to be a true, full and correct copy of the original now on record in my office.

STEVE DRUCKENMILLER

John V. King
3-20-01
County Clerk
Deputy

1
2
3
4
5
6
7
8
9
10
11
12
13
14
15
16
17
18
19
20
21
22
23
24
25
26
27
28
29
30
31
32
33
34
35
36
37
38
39
40
41
42
43
44
45
46
47
48
49
50
51
52
53
54
55
56
57
58
59
60
61
62
63
64
65
66
67
68
69
70
71
72
73
74
75
76

CORVALLIS RFPD DIR. POS. 4 2YR NON PARTISAN Votes Percent

	GEORGE MEARS	OVER VOTES	UNDER VOTES	
42 BJ	11	78.57	3	21.43
42 CF	33	86.84	5	13.16
42 CG	2	100.00		
44 BM	120	72.73	45	27.27
44 CS	7	100.00		
	173	76.55	53	23.45

Registered Voters: 947 Ballots Received: 226 23.86

I hereby certify this copy to be a true,
full and correct copy of the original now
on record in my office.
STEVE DRUCKENMILLER

County Clerk
Deputy


John Kline
3-20-01

1
2
3
4
5
6
7
8
9
10
11
12
13
14
15
16
17
18
19
20
21
22
23
24
25
26
27
28
29
30
31
32
33
34
35
36
37
38
39
40
41
42
43
44
45
46
47
48
49
50
51
52
53
54
55
56
57
58
59
60
61
62
63
64
65
66
67
68
69
70
71
72
73
74
75
76

RECEIVED MAR 26 '01

Office recorded on this sheet		Issue or Candidate		Name or No. of Precinct	Ballot Number	1. President Vice-President	2. National Committeeman Delegates at Large Delegates - Districts	3. U.S. Senator and Congressman	4. State Offices	5. State Senators	6. State Representatives	7. Others
County		Issue or Candidate										
HOSKINS - KINGS VALLEY RFPD		DIRECTOR, POS. 3 4YR. TERM JANE BRANDENBURG										
POLK		DIRECTOR, POS. 4 4YR. TERM BETSY BOREN										
Election												
MARCH 13, 2001												
Page 1 of 1 pages												
	188	2										
	190	3										
	TOTAL	5										
WRITE-INS												
DIRECTOR, POS. 5 4YR. TERM												

CERTIFIED TO BE A TRUE AND
CORRECT COPY OF THE ORIGINAL
LINDA DAWSON, Folk County Clerk
Deputy
By *Linda Dawson*



STATE OF OREGON
ABSTRACT OF VOTES

- 1. President Vice-President
- 2. National Committeeman Delegates at Large Delegates - Districts
- 3. U.S. Senator and Congressman
- 4. State Offices
- 5. State Senators
- 6. State Representatives
- 7. Others

I certify that the votes recorded on this abstract correctly summarize the tally of votes cast at the election indicated.

Signature of County Clerk:

Linda Dawson

Date of Abstract

3-21-01

ABSTRACT OF VOTES AT GENERAL AND SPECIAL ELECTIONS:

Votes cast for Governor must be on separate page or pages.

For additional instructions see ORS 250.810.

ABSTRACT OF VOTES AT PRIMARY ELECTIONS:


Separate sheets for Democratic, Republican, Nonpartisan, and other candidates.

Separate sheets for candidates for City, County (including precinct) and State office.

For additional instructions, see ORS 249.410.

WRITE-IN CANDIDATE ACCEPTANCE FORM

PLEASE TYPE OR LEGIBLY PRINT IN DARK INK.

<input type="checkbox"/> NOMINATION		ELECTION <input checked="" type="checkbox"/>		OFFICE OF	
<input type="checkbox"/> ← DEMOCRATIC PARTY <input type="checkbox"/> ← LIBERTARIAN PARTY <input type="checkbox"/> ← PACIFIC GREEN PARTY <input type="checkbox"/> ← REPUBLICAN PARTY <input type="checkbox"/> ← NONPARTISAN <input type="checkbox"/> ← OTHER				Hoskins-Kings Rural Fire Protection Position 5	
NAME OF CANDIDATE				DISTRICT, DEPARTMENT OR POSITION NUMBER	
Benjamin Wald 23910 Price Creek Rd Philomath, OR 97370				RESIDENCE ADDRESS (STREET/ROUTE, CITY, STATE, ZIP CODE)	
IF NOMINATION, NAME SHOULD APPEAR ON BALLOT AS FOLLOWS		TELEPHONE (HOME)		TELEPHONE (WORK)	
		929-4300			
COUNTY OF RESIDENCE:		FAX		EMAIL	
Benton				FILED 	

APR 04 2001

BY DEF. *Jeffrey B. Brown*
BENTON COUNTY ELECTIONS
2:45 PM

By signing this document, I hereby state:

THAT I shall accept the nomination for the office indicated above; and that I shall qualify for said office if elected.

OR

I do not accept this office

THAT I accept the office indicated above.

Benjamin Wald
Candidate's signature

April 4, 2001
Date signed

WARNING: Any person who supplies any information on this form, knowing it to be false, is subject upon conviction to imprisonment in the penitentiary for up to five years or to a fine of up to \$100,000, or both (ORS 260.715).

NOTE: This information is a matter of public record and may be published or reproduced.

FOR OFFICE USE ONLY

received
4-4-01

INITIALS _____

OFFICE NUMBER _____

PRINCIPAL CAMPAIGN COMMITTEE IDENTIFICATION NUMBER _____

RECEIVED MAR 26 '01

The voter registration totals on this breakdown of votes by precinct may not reflect accurate nor final voter registration.


Page Number 148.001.001	MONROE RFPD, POS 1			MONROE RFPD CROWSON
	REGISTERED VOTERS	TURNOUT	TURNOUT PERCENTAGE	
RICHARDSON	3692	612	16.5%	18
**** TOTALS ****	3692	612	16.5%	18

I certify the votes recorded on this March 13, 2001 Special Election abstract correctly summarize the votes cast for this election.

Dates this 23th day of March, 2001

Annette K. Newingham

*Annette K. Newingham
Chief Deputy County Clerk*



MONROE RFPD, POS 4				
Page Number 149.001.001	REGISTERED VOTERS	TURNOUT	TURNOUT PERCENTAGE	MONROE RFPD
RICHARDSON	3692	612	16.5%	17
**** TOTALS ****	3692	612	16.5%	17

The voter registration totals on this breakdown of votes by precinct may not reflect accurate nor final voter registration.

I certify the votes recorded on this March 13, 2001 Special Election abstract correctly summarize the votes cast for this election.

Dates this 23th day of March, 2001

Annette K. Newingham

*Annette K. Newingham
Chief Deputy County Clerk*



DEPARTMENT OF ADMINISTRATIVE SERVICES

Elections

120 NW 4th Street

P.O. Box 888

Corvallis, OR 97339-0888

(541) 766-6756

FAX (541) 766-6757



POST-ELECTION CERTIFICATION OF ELECTIONS
OFFICE AND WITNESS

I, Jill Van Buren, Supervisor of Elections in and for Benton County, Oregon, being duly authorized, hereby state:

THAT, the official recount for the March 13, 2001, Special District Election involving the write-in contest for the Palestine Rural Fire Protection District, Position 1, was conducted on March 28, 2001, in accordance with ORS 258 and the rules and directives of the Secretary of State;

AND, the attached abstract by precinct of recount returns for the said contest are hereby declared the official results from the March 13, 2001 Special District Election for that race;

IN WITNESS HERETO: I do set my hand this 28th day of March, 2001.

Signature: Margaret Jill Van Buren

Notarized by: Kathleen Horning

Signature of Notary: Kathleen Horning



Winner by lot: Ron Kelley

As Witnessed By:

Quinn L. Lyndon
James L. Egger

Zachary L. Egger
Paul E. Reed

BENTON COUNTY, OREGON
Recount held: March 28, 2001

District Recounted: Palestine RFPD
Recount of: Position One
Type of Ballots Recounted: Write-In

144 **WRITE-IN CANDIDATE:** BETSY CLOSE

Precinct: _____ Total for this Precinct: _____

1	2	3	4	5	6	7	8	9	10	11	12	13	14	15	16	17	18	19	20
<u>1</u>	<u>1</u>																		
21	22	23	24	25	26	27	28	29	30	31	32	33	34	35	36	37	38	39	40

Precinct: _____ Total for this Precinct: _____

1	2	3	4	5	6	7	8	9	10	11	12	13	14	15	16	17	18	19	20
21	22	23	24	25	26	27	28	29	30	31	32	33	34	35	36	37	38	39	40

Precinct: _____ Total for this Precinct: _____

1	2	3	4	5	6	7	8	9	10	11	12	13	14	15	16	17	18	19	20
21	22	23	24	25	26	27	28	29	30	31	32	33	34	35	36	37	38	39	40

Precinct: _____ Total for this Precinct: _____

1	2	3	4	5	6	7	8	9	10	11	12	13	14	15	16	17	18	19	20
21	22	23	24	25	26	27	28	29	30	31	32	33	34	35	36	37	38	39	40

Totals for single page tally: Number of Pages in Candidate Count: _____

Total Votes for Candidate: _____

CERTIFIED BY ALL MEMBERS OF THIS RECOUNT BOARD:

Chairman: Paul E. Remus

Clerk: Shannon L. Eggers

Clerk: Lucy L. Eggers

Clerk: Quinn L. Eggers Write-in Tally

BENTON COUNTY, OREGON
Recount held: March 28, 2001

District Recounted: Palestine RFPD
Recount of: Position One
Type of Ballots Recounted: Write-In

WRITE-IN CANDIDATE: Ron KELLEY

Precinct: 144

Total for this Precinct: _____

1	2	3	4	5	6	7	8	9	10	11	12	13	14	15	16	17	18	19	20
1	1																		
21	22	23	24	25	26	27	28	29	30	31	32	33	34	35	36	37	38	39	40

Precinct: _____

Total for this Precinct: _____

1	2	3	4	5	6	7	8	9	10	11	12	13	14	15	16	17	18	19	20
21	22	23	24	25	26	27	28	29	30	31	32	33	34	35	36	37	38	39	40

Precinct: _____

Total for this Precinct: _____

1	2	3	4	5	6	7	8	9	10	11	12	13	14	15	16	17	18	19	20
21	22	23	24	25	26	27	28	29	30	31	32	33	34	35	36	37	38	39	40

Precinct: _____

Total for this Precinct: _____

1	2	3	4	5	6	7	8	9	10	11	12	13	14	15	16	17	18	19	20
21	22	23	24	25	26	27	28	29	30	31	32	33	34	35	36	37	38	39	40

Totals for single page tally: Number of Pages in Candidate Count: _____

Total Votes for Candidate: _____

CERTIFIED BY ALL MEMBERS OF THIS RECOUNT BOARD:

Chairman: Paul E. Renna

Clerk: Charmaine L. Eggers

Clerk: Lucy L. Eggers

Clerk: Paula Eggers

Write-in Tally

BENTON COUNTY, OREGON
Recount held: March 28, 2001

District Recounted: Palestine RFPD
Recount of: Position One
Type of Ballots Recounted: Write-In

144 **WRITE-IN CANDIDATE:** JIM LINN

Precinct: _____

Total for this Precinct: _____

1	2	3	4	5	6	7	8	9	10	11	12	13	14	15	16	17	18	19	20
<u>1</u>	<u>1</u>																		
21	22	23	24	25	26	27	28	29	30	31	32	33	34	35	36	37	38	39	40

Precinct: _____

Total for this Precinct: _____

1	2	3	4	5	6	7	8	9	10	11	12	13	14	15	16	17	18	19	20
21	22	23	24	25	26	27	28	29	30	31	32	33	34	35	36	37	38	39	40

Precinct: _____

Total for this Precinct: _____

1	2	3	4	5	6	7	8	9	10	11	12	13	14	15	16	17	18	19	20
21	22	23	24	25	26	27	28	29	30	31	32	33	34	35	36	37	38	39	40

Precinct: _____

Total for this Precinct: _____

1	2	3	4	5	6	7	8	9	10	11	12	13	14	15	16	17	18	19	20
21	22	23	24	25	26	27	28	29	30	31	32	33	34	35	36	37	38	39	40

Totals for single page tally: _____

Number of Pages in Candidate Count: _____

Total Votes for Candidate: _____

CERTIFIED BY ALL MEMBERS OF THIS RECOUNT BOARD:

Chairman: Paul E. Kenn

Clerk: Shannon L. Egner

Clerk: Shannon L. Egner

Clerk: Shannon L. Egner Write-in Tally

DEPARTMENT OF ADMINISTRATIVE SERVICES

Elections

120 NW 4th Street

P.O. Box 888

Corvallis, OR 97339-0888

(541) 766-6756

FAX (541) 766-6757



March 20, 2001

To Whom It May Concern:

By direction of the Secretary of State's Office the Benton County Office of Elections will hold an official recount of the write-in votes cast in this county for the office of Palestine Rural Fire Protection District, Position 1 at the March 13, 2001 Special District Election. The recount is a result of a three-way tie of write-in votes. Two votes were cast for each candidate.

The recount will be conducted on Wednesday, March 28th, at the Benton County Courthouse, Room 12, located at 120 NW 4th Street, Corvallis, Oregon.. We expect the recount to be completed that day.

Official observers will need to provide written evidence of who they are representing and sign an observer's oath. They are welcome to observe and may address their questions to supervisors conducting the recount.

If the recount results do not change the outcome of the write-in vote the winner will be chosen by lot.

If you have any questions always feel free to call us at 541 766-6834.

Sincerely,

9AM

Jill Van Buren
Supervisor of Elections

Recount Affected Parties