

**BENTON COUNTY OFFICIAL ELECTION RETURNS
CUMULATIVE RESULTS
SPECIAL ELECTION
MAY 17TH, 2005**

<u>Total Number Voting</u>	<u>Percent Turnout</u>	<u>Percent Completed</u>
11,831	23.70%	100.00 %

<u>Precincts Reporting</u>	<u>Total Precincts</u>
20	20

<u>Race/Measure</u>	<u>Candidate</u>	<u>Votes</u>	<u>Percent</u>
Linn-Benton-Lincoln ESD, Zone 2			
	Melvin Larkin	1,249	64.15 %
	Write-Ins	17	0.87 %
	Total	1,266	
	Under-Votes	681	34.98 %
	Over-Votes	0	0.00 %
	Total Votes Cast	1,947	
Linn-Benton-Lincoln ESD, Zone 3			
	Peter Tarzian	4,069	67.64 %
	Write-Ins	56	0.93 %
	Total	4,125	
	Under-Votes	1,891	31.43 %
	Over-Votes	0	0.00 %
	Total Votes Cast	6,016	
Linn-Benton-Lincoln ESD, Zone 4			
	David Dowrie	2,633	68.09 %
	Write-Ins	47	1.22 %
	Total	2,680	
	Under-Votes	1,187	30.70 %
	Over-Votes	0	0.00 %
	Total Votes Cast	3,867	
Lane Community College, P/Z 1			
	Paul Holman	39	14.83 %
	Rob Spooner	39	14.83 %
	Rich Cunningham	77	29.28 %
	Write-Ins	2	0.76 %
	Total	157	
	Under-Votes	106	40.30 %
	Over-Votes	0	0.00 %
	Total Votes Cast	263	
Lane Community College, P/Z 3			
	Pat Riggs-Henson	159	60.46 %
	Write-Ins	3	1.14 %
	Total	162	
	Under-Votes	101	38.40 %
	Over-Votes	0	0.00 %
	Total Votes Cast	263	

<u>Race/Measure</u>	<u>Candidate</u>	<u>Votes</u>	<u>Percent</u>
Lane Community College, P/Z 4			
	Susie Johnston	157	59.70 %
	Write-Ins	3	1.14 %
	Total	160	
	Under-Votes	103	39.16 %
	Over-Votes	0	0.00 %
	Total Votes Cast	263	
Linn-Benton Comm College, Zone 2-3(A)			
	Wes Price	925	72.44 %
	Write-Ins	17	1.33 %
	Total	942	
	Under-Votes	335	26.23 %
	Over-Votes	0	0.00 %
	Total Votes Cast	1,277	
Linn-Benton Comm College, Zone 5			
	John Booker, Jr.	520	14.96 %
	Ronald (Ron) Mason	1,782	51.28 %
	Write-Ins	16	0.46 %
	Total	2,318	
	Under-Votes	1,155	33.24 %
	Over-Votes	2	0.06 %
	Total Votes Cast	3,475	
Linn-Benton Comm College, Zone 6-7(A)			
	Tom Wogaman	5,111	74.99 %
	Write-Ins	71	1.04 %
	Total	5,182	
	Under-Votes	1,634	23.97 %
	Over-Votes	0	0.00 %
	Total Votes Cast	6,816	
Alsea School District 7J, Position 1			
	Cheryl Van Leuven	170	66.15 %
	Kenny Davidson	79	30.74 %
	Write-Ins	1	0.39 %
	Total	250	
	Under-Votes	7	2.72 %
	Over-Votes	0	0.00 %
	Total Votes Cast	257	
Alsea School District 7J, Position 2			
	Adam M. Schreiber	220	85.60 %
	Write-Ins	6	2.33 %
	Total	226	
	Under-Votes	31	12.06 %
	Over-Votes	0	0.00 %
	Total Votes Cast	257	

<u>Race/Measure</u>	<u>Candidate</u>	<u>Votes</u>	<u>Percent</u>
Central School District 13J, Position 1			
	No Declared Candidates	0	0.00 %
	Write-Ins	0	0.00 %
	Total	0	
	Under-Votes	1	100.00 %
	Over-Votes	0	0.00 %
	Total Votes Cast	1	
Central School District 13J, Position 2			
	Jim Pesano	1	100.00 %
	Write-Ins	0	0.00 %
	Total	1	
	Under-Votes	0	0.00 %
	Over-Votes	0	0.00 %
	Total Votes Cast	1	
Central School District 13J, Position 4			
	Lorel (Lori) Peyer	1	100.00 %
	Write-Ins	0	0.00 %
	Total	1	
	Under-Votes	0	0.00 %
	Over-Votes	0	0.00 %
	Total Votes Cast	1	
Central School District 13J, Position 6			
	Traci Hamilton	0	0.00 %
	Jason Brown	1	100.00 %
	Write-Ins	0	0.00 %
	Total	1	
	Under-Votes	0	0.00 %
	Over-Votes	0	0.00 %
	Total Votes Cast	1	
Corvallis School Dist 509J, Position 1			
	Blake Rodman	4,549	52.86 %
	Arnold Larson	3,543	41.17 %
	Write-Ins	27	0.31 %
	Total	8,119	
	Under-Votes	486	5.65 %
	Over-Votes	1	0.01 %
	Total Votes Cast	8,606	
Corvallis School Dist 509J, Position 4			
	Matthew Donohue	4,287	49.81 %
	John Turman	3,354	38.97 %
	Write-Ins	31	0.36 %
	Total	7,672	
	Under-Votes	934	10.85 %
	Over-Votes	0	0.00 %
	Total Votes Cast	8,606	

<u>Race/Measure</u>	<u>Candidate</u>	<u>Votes</u>	<u>Percent</u>
Corvallis School Dist 509J, Position 5			
	Helen Z. Higgins	5,994	69.65 %
	Write-Ins	128	1.49 %
	Total	6,122	
	Under-Votes	2,484	28.86 %
	Over-Votes	0	0.00 %
	Total Votes Cast	8,606	
Corvallis School Dist 509J, Position 6			
	Donna M. Keim	6,091	70.78 %
	Write-Ins	118	1.37 %
	Total	6,209	
	Under-Votes	2,397	27.85 %
	Over-Votes	0	0.00 %
	Total Votes Cast	8,606	
Greater Albany Public Schools 8J, Zone 2			
	Donald R. Bacher	850	66.56 %
	Write-Ins	16	1.25 %
	Total	866	
	Under-Votes	411	32.18 %
	Over-Votes	0	0.00 %
	Total Votes Cast	1,277	
Greater Albany Public Schools 8J, Zone 4			
	Tom Sramek, Jr.	822	64.37 %
	Write-Ins	14	1.10 %
	Total	836	
	Under-Votes	441	34.53 %
	Over-Votes	0	0.00 %
	Total Votes Cast	1,277	
Greater Albany Public Schools 8J, Zone 5			
	Sandi (Stothoff) Gordon	838	65.62 %
	Write-Ins	11	0.86 %
	Total	849	
	Under-Votes	428	33.52 %
	Over-Votes	0	0.00 %
	Total Votes Cast	1,277	
Harrisburg School District 7, Position 1			
	Wayne Swango	8	100.00 %
	Write-Ins	0	0.00 %
	Total	8	
	Under-Votes	0	0.00 %
	Over-Votes	0	0.00 %
	Total Votes Cast	8	

<u>Race/Measure</u>	<u>Candidate</u>	<u>Votes</u>	<u>Percent</u>
Harrisburg School District 7, Position 4			
	Randy Klemm	2	25.00 %
	Tom Malpass	6	75.00 %
	Write-Ins	0	0.00 %
	Total	8	
	Under-Votes	0	0.00 %
	Over-Votes	0	0.00 %
	Total Votes Cast	8	
Harrisburg School District 7, Position 5			
	Scott Newman	3	37.50 %
	Lane Borchers	5	62.50 %
	Write-Ins	0	0.00 %
	Total	8	
	Under-Votes	0	0.00 %
	Over-Votes	0	0.00 %
	Total Votes Cast	8	
Monroe School District 1J, Zone 1			
	Tim Warden	390	78.31 %
	Write-Ins	5	1.00 %
	Total	395	
	Under-Votes	103	20.68 %
	Over-Votes	0	0.00 %
	Total Votes Cast	498	
Monroe School District 1J, Zone 3			
	Nancy C. Burnett	336	67.47 %
	Write-Ins	10	2.01 %
	Total	346	
	Under-Votes	152	30.52 %
	Over-Votes	0	0.00 %
	Total Votes Cast	498	
Monroe School District 1J, Zone 4			
	Robert Warden	377	75.70 %
	Write-Ins	6	1.20 %
	Total	383	
	Under-Votes	115	23.09 %
	Over-Votes	0	0.00 %
	Total Votes Cast	498	
Monroe School District 1J, Zone 5			
	Tony Stroda	405	81.33 %
	Write-Ins	9	1.81 %
	Total	414	
	Under-Votes	84	16.87 %
	Over-Votes	0	0.00 %
	Total Votes Cast	498	

<u>Race/Measure</u>	<u>Candidate</u>	<u>Votes</u>	<u>Percent</u>
Philomath School Dist 17J, Position 1			
	Ben Hansen	362	30.57 %
	John Booker, Jr.	55	4.65 %
	Jim Damitio	209	17.65 %
	Barbara A. Richmond	478	40.37 %
	Write-Ins	6	0.51 %
	Total	1,110	
	Under-Votes	73	6.17 %
	Over-Votes	1	0.08 %
	Total Votes Cast	1,184	
Philomath School Dist 17J, Position 3			
	Betsy Anderson	909	76.77 %
	Write-Ins	15	1.27 %
	Total	924	
	Under-Votes	260	21.96 %
	Over-Votes	0	0.00 %
	Total Votes Cast	1,184	
Philomath School Dist 17J, Position 4			
	David Erickson	506	42.74 %
	Marilyn L. Slizeski	530	44.76 %
	Write-Ins	6	0.51 %
	Total	1,042	
	Under-Votes	142	11.99 %
	Over-Votes	0	0.00 %
	Total Votes Cast	1,184	
Adair RFPD, Position 2			
	Mary Wright	152	72.73 %
	Write-Ins	2	0.96 %
	Total	154	
	Under-Votes	55	26.32 %
	Over-Votes	0	0.00 %
	Total Votes Cast	209	
Adair RFPD, Position 3			
	Dick Green	153	73.21 %
	Write-Ins	2	0.96 %
	Total	155	
	Under-Votes	54	25.84 %
	Over-Votes	0	0.00 %
	Total Votes Cast	209	
Adair RFPD, Position 4			
	Mary E. Hardenbrook	156	74.64 %
	Write-Ins	2	0.96 %
	Total	158	
	Under-Votes	51	24.40 %
	Over-Votes	0	0.00 %
	Total Votes Cast	209	

<u>Race/Measure</u>	<u>Candidate</u>	<u>Votes</u>	<u>Percent</u>
Adair RFPD, Position 5			
	Frances I. Harris	152	72.73 %
	Write-Ins	1	0.48 %
	Total	153	
	Under-Votes	56	26.79 %
	Over-Votes	0	0.00 %
	Total Votes Cast	209	
Alsea RFPD, Position 1			
	No Declared Candidates	0	0.00 %
	Write-Ins	27	10.80 %
	Total	27	
	Under-Votes	223	89.20 %
	Over-Votes	0	0.00 %
	Total Votes Cast	250	
Alsea RFPD, Position 2			
	Russ Sapp	200	80.00 %
	Write-Ins	5	2.00 %
	Total	205	
	Under-Votes	45	18.00 %
	Over-Votes	0	0.00 %
	Total Votes Cast	250	
Alsea RFPD, Position 3			
	No Declared Candidates	0	0.00 %
	Write-Ins	31	12.40 %
	Total	31	
	Under-Votes	219	87.60 %
	Over-Votes	0	0.00 %
	Total Votes Cast	250	
Blodgett-Summit RFPD, Position 3			
	Margaret L. Clark	70	70.71 %
	Write-Ins	0	0.00 %
	Total	70	
	Under-Votes	29	29.29 %
	Over-Votes	0	0.00 %
	Total Votes Cast	99	
Blodgett-Summit RFPD, Position 4			
	Jim Damitio	76	76.77 %
	Write-Ins	2	2.02 %
	Total	78	
	Under-Votes	21	21.21 %
	Over-Votes	0	0.00 %
	Total Votes Cast	99	

<u>Race/Measure</u>	<u>Candidate</u>	<u>Votes</u>	<u>Percent</u>
Blodgett-Summit RFPD, Position 5			
	T. Paul Adams	78	78.79 %
	Write-Ins	0	0.00 %
	Total	78	
	Under-Votes	21	21.21 %
	Over-Votes	0	0.00 %
	Total Votes Cast	99	
Corvallis RFPD, Position 1			
	Thomas E. Nelson	813	64.94 %
	Write-Ins	4	0.32 %
	Total	817	
	Under-Votes	435	34.74 %
	Over-Votes	0	0.00 %
	Total Votes Cast	1,252	
Corvallis RFPD, Position 2			
	Hal Lindsley	808	64.54 %
	Write-Ins	2	0.16 %
	Total	810	
	Under-Votes	442	35.30 %
	Over-Votes	0	0.00 %
	Total Votes Cast	1,252	
Corvallis RFPD, Position 5			
	Bob Conder	814	65.02 %
	Write-Ins	8	0.64 %
	Total	822	
	Under-Votes	430	34.35 %
	Over-Votes	0	0.00 %
	Total Votes Cast	1,252	
Hoskins-Kings Valley RFPD, Position 3			
	Jane Brandenburg	56	94.92 %
	Write-Ins	0	0.00 %
	Total	56	
	Under-Votes	3	5.08 %
	Over-Votes	0	0.00 %
	Total Votes Cast	59	
Hoskins-Kings Valley RFPD, Position 4			
	Betsy Boren	58	98.31 %
	Write-Ins	0	0.00 %
	Total	58	
	Under-Votes	1	1.69 %
	Over-Votes	0	0.00 %
	Total Votes Cast	59	

<u>Race/Measure</u>	<u>Candidate</u>	<u>Votes</u>	<u>Percent</u>
Hoskins-Kings Valley RFPD, Position 5			
	No Declared Candidates	0	0.00 %
	Write-Ins	3	5.08 %
	Total	3	
	Under-Votes	56	94.92 %
	Over-Votes	0	0.00 %
	Total Votes Cast	59	
Monroe RFPD, Position 1			
	Greg Klein	154	30.26 %
	George C. Daugherty	331	65.03 %
	Write-Ins	3	0.59 %
	Total	488	
	Under-Votes	21	4.13 %
	Over-Votes	0	0.00 %
	Total Votes Cast	509	
Monroe RFPD, Position 4			
	Robert Bateman	134	26.33 %
	Dave L. Rainey	344	67.58 %
	Write-Ins	3	0.59 %
	Total	481	
	Under-Votes	28	5.50 %
	Over-Votes	0	0.00 %
	Total Votes Cast	509	
Monroe RFPD, Position 5			
	Kenneth W. Oakes	419	82.32 %
	Write-Ins	6	1.18 %
	Total	425	
	Under-Votes	84	16.50 %
	Over-Votes	0	0.00 %
	Total Votes Cast	509	
North Albany RFPD, Position 1			
	Wes Price	132	80.98 %
	Write-Ins	2	1.23 %
	Total	134	
	Under-Votes	29	17.79 %
	Over-Votes	0	0.00 %
	Total Votes Cast	163	
North Albany RFPD, Position 2			
	Mike McLain	133	81.60 %
	Write-Ins	0	0.00 %
	Total	133	
	Under-Votes	30	18.40 %
	Over-Votes	0	0.00 %
	Total Votes Cast	163	

<u>Race/Measure</u>	<u>Candidate</u>	<u>Votes</u>	<u>Percent</u>
Palestine RFPD, Position 1			
	No Declared Candidates	0	0.00 %
	Write-Ins	4	6.15 %
	Total	4	
	Under-Votes	61	93.85 %
	Over-Votes	0	0.00 %
	Total Votes Cast	65	
Palestine RFPD, Position 2			
	Roger M. Biegel	52	80.00 %
	Write-Ins	3	4.62 %
	Total	55	
	Under-Votes	10	15.38 %
	Over-Votes	0	0.00 %
	Total Votes Cast	65	
Philomath Fire & Rescue, Position 1			
	John Booker, Jr.	187	15.00 %
	Tom Ries	861	69.05 %
	Write-Ins	6	0.48 %
	Total	1,054	
	Under-Votes	193	15.48 %
	Over-Votes	0	0.00 %
	Total Votes Cast	1,247	
Philomath Fire & Rescue, Position 2			
	Maggie Sweetin	877	70.33 %
	Write-Ins	19	1.52 %
	Total	896	
	Under-Votes	351	28.15 %
	Over-Votes	0	0.00 %
	Total Votes Cast	1,247	
Philomath Fire & Rescue, Position 3			
	Patrick Wills	852	68.32 %
	Write-Ins	15	1.20 %
	Total	867	
	Under-Votes	380	30.47 %
	Over-Votes	0	0.00 %
	Total Votes Cast	1,247	
Vineyard Mtn Park & Rec Dist, Position 1			
	Ray Topping	72	77.42 %
	Write-Ins	1	1.08 %
	Total	73	
	Under-Votes	20	21.51 %
	Over-Votes	0	0.00 %
	Total Votes Cast	93	

<u>Race/Measure</u>	<u>Candidate</u>	<u>Votes</u>	<u>Percent</u>
Vineyard Mtn Park & Rec Dist, Position 2			
	Fred Lacey	72	77.42 %
	Write-Ins	1	1.08 %
	Total	73	
	Under-Votes	20	21.51 %
	Over-Votes	0	0.00 %
	Total Votes Cast	93	
Vineyard Mtn Park & Rec Dist, Position 3			
	Sam Stern	69	74.19 %
	Write-Ins	1	1.08 %
	Total	70	
	Under-Votes	23	24.73 %
	Over-Votes	0	0.00 %
	Total Votes Cast	93	
Dumbeck Lane Water Control, Position 1			
	Sally Davis	17	41.46 %
	Rebecca McCluskey	20	48.78 %
	Write-Ins	1	2.44 %
	Total	38	
	Under-Votes	3	7.32 %
	Over-Votes	0	0.00 %
	Total Votes Cast	41	
Dumbeck Lane Water Control, Position 2			
	Donna Pompe	28	68.29 %
	Write-Ins	3	7.32 %
	Total	31	
	Under-Votes	10	24.39 %
	Over-Votes	0	0.00 %
	Total Votes Cast	41	
Junction City Water Control, Position 4			
	Merle Tish	22	62.86 %
	Write-Ins	0	0.00 %
	Total	22	
	Under-Votes	13	37.14 %
	Over-Votes	0	0.00 %
	Total Votes Cast	35	
Junction City Water Control, Position 5			
	Eric L. Freepons	23	65.71 %
	Write-Ins	1	2.86 %
	Total	24	
	Under-Votes	11	31.43 %
	Over-Votes	0	0.00 %
	Total Votes Cast	35	

<u>Race/Measure</u>	<u>Candidate</u>	<u>Votes</u>	<u>Percent</u>
Junction City Water Control, Position 6			
	Jerry W. Marguth	26	74.29 %
	Write-Ins	0	0.00 %
	Total	26	
	Under-Votes	9	25.71 %
	Over-Votes	0	0.00 %
	Total Votes Cast	35	
Junction City Water Control, Position 7			
	Ivan Paeschke	24	68.57 %
	Write-Ins	0	0.00 %
	Total	24	
	Under-Votes	11	31.43 %
	Over-Votes	0	0.00 %
	Total Votes Cast	35	
Junction City Water Control, Position 8			
	Scott W. Gibson	26	74.29 %
	Write-Ins	0	0.00 %
	Total	26	
	Under-Votes	9	25.71 %
	Over-Votes	0	0.00 %
	Total Votes Cast	35	
Junction City Water Control, Position 9			
	John F. Reerslev	22	62.86 %
	Write-Ins	0	0.00 %
	Total	22	
	Under-Votes	13	37.14 %
	Over-Votes	0	0.00 %
	Total Votes Cast	35	
Alsea Cemetery District, Position 2			
	Avie Wren	194	84.72 %
	Write-Ins	0	0.00 %
	Total	194	
	Under-Votes	35	15.28 %
	Over-Votes	0	0.00 %
	Total Votes Cast	229	
Alsea Cemetery District, Position 3			
	Steve Cantrell	208	90.83 %
	Write-Ins	1	0.44 %
	Total	209	
	Under-Votes	20	8.73 %
	Over-Votes	0	0.00 %
	Total Votes Cast	229	

<u>Race/Measure</u>	<u>Candidate</u>	<u>Votes</u>	<u>Percent</u>
22-49 Annex Property on Ellingson Rd SE			
	Yes	607	55.79 %
	No	469	43.11 %
	Total	1,076	
	Under-Votes	12	1.10 %
	Over-Votes	0	0.00 %
	Total Votes Cast	1,088	

OFFICIAL CANVASS

MAY 17, SPECIAL ELECTION
LANE COUNTY, OREGON

RUN DATE:06/01/2005 04:38 PM

Dir Pos 1 ALSEA SCHOOL DISTRICT #7J School Dst

VOTE FOR 1

	K	D	W		
	E	A	R		
C	V	L	N	V	I
H	A	E	N	I	T
E	N	U	Y	D	E
R	V	S	-		
Y	E	O	I		
L	N	N	N		
----	----	----	----		
0020 100103 MAPLETON	4	0	0		

TOTALS 4

PERCENT OF TOTAL 100.00

I certify the votes recorded on this abstract correctly summarize the tally of votes cast at the May 17, 2005 Special Election.

Annette K. Newingham
Chief Deputy County Clerk
Dated this 3rd day of June, 2005



OFFICIAL CANVASS

MAY 17, SPECIAL ELECTION
LANE COUNTY, OREGON

RUN DATE:06/01/2005 04:39 PM

Dir Pos 2 ALSEA SCHOOL DISTRICT #7J School Dst

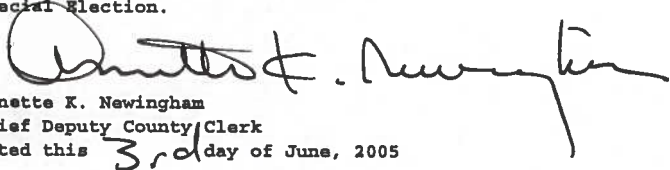
VOTE FOR 1

A	M	S		
D	C	W		
A	H	R		
M	R	I		
	E	T		
	I	E		
	B	-		
	E	I		
	R	N		
-----		-----		
	4	0		

0020 100103 MAPLETON

TOTALS 4
PERCENT OF TOTAL 100.00

I certify the votes recorded on this abstract correctly summarize the tally of votes cast at the May 17, 2005 Special Election.



Annette K. Newingham
Chief Deputy County Clerk
Dated this 3rd day of June, 2005



OFFICIAL CANVASS

MAY 17, SPECIAL ELECTION
LANE COUNTY, OREGON

RUN DATE:06/01/2005 04:40 PM

Dir Zone 1 MONROE SCHOOL DISTRICT #1J School Dst

VOTE FOR 1

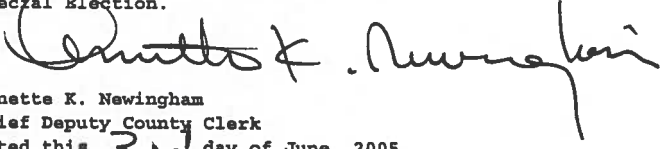
		W	
		R	
T	W		I
I	A		T
M	R		E
	D		-
	E		I
	N		N
-----		-----	-----

0008 100012 CHESHIRE	10	0
----------------------	----	---

TOTALS 10

PERCENT OF TOTAL 100.00

I certify the votes recorded on this abstract correctly summarize the tally of votes cast at the May 17, 2005 Special Election.



Annette K. Newingham
Chief Deputy County Clerk
Dated this 3rd day of June, 2005



OFFICIAL CANVASS

MAY 17, SPECIAL ELECTION
LANE COUNTY, OREGON

RUN DATE:06/01/2005 04:40 PM


Dir Zone 3 MONROE SCHOOL DISTRICT #1J School Dst

VOTE FOR 1

			W	
N	C	B	R	
A	U		I	
N	R		T	
C	N		E	
Y	E		-	
		T	I	
		T	N	
		-----	-----	
0008 100012 CHESHIRE		10	0	

TOTALS	10	
PERCENT OF TOTAL	100.00	

I certify the votes recorded on this abstract correctly summarize the tally of votes cast at the May 17, 2005 Special Election.



Annette K. Newingham
Chief Deputy County Clerk
Dated this 3rd day of June, 2005



OFFICIAL CANVASS

MAY 17, SPECIAL ELECTION
LANE COUNTY, OREGON

RUN DATE:06/01/2005 04:46 PM

Dir Zone 4 MONROE SCHOOL DISTRICT #1J School Dst

VOTE FOR 1


		W	
		R	
R	W	I	
O	A	T	
B	R	E	
E	D	-	
R	E	I	
T	N	N	
		-----	-----

0008 100012 CHESHIRE		10	0
----------------------	--	----	---

TOTALS 10

PERCENT OF TOTAL 100.00

I certify the votes recorded on this abstract correctly summarize the tally of votes cast at the May 17, 2005 Special Election.



Annette K. Newingham
Chief Deputy County Clerk
Dated this 3rd day of June, 2005



OFFICIAL CANVASS

MAY 17, SPECIAL ELECTION
LANE COUNTY, OREGON

RUN DATE:06/01/2005 04:46 PM


Dir Zone 5 MONROE SCHOOL DISTRICT #1J School Dst

VOTE FOR 1

	W	
	R	
T S	I	
O T	T	
N R	E	
Y O	-	
D	I	
A	N	
-----	-----	
0008 100012 CHESHIRE	11	0

TOTALS	11	
PERCENT OF TOTAL	100.00	

I certify the votes recorded on this abstract correctly summarize the tally of votes cast at the May 17, 2005 Special Election.



Annette K. Newingham
Chief Deputy County Clerk
Dated this 3rd day of June, 2005



OFFICIAL CANVASS

MAY 17, SPECIAL ELECTION
LANE COUNTY, OREGON

RUN DATE:06/03/2005 10:58 AM

Dir Pos 1 MONROE RURAL FIRE PROTECTION DISTRICT

VOTE FOR 1

	G	C	D	
	E	A	W	
	O	U	R	
	R	G	I	
G	K	G	H	T
R	L	E	E	E
E	E	R	-	
G	I	T	I	
N		Y	N	
----	----	----	----	
0008 100012 CHESHIRE	6	17	0	
TOTALS	6	17		

PERCENT OF TOTAL 26.08 73.91

I certify the votes recorded on this abstract correctly summarize the tally of votes cast at the May 17, 2005 Special Election.

Annette K. Newingham
Annette K. Newingham
Chief Deputy County Clerk

Dated this 3rd day of June, 2005



OFFICIAL CANVASS

MAY 17, SPECIAL ELECTION
LANE COUNTY, OREGON


RUN DATE:06/03/2005 11:07 AM

Dir Pos 4 MONROE RURAL FIRE PROTECTION DISTRICT

VOTE FOR 1

	R	B		W	
	O	A	D	L	R
	B	T	A	A	I
	E	E	V	I	E
	R	M	E	N	-
	T	A		E	I
		N		Y	N
	-----		-----		-----
0008 100012 CHESHIRE		8		15	0
	TOTALS	8		15	
	PERCENT OF TOTAL	34.78		65.21	

I certify the votes recorded on this abstract correctly summarize the tally of votes cast at the May 17, 2005 Special Election.



Annette K. Newingham
Chief Deputy County Clerk
Dated this 3rd day of June, 2005



OFFICIAL CANVASS

MAY 17, SPECIAL ELECTION
LANE COUNTY, OREGON

RUN DATE:06/03/2005 11:07 AM

Dir Pos 5 MONROE RURAL FIRE PROTECTION DISTRICT

VOTE FOR 1

		W	
K	W	O	R
E	A		I
N	K		T
N	E		E
E	S		-
T			I
H			N
		-----	-----

0008 100012 CHESHIRE 18 0

TOTALS 18

PERCENT OF TOTAL 100.00

I certify the votes recorded on this abstract correctly summarize the tally of votes cast at the May 17, 2005 Special Election.

Annette K. Newingham

Annette K. Newingham
Chief Deputy County Clerk
Dated this 3rd day of June, 2005



VOTE FOR 1

	BR LO AD KM EA N	AL RA NR OS LO DN	W R I T E - I N	D V O V O ET RE S	U V N O DT EE RS
0018 PRECINCT 40	0	0	0	0	0
0020 PRECINCT 44	105	78	0	0	14
CANDIDATE TOTALS	105	78			14
CANDIDATE PERCENT	53.29	39.59			7.10

CORVALLIS SCHOOL DIST 509J POS 4

WITH 2

VOTE FOR 1

	M A T T H E W	D J O H N N M	W R I T E - I N	D V O V O ET RE S	U V N O DT EE RS
0018 PRECINCT 40	0	0	0	0	0
0020 PRECINCT 44	93	70	0	4	30
CANDIDATE TOTALS	93	70		4	30
CANDIDATE PERCENT	47.20	35.53		2.03	15.22

NAME HEADING CANVASS

LINN COUNTY, OREGON
SPECIAL ELECTION
MAY 17, 2005

RUN DATE:05/31/05 03:35 PM

CORVALLIS SCHOOL DIST 509J POS 5

WITH 2

VOTE FOR 1

	H E L E N	Z I G I N S	H I I T E - I N	W R I T E - I N	D V O V O ET RE S	U V N O DT EE RS
0018 PRECINCT 40	0	0	0	0	0	0
0020 PRECINCT 44	146	2	0	49		
CANDIDATE TOTALS	146	2		49		
CANDIDATE PERCENT	74.11	1.01		24.87		

CORVALLIS SCHOOL DIST 509J POS 6

WITH 2

NAME HEADING CANVASS

LINN COUNTY, OREGON
SPECIAL ELECTION
MAY 17, 2005

RUN DATE: 05/31/05 03:35 PM

CORVALLIS SCHOOL DIST 509J POS 5

WITH

VOTE FOR 1

	H Z H	W	D V	U V
	E . I	R	V O	N O
	L G T		E	D T
	E N I	-	E	E E
	N I	N	S	R S
0018 PRECINCT 40	0	0	0	0
0020 PRECINCT 44	146	2	0	49
CANDIDATE TOTALS	146	2		49
CANDIDATE PERCENT	74.11	1.01		24.87

CORVALLIS SCHOOL DIST 509J POS 6

WITH

VOTE FOR 1

	D M K	W	D V	U V
	O . E	R	V O	N O
	N I	I	E T	D T
	N M	-	R E	E E
	A	N	S	R S
0018 PRECINCT 40	0	0	0	0
0020 PRECINCT 44	144	0	0	53
CANDIDATE TOTALS	144			53
CANDIDATE PERCENT	73.09			26.90

CORVALLIS RURAL F.P. DIST POS 1

WITH 4 OF

VOTE FOR 1

W
R
T E N I
H . E T O V U V
O L E V O N D
M S - E T D T
A O I R E E E
S N N S R S

0003 PRECINCT 19	34	1	0	1
0018 PRECINCT 40	0	0	0	0
0020 PRECINCT 44	135	0	0	50
0023 PRECINCT 47	2	0	0	0
CANDIDATE TOTALS	171	1		51
CANDIDATE PERCENT	76.68	.44		22.86

CORVALLIS RURAL F.P. DIST POS 2

WITH 4 OF

VOTE FOR 1

H L W
A I R
L N I
D T O V U V
S E V O N D
L E T E T D T
E I R E E E
Y N S R S

0003 PRECINCT 19	34	1	0	1
0018 PRECINCT 40	0	0	0	0
0020 PRECINCT 44	132	0	0	53
0023 PRECINCT 47	2	0	0	0
CANDIDATE TOTALS	168	1		54
CANDIDATE PERCENT	75.33	.44		24.21

SPECIAL ELECTION
MAY 17, 2005

RUN DATE:05/31/05 03:35 PM

CORVALLIS RURAL F.P. DIST POS 5

WITH 4-1

VOTE FOR 1

	W R	B C	I	T	B V	U V
	B N	D	E	V O	N D	
	E	R	I	E T	D T	
	R	N	S	R E	E E	R S
0003 PRECINCT 19	34	1	0	1		
0018 PRECINCT 40	0	0	0	0		1
0020 PRECINCT 44	135	0	0	0		0
0023 PRECINCT 47	2	0	0	0		50
CANDIDATE TOTALS	171	1	0	0		0
CANDIDATE PERCENT	76.68	.44				22.86

NAME HEADING CANVASS

POLK COUNTY, OREGON
DISTRICT ELECTION
MAY 17, 2005

RUN DATE: 05/31/05 03:20 PM

REPORT-EL111 PAGE 0008

PERRYDALE SCHOOL DIST 21 POS 3

VOTE FOR 1

	B I L L M E Y E R	K W E E I N C H L E R	W R I T T E I N S	O V O L U N T E E R S	U N D E R S
0102 PRECINCT 102	34	17	0	0	2
0106 PRECINCT 106	122	64	0	0	0
CANDIDATE TOTALS	156	81			2
CANDIDATE PERCENT	65.82	34.17			

PERRYDALE SCHOOL DIST 21 POS 5

VOTE FOR 1

	C H I L S E R	M I T T E I N S	W R I T T E E R S	O V O L U N T E E R S	U N D E R S
0102 PRECINCT 102	37	2	0	0	14
0106 PRECINCT 106	131	4	0	0	51
CANDIDATE TOTALS	168	6			65
CANDIDATE PERCENT	96.55	3.44			

PHILOMATH SCHOOL DIST 17J POS 1

VOTE FOR 1

	J B O O H O N K E R S E N	B H E A N N S E N	J D I A M M J R O	B A R A I R C H A M I A N O	W R I T T E E R S	O V O L U N T E E R S	U N D E R S
0152 PRECINCT 152	0	0	2	2	0	0	0
CANDIDATE TOTALS			2	2			
CANDIDATE PERCENT			50.00	50.00			

CERTIFIED TO BE A TRUE AND
CORRECT COPY OF THE ORIGINAL
VALERIE UNGER, Polk County Clerk

By Codi Judell Deputy



NAME HEADING CANVASS

POLK COUNTY, OREGON
DISTRICT ELECTION
MAY 17, 2005

RUN DATE: 05/31/05 03:20 PM

REPORT-EL111 PAGE 0009

PHILOMATH SCHOOL DIST 17J POS 3

CERTIFIED TO BE A TRUE AND
CORRECT COPY OF THE ORIGINAL
VALERIE UNGER, Polk County Clerk

By Codi Judell Deputy


VOTE FOR 1

B	A	W				
E	N	R				
T	D	I				
S	E	T	O	V	U	V
Y	R	E	S	V	N	O
	S			E	T	D
	O	I	R	E	E	
	N	N	S	R	S	

	4	0	0	0	0	

0152 PRECINCT 152

CANDIDATE TOTALS 4
CANDIDATE PERCENT 100.00



PHILOMATH SCHOOL DIST 17J POS 4

VOTE FOR 1

D	E	M	L	S	W				
A	R	A	L	R					
V	I	R	I	I					
I	C	I	Z	T	O	V	U	V	
D	K	L	E	E	V	O	N	O	
S	Y	S			E	T	D	T	
	O	N	K	I	R	E	E	E	
	N	I	N	S	R	S			

	0	4	0	0	0	0			

0152 PRECINCT 152

CANDIDATE TOTALS 4
CANDIDATE PERCENT 100.00

SALEM-KEIZER SCHOOL DIST 24J ZONE 1

VOTE FOR 1

				W					
		C	A	R	I				
		H	R						
S	E	A	N	B	M	T	O	V	U
T	V	R	E	O	I	E	V	O	N
E	A	L	S	B	N		E	T	D
V	N	I	T	B	K	I	R	E	E
E	S	E	Y			N	S	R	S

0102 PRECINCT 102
0118 PRECINCT 118
0122 PRECINCT 122
0134 PRECINCT 134
0144 PRECINCT 144
0146 PRECINCT 146
0154 PRECINCT 154

CANDIDATE TOTALS	1404	685	834	10	9	125
CANDIDATE PERCENT	47.86	23.35	28.43	.34		

NAME HEADING CANVASS

POLK COUNTY, OREGON
DISTRICT ELECTION
MAY 17, 2005

RUN DATE: 05/31/05 03:20 PM

REPORT-EL111

PAGE 0015

HOSKINS-KINGS VLY RURAL FIRE DIST POS 3

VOTE FOR 1

	J	B			
	A	R			
	N	A			
	E	N	W		
	D		R		
	E	I			
	N	T	O	V	U
	B	E	V	O	N
	U	-	E	T	D
	R	I	R	E	E
	G	N	S		R
					S
0118 PRECINCT 118	0	0	0	0	0
0152 PRECINCT 152	4	0	0	0	0
CANDIDATE TOTALS	4				
CANDIDATE PERCENT	100.00				

HOSKINS-KINGS VLY RURAL FIRE DIST POS 4

VOTE FOR 1


			W		
			R		
			I		
	B	B	T	O	V
	E	O	E	V	O
	T	R	-	E	T
	S	E	I	R	E
	Y	N	N	S	
					R
					S
0118 PRECINCT 118	0	0	0	0	0
0152 PRECINCT 152	4	0	0	0	0
CANDIDATE TOTALS	4				
CANDIDATE PERCENT	100.00				

HOSKINS-KINGS VLY RURAL FIRE DIST POS 5

VOTE FOR 1

			W		
			R		
			I		
			T	O	V
			E	V	O
			-	E	T
			I	R	E
			N	S	
					R
					S
0118 PRECINCT 118	0	0	0	0	0
0152 PRECINCT 152	0	0	0	4	0

CERTIFIED TO BE A TRUE AND
CORRECT COPY OF THE ORIGINAL
VALERIE UNGER, Polk County Clerk
By Codi Judell Deputy

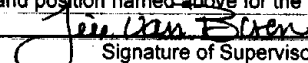


**OFFICIAL RESULTS OF WRITE-IN BALLOT COUNTS
FOR MAY 17, 2005 BENTON COUNTY ELECTIONS**

NAME OF DISTRICT IS: ALSEA RURAL FIRE PROTECTION DISTRICT
POSITION OR ZONE NUMBER IS: POSITION THREE SEL 900
PRECINCT NUMBER IS: 14
PAGE 1 OF 1

NAME OF WRITE-IN	5	10	15	20	25	30	35	40	TOTAL
George Spears	III	III							8
Walter Hendrix	I								1
Ron DeYoung	I								1
Chris Leavett	I								1
Willie Wilson	I								1
Bill Smith	I								1
Ron DeYoung	III								3
Chris Leavitt	III								3
Tim Pearson	III								3
Cleve Jackson	I								1
Brian Leavitt	I								1
Ivan Bedelt	I								1
Carol DeYoung	I								1
John Koetz	I								1
Kathy Koetz	I								1
John Clark	I								1
Tim O'Neil	I								1
Gary Haley	I								1
NOT TALLIED BY MACHINE									

I certify the votes recorded on this abstract correctly summarize the tally of votes cast in the district and position named above for the election of May 17, 2005.

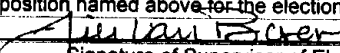

 Signature of Supervisor of Elections
 Date Certification completed May 19, 2005

**OFFICIAL RESULTS OF WRITE-IN BALLOT COUNTS
FOR MAY 17, 2005 BENTON COUNTY ELECTIONS**

NAME OF DISTRICT IS: **HOSKINS-KINGS VALLEY RURAL FIRE**
 POSITION OR ZONE NUMBER IS: **POSITION FIVE** SEL 900
 PRECINCT NUMBER IS: **15**
 PAGE 1 OF 1

NAME OF WRITE-IN	5	10	15	20	25	30	35	40	TOTAL
Joseph Fulton	11								2
Richard Kwells	1								1
Joseph Fulton did not respond as a write-in candidate. Dateline has now passed. Position is vacant as of June 17, 2005.									
									3
NOT TALLIED BY MACHINE									

I certify the votes recorded on this abstract correctly summarize the tally of votes cast in the district and position named above for the election of May 17, 2005.


 Signature of Supervisor of Elections
 Date Certification completed May 19, 2005

