

**BENTON COUNTY ELECTIONS DIVISION
OFFICIAL RACE RESULTS BY PRECINCT
SPECIAL ELECTION MAY 17TH, 2005**

<u>Precincts Reporting</u> 20	<u>Total Precincts</u> 20	<u>Percent Completed</u> 100%
----------------------------------	------------------------------	----------------------------------

<u>Precinct</u>	<u>Candidate</u>	<u>Votes</u>	<u>Percent</u>
Linn-Benton-Lincoln ESD, Zone 2			
PRECINCT 10			
	Melvin Larkin	350	71.57 %
	Write-Ins	3	0.61 %
	Total	353	
	Under-Votes	136	27.81 %
	Over-Votes	0	0.00 %
	Total Votes Cast	489	
PRECINCT 13			
	Melvin Larkin	68	66.02 %
	Write-Ins	1	0.97 %
	Total	69	
	Under-Votes	34	33.01 %
	Over-Votes	0	0.00 %
	Total Votes Cast	103	
PRECINCT 14			
	Melvin Larkin	142	55.25 %
	Write-Ins	2	0.78 %
	Total	144	
	Under-Votes	113	43.97 %
	Over-Votes	0	0.00 %
	Total Votes Cast	257	
PRECINCT 15			
	Melvin Larkin	400	57.55 %
	Write-Ins	5	0.72 %
	Total	405	
	Under-Votes	290	41.73 %
	Over-Votes	0	0.00 %
	Total Votes Cast	695	
PRECINCT 20			
	Melvin Larkin	289	71.71 %
	Write-Ins	6	1.49 %
	Total	295	
	Under-Votes	108	26.80 %
	Over-Votes	0	0.00 %
	Total Votes Cast	403	

<u>Precinct</u>	<u>Candidate</u>	<u>Votes</u>	<u>Percent</u>
Linn-Benton-Lincoln ESD, Zone 3			
PRECINCT 06	Peter Tarzian	64	75.29 %
	Write-Ins	2	2.35 %
	Total	66	
	Under-Votes	19	22.35 %
	Over-Votes	0	0.00 %
	Total Votes Cast	85	
PRECINCT 07	Peter Tarzian	912	65.56 %
	Write-Ins	11	0.79 %
	Total	923	
	Under-Votes	468	33.64 %
	Over-Votes	0	0.00 %
	Total Votes Cast	1,391	
PRECINCT 08	Peter Tarzian	876	68.22 %
	Write-Ins	7	0.55 %
	Total	883	
	Under-Votes	401	31.23 %
	Over-Votes	0	0.00 %
	Total Votes Cast	1,284	
PRECINCT 09	Peter Tarzian	485	74.16 %
	Write-Ins	8	1.22 %
	Total	493	
	Under-Votes	161	24.62 %
	Over-Votes	0	0.00 %
	Total Votes Cast	654	
PRECINCT 11	Peter Tarzian	730	67.10 %
	Write-Ins	13	1.19 %
	Total	743	
	Under-Votes	345	31.71 %
	Over-Votes	0	0.00 %
	Total Votes Cast	1,088	
PRECINCT 12	Peter Tarzian	35	55.56 %
	Write-Ins	1	1.59 %
	Total	36	
	Under-Votes	27	42.86 %
	Over-Votes	0	0.00 %
	Total Votes Cast	63	
PRECINCT 16	Peter Tarzian	259	61.37 %
	Write-Ins	1	0.24 %
	Total	260	
	Under-Votes	162	38.39 %
	Over-Votes	0	0.00 %
	Total Votes Cast	422	
PRECINCT 17	Peter Tarzian	550	65.48 %
	Write-Ins	9	1.07 %
	Total	559	
	Under-Votes	281	33.45 %
	Over-Votes	0	0.00 %
	Total Votes Cast	840	

<u>Precinct</u>	<u>Candidate</u>	<u>Votes</u>	<u>Percent</u>
PRECINCT 18			
	Peter Tarzian	158	83.60 %
	Write-Ins	4	2.12 %
	Total	162	
	Under-Votes	27	14.29 %
	Over-Votes	0	0.00 %
	Total Votes Cast	189	

<u>Precinct</u>	<u>Candidate</u>	<u>Votes</u>	<u>Percent</u>
Linn-Benton-Lincoln ESD, Zone 4			
PRECINCT 01	David Dowrie	721	73.05 %
	Write-Ins	14	1.42 %
	Total	735	
	Under-Votes	252	25.53 %
	Over-Votes	0	0.00 %
	Total Votes Cast	987	
PRECINCT 02	David Dowrie	171	65.52 %
	Write-Ins	8	3.07 %
	Total	179	
	Under-Votes	82	31.42 %
	Over-Votes	0	0.00 %
	Total Votes Cast	261	
PRECINCT 03	David Dowrie	337	69.06 %
	Write-Ins	9	1.84 %
	Total	346	
	Under-Votes	142	29.10 %
	Over-Votes	0	0.00 %
	Total Votes Cast	488	
PRECINCT 04	David Dowrie	235	64.74 %
	Write-Ins	2	0.55 %
	Total	237	
	Under-Votes	126	34.71 %
	Over-Votes	0	0.00 %
	Total Votes Cast	363	
PRECINCT 05	David Dowrie	391	66.05 %
	Write-Ins	2	0.34 %
	Total	393	
	Under-Votes	199	33.61 %
	Over-Votes	0	0.00 %
	Total Votes Cast	592	
PRECINCT 06	David Dowrie	491	69.06 %
	Write-Ins	7	0.98 %
	Total	498	
	Under-Votes	213	29.96 %
	Over-Votes	0	0.00 %
	Total Votes Cast	711	
PRECINCT 19	David Dowrie	287	61.72 %
	Write-Ins	5	1.08 %
	Total	292	
	Under-Votes	173	37.20 %
	Over-Votes	0	0.00 %
	Total Votes Cast	465	

<u>Precinct</u>	<u>Candidate</u>	<u>Votes</u>	<u>Percent</u>
Lane Community College, P/Z 1			
PRECINCT 13			
	Paul Holman	15	14.56 %
	Rob Spooner	15	14.56 %
	Rich Cunningham	27	26.21 %
	Write-Ins	1	0.97 %
	Total	58	
	Under-Votes	45	43.69 %
	Over-Votes	0	0.00 %
	Total Votes Cast	103	
PRECINCT 20			
	Paul Holman	24	15.00 %
	Rob Spooner	24	15.00 %
	Rich Cunningham	50	31.25 %
	Write-Ins	1	0.63 %
	Total	99	
	Under-Votes	61	38.13 %
	Over-Votes	0	0.00 %
	Total Votes Cast	160	
Lane Community College, P/Z 3			
PRECINCT 13			
	Pat Riggs-Henson	55	53.40 %
	Write-Ins	2	1.94 %
	Total	57	
	Under-Votes	46	44.66 %
	Over-Votes	0	0.00 %
	Total Votes Cast	103	
PRECINCT 20			
	Pat Riggs-Henson	104	65.00 %
	Write-Ins	1	0.63 %
	Total	105	
	Under-Votes	55	34.38 %
	Over-Votes	0	0.00 %
	Total Votes Cast	160	
Lane Community College, P/Z 4			
PRECINCT 13			
	Susie Johnston	55	53.40 %
	Write-Ins	2	1.94 %
	Total	57	
	Under-Votes	46	44.66 %
	Over-Votes	0	0.00 %
	Total Votes Cast	103	
PRECINCT 20			
	Susie Johnston	102	63.75 %
	Write-Ins	1	0.63 %
	Total	103	
	Under-Votes	57	35.63 %
	Over-Votes	0	0.00 %
	Total Votes Cast	160	

<u>Precinct</u>	<u>Candidate</u>	<u>Votes</u>	<u>Percent</u>
Linn-Benton Comm College, Zone 2-3(A)			
PRECINCT 11			
	Wes Price	764	70.22 %
	Write-Ins	13	1.19 %
	Total	777	
	Under-Votes	311	28.58 %
	Over-Votes	0	0.00 %
	Total Votes Cast	1,088	
PRECINCT 18			
	Wes Price	161	85.19 %
	Write-Ins	4	2.12 %
	Total	165	
	Under-Votes	24	12.70 %
	Over-Votes	0	0.00 %
	Total Votes Cast	189	

<u>Precinct</u>	<u>Candidate</u>	<u>Votes</u>	<u>Percent</u>
Linn-Benton Comm College, Zone 5			
PRECINCT 10			
	John Booker, Jr.	77	15.75 %
	Ronald (Ron) Mason	346	70.76 %
	Write-Ins	2	0.41 %
	Total	425	
	Under-Votes	64	13.09 %
	Over-Votes	0	0.00 %
	Total Votes Cast	489	
PRECINCT 12			
	John Booker, Jr.	12	19.05 %
	Ronald (Ron) Mason	26	41.27 %
	Write-Ins	2	3.17 %
	Total	40	
	Under-Votes	23	36.51 %
	Over-Votes	0	0.00 %
	Total Votes Cast	63	
PRECINCT 14			
	John Booker, Jr.	56	21.79 %
	Ronald (Ron) Mason	81	31.52 %
	Write-Ins	1	0.39 %
	Total	138	
	Under-Votes	119	46.30 %
	Over-Votes	0	0.00 %
	Total Votes Cast	257	
PRECINCT 15			
	John Booker, Jr.	76	10.92 %
	Ronald (Ron) Mason	454	65.23 %
	Write-Ins	2	0.29 %
	Total	532	
	Under-Votes	163	23.42 %
	Over-Votes	1	0.14 %
	Total Votes Cast	696	
PRECINCT 16			
	John Booker, Jr.	51	12.09 %
	Ronald (Ron) Mason	184	43.60 %
	Write-Ins	0	0.00 %
	Total	235	
	Under-Votes	187	44.31 %
	Over-Votes	0	0.00 %
	Total Votes Cast	422	
PRECINCT 17			
	John Booker, Jr.	125	14.88 %
	Ronald (Ron) Mason	384	45.71 %
	Write-Ins	5	0.60 %
	Total	514	
	Under-Votes	326	38.81 %
	Over-Votes	0	0.00 %
	Total Votes Cast	840	
PRECINCT 19			
	John Booker, Jr.	62	13.33 %
	Ronald (Ron) Mason	234	50.32 %
	Write-Ins	0	0.00 %
	Total	296	
	Under-Votes	169	36.34 %
	Over-Votes	0	0.00 %
	Total Votes Cast	465	

<u>Precinct</u>	<u>Candidate</u>	<u>Votes</u>	<u>Percent</u>
PRECINCT 20			
	John Booker, Jr.	61	25.10 %
	Ronald (Ron) Mason	73	30.04 %
	Write-Ins	4	1.65 %
	Total	138	
	Under-Votes	104	42.80 %
	Over-Votes	1	0.41 %
	Total Votes Cast	243	

<u>Precinct</u>	<u>Candidate</u>	<u>Votes</u>	<u>Percent</u>
Linn-Benton Comm College, Zone 6-7(A)			
PRECINCT 01	Tom Wogaman	768	77.81 %
	Write-Ins	8	0.81 %
	Total	776	
	Under-Votes	211	21.38 %
	Over-Votes	0	0.00 %
	Total Votes Cast	987	
PRECINCT 02	Tom Wogaman	187	71.65 %
	Write-Ins	5	1.92 %
	Total	192	
	Under-Votes	69	26.44 %
	Over-Votes	0	0.00 %
	Total Votes Cast	261	
PRECINCT 03	Tom Wogaman	353	72.34 %
	Write-Ins	7	1.43 %
	Total	360	
	Under-Votes	128	26.23 %
	Over-Votes	0	0.00 %
	Total Votes Cast	488	
PRECINCT 04	Tom Wogaman	276	76.03 %
	Write-Ins	1	0.28 %
	Total	277	
	Under-Votes	86	23.69 %
	Over-Votes	0	0.00 %
	Total Votes Cast	363	
PRECINCT 05	Tom Wogaman	427	72.13 %
	Write-Ins	2	0.34 %
	Total	429	
	Under-Votes	163	27.53 %
	Over-Votes	0	0.00 %
	Total Votes Cast	592	
PRECINCT 06	Tom Wogaman	602	75.63 %
	Write-Ins	13	1.63 %
	Total	615	
	Under-Votes	181	22.74 %
	Over-Votes	0	0.00 %
	Total Votes Cast	796	
PRECINCT 07	Tom Wogaman	1,015	72.97 %
	Write-Ins	18	1.29 %
	Total	1,033	
	Under-Votes	358	25.74 %
	Over-Votes	0	0.00 %
	Total Votes Cast	1,391	
PRECINCT 08	Tom Wogaman	960	74.77 %
	Write-Ins	12	0.93 %
	Total	972	
	Under-Votes	312	24.30 %
	Over-Votes	0	0.00 %
	Total Votes Cast	1,284	

<u>Precinct</u>	<u>Candidate</u>	<u>Votes</u>	<u>Percent</u>
PRECINCT 09			
	Tom Wogaman	523	79.97 %
	Write-Ins	5	0.76 %
	Total	528	
	Under-Votes	126	19.27 %
	Over-Votes	0	0.00 %
	Total Votes Cast	654	

<u>Precinct</u>	<u>Candidate</u>	<u>Votes</u>	<u>Percent</u>
Alsea School District 7J, Position 1			
PRECINCT 14			
	Cheryl Van Leuven	170	66.15 %
	Kenny Davidson	79	30.74 %
	Write-Ins	1	0.39 %
	Total	250	
	Under-Votes	7	2.72 %
	Over-Votes	0	0.00 %
	Total Votes Cast	257	
Alsea School District 7J, Position 2			
PRECINCT 14			
	Adam M. Schreiber	220	85.60 %
	Write-Ins	6	2.33 %
	Total	226	
	Under-Votes	31	12.06 %
	Over-Votes	0	0.00 %
	Total Votes Cast	257	
Central School District 13J, Position 1			
PRECINCT 15			
	No Declared Candidates	0	0.00 %
	Write-Ins	0	0.00 %
	Total	0	
	Under-Votes	1	100.00 %
	Over-Votes	0	0.00 %
	Total Votes Cast	1	
Central School District 13J, Position 2			
PRECINCT 15			
	Jim Pesano	1	100.00 %
	Write-Ins	0	0.00 %
	Total	1	
	Under-Votes	0	0.00 %
	Over-Votes	0	0.00 %
	Total Votes Cast	1	
Central School District 13J, Position 4			
PRECINCT 15			
	Lorel (Lori) Peyer	1	100.00 %
	Write-Ins	0	0.00 %
	Total	1	
	Under-Votes	0	0.00 %
	Over-Votes	0	0.00 %
	Total Votes Cast	1	
Central School District 13J, Position 6			
PRECINCT 15			
	Traci Hamilton	0	0.00 %
	Jason Brown	1	100.00 %
	Write-Ins	0	0.00 %
	Total	1	
	Under-Votes	0	0.00 %
	Over-Votes	0	0.00 %
	Total Votes Cast	1	

<u>Precinct</u>	<u>Candidate</u>	<u>Votes</u>	<u>Percent</u>
Corvallis School Dist 509J, Position 1			
PRECINCT 01			
	Blake Rodman	510	51.67 %
	Arnold Larson	429	43.47 %
	Write-Ins	6	0.61 %
	Total	945	
	Under-Votes	41	4.15 %
	Over-Votes	1	0.10 %
	Total Votes Cast	987	
PRECINCT 02			
	Blake Rodman	143	54.79 %
	Arnold Larson	91	34.87 %
	Write-Ins	6	2.30 %
	Total	240	
	Under-Votes	21	8.05 %
	Over-Votes	0	0.00 %
	Total Votes Cast	261	
PRECINCT 03			
	Blake Rodman	284	58.20 %
	Arnold Larson	174	35.66 %
	Write-Ins	3	0.61 %
	Total	461	
	Under-Votes	27	5.53 %
	Over-Votes	0	0.00 %
	Total Votes Cast	488	
PRECINCT 04			
	Blake Rodman	199	54.82 %
	Arnold Larson	144	39.67 %
	Write-Ins	0	0.00 %
	Total	343	
	Under-Votes	20	5.51 %
	Over-Votes	0	0.00 %
	Total Votes Cast	363	
PRECINCT 05			
	Blake Rodman	349	58.95 %
	Arnold Larson	216	36.49 %
	Write-Ins	0	0.00 %
	Total	565	
	Under-Votes	27	4.56 %
	Over-Votes	0	0.00 %
	Total Votes Cast	592	
PRECINCT 06			
	Blake Rodman	412	51.76 %
	Arnold Larson	350	43.97 %
	Write-Ins	3	0.38 %
	Total	765	
	Under-Votes	31	3.89 %
	Over-Votes	0	0.00 %
	Total Votes Cast	796	
PRECINCT 07			
	Blake Rodman	802	57.66 %
	Arnold Larson	529	38.03 %
	Write-Ins	2	0.14 %
	Total	1,333	
	Under-Votes	58	4.17 %
	Over-Votes	0	0.00 %
	Total Votes Cast	1,391	

<u>Precinct</u>	<u>Candidate</u>	<u>Votes</u>	<u>Percent</u>
PRECINCT 08	Blake Rodman	674	52.49 %
	Arnold Larson	552	42.99 %
	Write-Ins	2	0.16 %
	Total	1,228	
	Under-Votes	56	4.36 %
	Over-Votes	0	0.00 %
	Total Votes Cast	1,284	
PRECINCT 09	Blake Rodman	322	49.24 %
	Arnold Larson	284	43.43 %
	Write-Ins	0	0.00 %
	Total	606	
	Under-Votes	48	7.34 %
	Over-Votes	0	0.00 %
	Total Votes Cast	654	
PRECINCT 12	Blake Rodman	22	34.92 %
	Arnold Larson	30	47.62 %
	Write-Ins	0	0.00 %
	Total	52	
	Under-Votes	11	17.46 %
	Over-Votes	0	0.00 %
	Total Votes Cast	63	
PRECINCT 16	Blake Rodman	195	46.21 %
	Arnold Larson	184	43.60 %
	Write-Ins	1	0.24 %
	Total	380	
	Under-Votes	42	9.95 %
	Over-Votes	0	0.00 %
	Total Votes Cast	422	
PRECINCT 17	Blake Rodman	398	47.38 %
	Arnold Larson	376	44.76 %
	Write-Ins	2	0.24 %
	Total	776	
	Under-Votes	64	7.62 %
	Over-Votes	0	0.00 %
	Total Votes Cast	840	
PRECINCT 19	Blake Rodman	239	51.40 %
	Arnold Larson	184	39.57 %
	Write-Ins	2	0.43 %
	Total	425	
	Under-Votes	40	8.60 %
	Over-Votes	0	0.00 %
	Total Votes Cast	465	

<u>Precinct</u>	<u>Candidate</u>	<u>Votes</u>	<u>Percent</u>
Corvallis School Dist 509J, Position 4			
PRECINCT 01			
	Matthew Donohue	448	45.39 %
	John Turman	440	44.58 %
	Write-Ins	6	0.61 %
	Total	894	
	Under-Votes	93	9.42 %
	Over-Votes	0	0.00 %
	Total Votes Cast	987	
PRECINCT 02			
	Matthew Donohue	154	59.00 %
	John Turman	72	27.59 %
	Write-Ins	6	2.30 %
	Total	232	
	Under-Votes	29	11.11 %
	Over-Votes	0	0.00 %
	Total Votes Cast	261	
PRECINCT 03			
	Matthew Donohue	273	55.94 %
	John Turman	165	33.81 %
	Write-Ins	3	0.61 %
	Total	441	
	Under-Votes	47	9.63 %
	Over-Votes	0	0.00 %
	Total Votes Cast	488	
PRECINCT 04			
	Matthew Donohue	200	55.10 %
	John Turman	107	29.48 %
	Write-Ins	0	0.00 %
	Total	307	
	Under-Votes	56	15.43 %
	Over-Votes	0	0.00 %
	Total Votes Cast	363	
PRECINCT 05			
	Matthew Donohue	375	63.34 %
	John Turman	148	25.00 %
	Write-Ins	2	0.34 %
	Total	525	
	Under-Votes	67	11.32 %
	Over-Votes	0	0.00 %
	Total Votes Cast	592	
PRECINCT 06			
	Matthew Donohue	420	52.76 %
	John Turman	316	39.70 %
	Write-Ins	0	0.00 %
	Total	736	
	Under-Votes	60	7.54 %
	Over-Votes	0	0.00 %
	Total Votes Cast	796	
PRECINCT 07			
	Matthew Donohue	711	51.11 %
	John Turman	536	38.53 %
	Write-Ins	2	0.14 %
	Total	1,249	
	Under-Votes	142	10.21 %
	Over-Votes	0	0.00 %
	Total Votes Cast	1,391	

<u>Precinct</u>	<u>Candidate</u>	<u>Votes</u>	<u>Percent</u>
PRECINCT 08			
	Matthew Donohue	596	46.42 %
	John Turman	540	42.06 %
	Write-Ins	4	0.31 %
	Total	1,140	
	Under-Votes	144	11.21 %
	Over-Votes	0	0.00 %
	Total Votes Cast	1,284	
PRECINCT 09			
	Matthew Donohue	284	43.43 %
	John Turman	315	48.17 %
	Write-Ins	0	0.00 %
	Total	599	
	Under-Votes	55	8.41 %
	Over-Votes	0	0.00 %
	Total Votes Cast	654	
PRECINCT 12			
	Matthew Donohue	18	28.57 %
	John Turman	39	61.90 %
	Write-Ins	0	0.00 %
	Total	57	
	Under-Votes	6	9.52 %
	Over-Votes	0	0.00 %
	Total Votes Cast	63	
PRECINCT 16			
	Matthew Donohue	181	42.89 %
	John Turman	172	40.76 %
	Write-Ins	1	0.24 %
	Total	354	
	Under-Votes	68	16.11 %
	Over-Votes	0	0.00 %
	Total Votes Cast	422	
PRECINCT 17			
	Matthew Donohue	386	45.95 %
	John Turman	333	39.64 %
	Write-Ins	6	0.71 %
	Total	725	
	Under-Votes	115	13.69 %
	Over-Votes	0	0.00 %
	Total Votes Cast	840	
PRECINCT 19			
	Matthew Donohue	241	51.83 %
	John Turman	171	36.77 %
	Write-Ins	1	0.22 %
	Total	413	
	Under-Votes	52	11.18 %
	Over-Votes	0	0.00 %
	Total Votes Cast	465	

<u>Precinct</u>	<u>Candidate</u>	<u>Votes</u>	<u>Percent</u>
Corvallis School Dist 509J, Position 5			
PRECINCT 01	Helen Z. Higgins	742	75.18 %
	Write-Ins	15	1.52 %
	Total	757	
	Under-Votes	230	23.30 %
	Over-Votes	0	0.00 %
	Total Votes Cast	987	
PRECINCT 02	Helen Z. Higgins	176	67.43 %
	Write-Ins	6	2.30 %
	Total	182	
	Under-Votes	79	30.27 %
	Over-Votes	0	0.00 %
	Total Votes Cast	261	
PRECINCT 03	Helen Z. Higgins	340	69.67 %
	Write-Ins	16	3.28 %
	Total	356	
	Under-Votes	132	27.05 %
	Over-Votes	0	0.00 %
	Total Votes Cast	488	
PRECINCT 04	Helen Z. Higgins	254	69.97 %
	Write-Ins	4	1.10 %
	Total	258	
	Under-Votes	105	28.93 %
	Over-Votes	0	0.00 %
	Total Votes Cast	363	
PRECINCT 05	Helen Z. Higgins	402	67.91 %
	Write-Ins	11	1.86 %
	Total	413	
	Under-Votes	179	30.24 %
	Over-Votes	0	0.00 %
	Total Votes Cast	592	
PRECINCT 06	Helen Z. Higgins	575	72.24 %
	Write-Ins	11	1.38 %
	Total	586	
	Under-Votes	210	26.38 %
	Over-Votes	0	0.00 %
	Total Votes Cast	796	
PRECINCT 07	Helen Z. Higgins	932	67.00 %
	Write-Ins	24	1.73 %
	Total	956	
	Under-Votes	435	31.27 %
	Over-Votes	0	0.00 %
	Total Votes Cast	1,391	
PRECINCT 08	Helen Z. Higgins	885	68.93 %
	Write-Ins	12	0.93 %
	Total	897	
	Under-Votes	387	30.14 %
	Over-Votes	0	0.00 %
	Total Votes Cast	1,284	

<u>Precinct</u>	<u>Candidate</u>	<u>Votes</u>	<u>Percent</u>
PRECINCT 09	Helen Z. Higgins	502	76.76 %
	Write-Ins	5	0.76 %
	Total	507	
	Under-Votes	147	22.48 %
	Over-Votes	0	0.00 %
	Total Votes Cast	654	
PRECINCT 12	Helen Z. Higgins	35	55.56 %
	Write-Ins	1	1.59 %
	Total	36	
	Under-Votes	27	42.86 %
	Over-Votes	0	0.00 %
	Total Votes Cast	63	
PRECINCT 16	Helen Z. Higgins	278	65.88 %
	Write-Ins	6	1.42 %
	Total	284	
	Under-Votes	138	32.70 %
	Over-Votes	0	0.00 %
	Total Votes Cast	422	
PRECINCT 17	Helen Z. Higgins	580	69.05 %
	Write-Ins	7	0.83 %
	Total	587	
	Under-Votes	253	30.12 %
	Over-Votes	0	0.00 %
	Total Votes Cast	840	
PRECINCT 19	Helen Z. Higgins	293	63.01 %
	Write-Ins	10	2.15 %
	Total	303	
	Under-Votes	162	34.84 %
	Over-Votes	0	0.00 %
	Total Votes Cast	465	

<u>Precinct</u>	<u>Candidate</u>	<u>Votes</u>	<u>Percent</u>
Corvallis School Dist 509J, Position 6			
PRECINCT 01	Donna M. Keim	746	75.58 %
	Write-Ins	18	1.82 %
	Total	764	
	Under-Votes	223	22.59 %
	Over-Votes	0	0.00 %
	Total Votes Cast	987	
PRECINCT 02	Donna M. Keim	173	66.28 %
	Write-Ins	8	3.07 %
	Total	181	
	Under-Votes	80	30.65 %
	Over-Votes	0	0.00 %
	Total Votes Cast	261	
PRECINCT 03	Donna M. Keim	351	71.93 %
	Write-Ins	10	2.05 %
	Total	361	
	Under-Votes	127	26.02 %
	Over-Votes	0	0.00 %
	Total Votes Cast	488	
PRECINCT 04	Donna M. Keim	276	76.03 %
	Write-Ins	3	0.83 %
	Total	279	
	Under-Votes	84	23.14 %
	Over-Votes	0	0.00 %
	Total Votes Cast	363	
PRECINCT 05	Donna M. Keim	418	70.61 %
	Write-Ins	6	1.01 %
	Total	424	
	Under-Votes	168	28.38 %
	Over-Votes	0	0.00 %
	Total Votes Cast	592	
PRECINCT 06	Donna M. Keim	571	71.73 %
	Write-Ins	10	1.26 %
	Total	581	
	Under-Votes	215	27.01 %
	Over-Votes	0	0.00 %
	Total Votes Cast	796	
PRECINCT 07	Donna M. Keim	972	69.88 %
	Write-Ins	15	1.08 %
	Total	987	
	Under-Votes	404	29.04 %
	Over-Votes	0	0.00 %
	Total Votes Cast	1,391	
PRECINCT 08	Donna M. Keim	881	68.61 %
	Write-Ins	16	1.25 %
	Total	897	
	Under-Votes	387	30.14 %
	Over-Votes	0	0.00 %
	Total Votes Cast	1,284	

<u>Precinct</u>	<u>Candidate</u>	<u>Votes</u>	<u>Percent</u>
PRECINCT 09	Donna M. Keim	507	77.52 %
	Write-Ins	6	0.92 %
	Total	513	
	Under-Votes	141	21.56 %
	Over-Votes	0	0.00 %
	Total Votes Cast	654	
PRECINCT 12	Donna M. Keim	34	53.97 %
	Write-Ins	1	1.59 %
	Total	35	
	Under-Votes	28	44.44 %
	Over-Votes	0	0.00 %
	Total Votes Cast	63	
PRECINCT 16	Donna M. Keim	284	67.30 %
	Write-Ins	7	1.66 %
	Total	291	
	Under-Votes	131	31.04 %
	Over-Votes	0	0.00 %
	Total Votes Cast	422	
PRECINCT 17	Donna M. Keim	578	68.81 %
	Write-Ins	13	1.55 %
	Total	591	
	Under-Votes	249	29.64 %
	Over-Votes	0	0.00 %
	Total Votes Cast	840	
PRECINCT 19	Donna M. Keim	300	64.52 %
	Write-Ins	5	1.08 %
	Total	305	
	Under-Votes	160	34.41 %
	Over-Votes	0	0.00 %
	Total Votes Cast	465	

<u>Precinct</u>	<u>Candidate</u>	<u>Votes</u>	<u>Percent</u>
Greater Albany Public Schools 8J, Zone 2			
PRECINCT 11			
	Donald R. Bacher	693	63.69 %
	Write-Ins	14	1.29 %
	Total	707	
	Under-Votes	381	35.02 %
	Over-Votes	0	0.00 %
	Total Votes Cast	1,088	
PRECINCT 18			
	Donald R. Bacher	157	83.07 %
	Write-Ins	2	1.06 %
	Total	159	
	Under-Votes	30	15.87 %
	Over-Votes	0	0.00 %
	Total Votes Cast	189	
Greater Albany Public Schools 8J, Zone 4			
PRECINCT 11			
	Tom Sramek, Jr.	673	61.86 %
	Write-Ins	12	1.10 %
	Total	685	
	Under-Votes	403	37.04 %
	Over-Votes	0	0.00 %
	Total Votes Cast	1,088	
PRECINCT 18			
	Tom Sramek, Jr.	149	78.84 %
	Write-Ins	2	1.06 %
	Total	151	
	Under-Votes	38	20.11 %
	Over-Votes	0	0.00 %
	Total Votes Cast	189	
Greater Albany Public Schools 8J, Zone 5			
PRECINCT 11			
	Sandi (Stothoff) Gordon	680	62.50 %
	Write-Ins	9	0.83 %
	Total	689	
	Under-Votes	399	36.67 %
	Over-Votes	0	0.00 %
	Total Votes Cast	1,088	
PRECINCT 18			
	Sandi (Stothoff) Gordon	158	83.60 %
	Write-Ins	2	1.06 %
	Total	160	
	Under-Votes	29	15.34 %
	Over-Votes	0	0.00 %
	Total Votes Cast	189	
Harrisburg School District 7, Position 1			
PRECINCT 20			
	Wayne Swango	8	100.00 %
	Write-Ins	0	0.00 %
	Total	8	
	Under-Votes	0	0.00 %
	Over-Votes	0	0.00 %
	Total Votes Cast	8	

<u>Precinct</u>	<u>Candidate</u>	<u>Votes</u>	<u>Percent</u>
Harrisburg School District 7, Position 4			
PRECINCT 20			
	Randy Klemm	2	25.00 %
	Tom Malpass	6	75.00 %
	Write-Ins	0	0.00 %
	Total	8	
	Under-Votes	0	0.00 %
	Over-Votes	0	0.00 %
	Total Votes Cast	8	
Harrisburg School District 7, Position 5			
PRECINCT 20			
	Scott Newman	3	37.50 %
	Lane Borchers	5	62.50 %
	Write-Ins	0	0.00 %
	Total	8	
	Under-Votes	0	0.00 %
	Over-Votes	0	0.00 %
	Total Votes Cast	8	
Monroe School District 1J, Zone 1			
PRECINCT 13			
	Tim Warden	79	76.70 %
	Write-Ins	2	1.94 %
	Total	81	
	Under-Votes	22	21.36 %
	Over-Votes	0	0.00 %
	Total Votes Cast	103	
PRECINCT 20			
	Tim Warden	311	78.73 %
	Write-Ins	3	0.76 %
	Total	314	
	Under-Votes	81	20.51 %
	Over-Votes	0	0.00 %
	Total Votes Cast	395	
Monroe School District 1J, Zone 3			
PRECINCT 13			
	Nancy C. Burnett	69	66.99 %
	Write-Ins	2	1.94 %
	Total	71	
	Under-Votes	32	31.07 %
	Over-Votes	0	0.00 %
	Total Votes Cast	103	
PRECINCT 20			
	Nancy C. Burnett	267	67.59 %
	Write-Ins	8	2.03 %
	Total	275	
	Under-Votes	120	30.38 %
	Over-Votes	0	0.00 %
	Total Votes Cast	395	

<u>Precinct</u>	<u>Candidate</u>	<u>Votes</u>	<u>Percent</u>
Monroe School District 1J, Zone 4			
PRECINCT 13			
	Robert Warden	73	70.87 %
	Write-Ins	2	1.94 %
	Total	75	
	Under-Votes	28	27.18 %
	Over-Votes	0	0.00 %
	Total Votes Cast	103	
PRECINCT 20			
	Robert Warden	304	76.96 %
	Write-Ins	4	1.01 %
	Total	308	
	Under-Votes	87	22.03 %
	Over-Votes	0	0.00 %
	Total Votes Cast	395	
Monroe School District 1J, Zone 5			
PRECINCT 13			
	Tony Stroda	80	77.67 %
	Write-Ins	5	4.85 %
	Total	85	
	Under-Votes	18	17.48 %
	Over-Votes	0	0.00 %
	Total Votes Cast	103	
PRECINCT 20			
	Tony Stroda	325	82.28 %
	Write-Ins	4	1.01 %
	Total	329	
	Under-Votes	66	16.71 %
	Over-Votes	0	0.00 %
	Total Votes Cast	395	
Philomath School Dist 17J, Position 1			
PRECINCT 10			
	Ben Hansen	177	36.20 %
	John Booker, Jr.	25	5.11 %
	Jim Damitio	53	10.84 %
	Barbara A. Richmond	218	44.58 %
	Write-Ins	1	0.20 %
	Total	474	
	Under-Votes	15	3.07 %
	Over-Votes	0	0.00 %
	Total Votes Cast	489	
PRECINCT 15			
	Ben Hansen	185	26.62 %
	John Booker, Jr.	30	4.32 %
	Jim Damitio	156	22.45 %
	Barbara A. Richmond	260	37.41 %
	Write-Ins	5	0.72 %
	Total	636	
	Under-Votes	58	8.35 %
	Over-Votes	1	0.14 %
	Total Votes Cast	695	

<u>Precinct</u>	<u>Candidate</u>	<u>Votes</u>	<u>Percent</u>
Philomath School Dist 17J, Position 3			
PRECINCT 10			
	Betsy Anderson	402	82.21 %
	Write-Ins	5	1.02 %
	Total	407	
	Under-Votes	82	16.77 %
	Over-Votes	0	0.00 %
	Total Votes Cast	489	
PRECINCT 15			
	Betsy Anderson	507	72.95 %
	Write-Ins	10	1.44 %
	Total	517	
	Under-Votes	178	25.61 %
	Over-Votes	0	0.00 %
	Total Votes Cast	695	
Philomath School Dist 17J, Position 4			
PRECINCT 10			
	David Erickson	240	49.08 %
	Marilyn L. Slizeski	213	43.56 %
	Write-Ins	3	0.61 %
	Total	456	
	Under-Votes	33	6.75 %
	Over-Votes	0	0.00 %
	Total Votes Cast	489	
PRECINCT 15			
	David Erickson	266	38.27 %
	Marilyn L. Slizeski	317	45.61 %
	Write-Ins	3	0.43 %
	Total	586	
	Under-Votes	109	15.68 %
	Over-Votes	0	0.00 %
	Total Votes Cast	695	
Adair RFPD, Position 2			
PRECINCT 12			
	Mary Wright	45	71.43 %
	Write-Ins	0	0.00 %
	Total	45	
	Under-Votes	18	28.57 %
	Over-Votes	0	0.00 %
	Total Votes Cast	63	
PRECINCT 17			
	Mary Wright	107	73.29 %
	Write-Ins	2	1.37 %
	Total	109	
	Under-Votes	37	25.34 %
	Over-Votes	0	0.00 %
	Total Votes Cast	146	

<u>Precinct</u>	<u>Candidate</u>	<u>Votes</u>	<u>Percent</u>
Adair RFPD, Position 3			
PRECINCT 12			
	Dick Green	44	69.84 %
	Write-Ins	0	0.00 %
	Total	44	
	Under-Votes	19	30.16 %
	Over-Votes	0	0.00 %
	Total Votes Cast	63	
PRECINCT 17			
	Dick Green	109	74.66 %
	Write-Ins	2	1.37 %
	Total	111	
	Under-Votes	35	23.97 %
	Over-Votes	0	0.00 %
	Total Votes Cast	146	
Adair RFPD, Position 4			
PRECINCT 12			
	Mary E. Hardenbrook	46	73.02 %
	Write-Ins	0	0.00 %
	Total	46	
	Under-Votes	17	26.98 %
	Over-Votes	0	0.00 %
	Total Votes Cast	63	
PRECINCT 17			
	Mary E. Hardenbrook	110	75.34 %
	Write-Ins	2	1.37 %
	Total	112	
	Under-Votes	34	23.29 %
	Over-Votes	0	0.00 %
	Total Votes Cast	146	
Adair RFPD, Position 5			
PRECINCT 12			
	Frances I. Harris	46	73.02 %
	Write-Ins	0	0.00 %
	Total	46	
	Under-Votes	17	26.98 %
	Over-Votes	0	0.00 %
	Total Votes Cast	63	
PRECINCT 17			
	Frances I. Harris	106	72.60 %
	Write-Ins	1	0.68 %
	Total	107	
	Under-Votes	39	26.71 %
	Over-Votes	0	0.00 %
	Total Votes Cast	146	
Alsea RFPD, Position 1			
PRECINCT 14			
	No Declared Candidates	0	0.00 %
	Write-Ins	27	10.80 %
	Total	27	
	Under-Votes	223	89.20 %
	Over-Votes	0	0.00 %
	Total Votes Cast	250	

<u>Precinct</u>	<u>Candidate</u>	<u>Votes</u>	<u>Percent</u>
Alsea RFPD, Position 2			
PRECINCT 14			
	Russ Sapp	200	80.00 %
	Write-Ins	5	2.00 %
	Total	205	
	Under-Votes	45	18.00 %
	Over-Votes	0	0.00 %
	Total Votes Cast	250	
Alsea RFPD, Position 3			
PRECINCT 14			
	No Declared Candidates	0	0.00 %
	Write-Ins	31	12.40 %
	Total	31	
	Under-Votes	219	87.60 %
	Over-Votes	0	0.00 %
	Total Votes Cast	250	
Blodgett-Summit RFPD, Position 3			
PRECINCT 15			
	Margaret L. Clark	70	70.71 %
	Write-Ins	0	0.00 %
	Total	70	
	Under-Votes	29	29.29 %
	Over-Votes	0	0.00 %
	Total Votes Cast	99	
Blodgett-Summit RFPD, Position 4			
PRECINCT 15			
	Jim Damitio	76	76.77 %
	Write-Ins	2	2.02 %
	Total	78	
	Under-Votes	21	21.21 %
	Over-Votes	0	0.00 %
	Total Votes Cast	99	
Blodgett-Summit RFPD, Position 5			
PRECINCT 15			
	T. Paul Adams	78	78.79 %
	Write-Ins	0	0.00 %
	Total	78	
	Under-Votes	21	21.21 %
	Over-Votes	0	0.00 %
	Total Votes Cast	99	

<u>Precinct</u>	<u>Candidate</u>	<u>Votes</u>	<u>Percent</u>
Corvallis RFPD, Position 1			
PRECINCT 16	Thomas E. Nelson	263	63.22 %
	Write-Ins	2	0.48 %
	Total	265	
	Under-Votes	151	36.30 %
	Over-Votes	0	0.00 %
	Total Votes Cast	416	
PRECINCT 17	Thomas E. Nelson	432	66.98 %
	Write-Ins	2	0.31 %
	Total	434	
	Under-Votes	211	32.71 %
	Over-Votes	0	0.00 %
	Total Votes Cast	645	
PRECINCT 19	Thomas E. Nelson	118	61.78 %
	Write-Ins	0	0.00 %
	Total	118	
	Under-Votes	73	38.22 %
	Over-Votes	0	0.00 %
	Total Votes Cast	191	
Corvallis RFPD, Position 2			
PRECINCT 16	Hal Lindsley	265	63.70 %
	Write-Ins	1	0.24 %
	Total	266	
	Under-Votes	150	36.06 %
	Over-Votes	0	0.00 %
	Total Votes Cast	416	
PRECINCT 17	Hal Lindsley	426	66.05 %
	Write-Ins	1	0.16 %
	Total	427	
	Under-Votes	218	33.80 %
	Over-Votes	0	0.00 %
	Total Votes Cast	645	
PRECINCT 19	Hal Lindsley	117	61.26 %
	Write-Ins	0	0.00 %
	Total	117	
	Under-Votes	74	38.74 %
	Over-Votes	0	0.00 %
	Total Votes Cast	191	

<u>Precinct</u>	<u>Candidate</u>	<u>Votes</u>	<u>Percent</u>
Corvallis RFPD, Position 5			
PRECINCT 16			
	Bob Conder	262	62.98 %
	Write-Ins	7	1.68 %
	Total	269	
	Under-Votes	147	35.34 %
	Over-Votes	0	0.00 %
	Total Votes Cast	416	
PRECINCT 17			
	Bob Conder	435	67.44 %
	Write-Ins	1	0.16 %
	Total	436	
	Under-Votes	209	32.40 %
	Over-Votes	0	0.00 %
	Total Votes Cast	645	
PRECINCT 19			
	Bob Conder	117	61.26 %
	Write-Ins	0	0.00 %
	Total	117	
	Under-Votes	74	38.74 %
	Over-Votes	0	0.00 %
	Total Votes Cast	191	
Hoskins-Kings Valley RFPD, Position 3			
PRECINCT 15			
	Jane Brandenburg	56	94.92 %
	Write-Ins	0	0.00 %
	Total	56	
	Under-Votes	3	5.08 %
	Over-Votes	0	0.00 %
	Total Votes Cast	59	
Hoskins-Kings Valley RFPD, Position 4			
PRECINCT 15			
	Betsy Boren	58	98.31 %
	Write-Ins	0	0.00 %
	Total	58	
	Under-Votes	1	1.69 %
	Over-Votes	0	0.00 %
	Total Votes Cast	59	
Hoskins-Kings Valley RFPD, Position 5			
PRECINCT 15			
	No Declared Candidates	0	0.00 %
	Write-Ins	3	5.08 %
	Total	3	
	Under-Votes	56	94.92 %
	Over-Votes	0	0.00 %
	Total Votes Cast	59	

<u>Precinct</u>	<u>Candidate</u>	<u>Votes</u>	<u>Percent</u>
Monroe RFPD, Position 1			
PRECINCT 13			
	Greg Klein	27	26.21 %
	George C. Daugherty	76	73.79 %
	Write-Ins	0	0.00 %
	Total	103	
	Under-Votes	0	0.00 %
	Over-Votes	0	0.00 %
	Total Votes Cast	103	
PRECINCT 19			
	Greg Klein	1	33.33 %
	George C. Daugherty	2	66.67 %
	Write-Ins	0	0.00 %
	Total	3	
	Under-Votes	0	0.00 %
	Over-Votes	0	0.00 %
	Total Votes Cast	3	
PRECINCT 20			
	Greg Klein	126	31.27 %
	George C. Daugherty	253	62.78 %
	Write-Ins	3	0.74 %
	Total	382	
	Under-Votes	21	5.21 %
	Over-Votes	0	0.00 %
	Total Votes Cast	403	
Monroe RFPD, Position 4			
PRECINCT 13			
	Robert Bateman	30	29.13 %
	Dave L. Rainey	69	66.99 %
	Write-Ins	0	0.00 %
	Total	99	
	Under-Votes	4	3.88 %
	Over-Votes	0	0.00 %
	Total Votes Cast	103	
PRECINCT 19			
	Robert Bateman	0	0.00 %
	Dave L. Rainey	3	100.00 %
	Write-Ins	0	0.00 %
	Total	3	
	Under-Votes	0	0.00 %
	Over-Votes	0	0.00 %
	Total Votes Cast	3	
PRECINCT 20			
	Robert Bateman	104	25.81 %
	Dave L. Rainey	272	67.49 %
	Write-Ins	3	0.74 %
	Total	379	
	Under-Votes	24	5.96 %
	Over-Votes	0	0.00 %
	Total Votes Cast	403	

<u>Precinct</u>	<u>Candidate</u>	<u>Votes</u>	<u>Percent</u>
Monroe RFPD, Position 5			
PRECINCT 13			
	Kenneth W. Oakes	88	85.44 %
	Write-Ins	2	1.94 %
	Total	90	
	Under-Votes	13	12.62 %
	Over-Votes	0	0.00 %
	Total Votes Cast	103	
PRECINCT 19			
	Kenneth W. Oakes	3	100.00 %
	Write-Ins	0	0.00 %
	Total	3	
	Under-Votes	0	0.00 %
	Over-Votes	0	0.00 %
	Total Votes Cast	3	
PRECINCT 20			
	Kenneth W. Oakes	328	81.39 %
	Write-Ins	4	0.99 %
	Total	332	
	Under-Votes	71	17.62 %
	Over-Votes	0	0.00 %
	Total Votes Cast	403	
North Albany RFPD, Position 1			
PRECINCT 17			
	Wes Price	18	58.06 %
	Write-Ins	0	0.00 %
	Total	18	
	Under-Votes	13	41.94 %
	Over-Votes	0	0.00 %
	Total Votes Cast	31	
PRECINCT 18			
	Wes Price	114	86.36 %
	Write-Ins	2	1.52 %
	Total	116	
	Under-Votes	16	12.12 %
	Over-Votes	0	0.00 %
	Total Votes Cast	132	
North Albany RFPD, Position 2			
PRECINCT 17			
	Mike McLain	18	58.06 %
	Write-Ins	0	0.00 %
	Total	18	
	Under-Votes	13	41.94 %
	Over-Votes	0	0.00 %
	Total Votes Cast	31	
PRECINCT 18			
	Mike McLain	115	87.12 %
	Write-Ins	0	0.00 %
	Total	115	
	Under-Votes	17	12.88 %
	Over-Votes	0	0.00 %
	Total Votes Cast	132	

<u>Precinct</u>	<u>Candidate</u>	<u>Votes</u>	<u>Percent</u>
Palestine RFPD, Position 1			
PRECINCT 17			
	No Declared Candidates	0	0.00 %
	Write-Ins	0	0.00 %
	Total	0	
	Under-Votes	8	100.00 %
	Over-Votes	0	0.00 %
	Total Votes Cast	8	
PRECINCT 18			
	No Declared Candidates	0	0.00 %
	Write-Ins	4	7.02 %
	Total	4	
	Under-Votes	53	92.98 %
	Over-Votes	0	0.00 %
	Total Votes Cast	57	
Palestine RFPD, Position 2			
PRECINCT 17			
	Roger M. Biegel	6	75.00 %
	Write-Ins	1	12.50 %
	Total	7	
	Under-Votes	1	12.50 %
	Over-Votes	0	0.00 %
	Total Votes Cast	8	
PRECINCT 18			
	Roger M. Biegel	46	80.70 %
	Write-Ins	2	3.51 %
	Total	48	
	Under-Votes	9	15.79 %
	Over-Votes	0	0.00 %
	Total Votes Cast	57	

<u>Precinct</u>	<u>Candidate</u>	<u>Votes</u>	<u>Percent</u>
Philomath Fire & Rescue, Position 1			
PRECINCT 10			
	John Booker, Jr.	66	13.50 %
	Tom Ries	383	78.32 %
	Write-Ins	2	0.41 %
	Total	451	
	Under-Votes	38	7.77 %
	Over-Votes	0	0.00 %
	Total Votes Cast	489	
PRECINCT 15			
	John Booker, Jr.	80	15.38 %
	Tom Ries	370	71.15 %
	Write-Ins	2	0.38 %
	Total	452	
	Under-Votes	68	13.08 %
	Over-Votes	0	0.00 %
	Total Votes Cast	520	
PRECINCT 16			
	John Booker, Jr.	0	0 %
	Tom Ries	0	0 %
	Write-Ins	0	0 %
	Total	0	
	Under-Votes	0	0 %
	Over-Votes	0	0 %
	Total Votes Cast		
PRECINCT 17			
	John Booker, Jr.	1	33.33 %
	Tom Ries	0	0.00 %
	Write-Ins	0	0.00 %
	Total	1	
	Under-Votes	2	66.67 %
	Over-Votes	0	0.00 %
	Total Votes Cast	3	
PRECINCT 19			
	John Booker, Jr.	40	17.02 %
	Tom Ries	108	45.96 %
	Write-Ins	2	0.85 %
	Total	150	
	Under-Votes	85	36.17 %
	Over-Votes	0	0.00 %
	Total Votes Cast	235	

<u>Precinct</u>	<u>Candidate</u>	<u>Votes</u>	<u>Percent</u>
Philomath Fire & Rescue, Position 2			
PRECINCT 10	Maggie Sweetin	390	79.75 %
	Write-Ins	9	1.84 %
	Total	399	
	Under-Votes	90	18.40 %
	Over-Votes	0	0.00 %
	Total Votes Cast	489	
PRECINCT 15	Maggie Sweetin	360	69.23 %
	Write-Ins	6	1.15 %
	Total	366	
	Under-Votes	154	29.62 %
	Over-Votes	0	0.00 %
	Total Votes Cast	520	
PRECINCT 16	Maggie Sweetin	0	0 %
	Write-Ins	0	0 %
	Total	0	
	Under-Votes	0	0 %
	Over-Votes	0	0 %
	Total Votes Cast		
PRECINCT 17	Maggie Sweetin	0	0.00 %
	Write-Ins	0	0.00 %
	Total	0	
	Under-Votes	3	100.00 %
	Over-Votes	0	0.00 %
	Total Votes Cast	3	
PRECINCT 19	Maggie Sweetin	127	54.04 %
	Write-Ins	4	1.70 %
	Total	131	
	Under-Votes	104	44.26 %
	Over-Votes	0	0.00 %
	Total Votes Cast	235	

<u>Precinct</u>	<u>Candidate</u>	<u>Votes</u>	<u>Percent</u>
Philomath Fire & Rescue, Position 3			
PRECINCT 10	Patrick Wills	380	77.71 %
	Write-Ins	4	0.82 %
	Total	384	
	Under-Votes	105	21.47 %
	Over-Votes	0	0.00 %
	Total Votes Cast	489	
PRECINCT 15	Patrick Wills	347	66.73 %
	Write-Ins	8	1.54 %
	Total	355	
	Under-Votes	165	31.73 %
	Over-Votes	0	0.00 %
	Total Votes Cast	520	
PRECINCT 16	Patrick Wills	0	0 %
	Write-Ins	0	0 %
	Total	0	
	Under-Votes	0	0 %
	Over-Votes	0	0 %
	Total Votes Cast		
PRECINCT 17	Patrick Wills	0	0.00 %
	Write-Ins	0	0.00 %
	Total	0	
	Under-Votes	3	100.00 %
	Over-Votes	0	0.00 %
	Total Votes Cast	3	
PRECINCT 19	Patrick Wills	125	53.19 %
	Write-Ins	3	1.28 %
	Total	128	
	Under-Votes	107	45.53 %
	Over-Votes	0	0.00 %
	Total Votes Cast	235	

<u>Precinct</u>	<u>Candidate</u>	<u>Votes</u>	<u>Percent</u>
Vineyard Mtn Park & Rec Dist, Position 1			
PRECINCT 16			
	Ray Topping	23	95.83 %
	Write-Ins	1	4.17 %
	Total	24	
	Under-Votes	0	0.00 %
	Over-Votes	0	0.00 %
	Total Votes Cast	24	
PRECINCT 17			
	Ray Topping	49	71.01 %
	Write-Ins	0	0.00 %
	Total	49	
	Under-Votes	20	28.99 %
	Over-Votes	0	0.00 %
	Total Votes Cast	69	
Vineyard Mtn Park & Rec Dist, Position 2			
PRECINCT 16			
	Fred Lacey	21	87.50 %
	Write-Ins	1	4.17 %
	Total	22	
	Under-Votes	2	8.33 %
	Over-Votes	0	0.00 %
	Total Votes Cast	24	
PRECINCT 17			
	Fred Lacey	51	73.91 %
	Write-Ins	0	0.00 %
	Total	51	
	Under-Votes	18	26.09 %
	Over-Votes	0	0.00 %
	Total Votes Cast	69	
Vineyard Mtn Park & Rec Dist, Position 3			
PRECINCT 16			
	Sam Stern	21	87.50 %
	Write-Ins	1	4.17 %
	Total	22	
	Under-Votes	2	8.33 %
	Over-Votes	0	0.00 %
	Total Votes Cast	24	
PRECINCT 17			
	Sam Stern	48	69.57 %
	Write-Ins	0	0.00 %
	Total	48	
	Under-Votes	21	30.43 %
	Over-Votes	0	0.00 %
	Total Votes Cast	69	

<u>Precinct</u>	<u>Candidate</u>	<u>Votes</u>	<u>Percent</u>
Dumbeck Lane Water Control, Position 1			
PRECINCT 18			
	Sally Davis	17	41.46 %
	Rebecca McCluskey	20	48.78 %
	Write-Ins	1	2.44 %
	Total	38	
	Under-Votes	3	7.32 %
	Over-Votes	0	0.00 %
	Total Votes Cast	41	
Dumbeck Lane Water Control, Position 2			
PRECINCT 18			
	Donna Pompe	28	68.29 %
	Write-Ins	3	7.32 %
	Total	31	
	Under-Votes	10	24.39 %
	Over-Votes	0	0.00 %
	Total Votes Cast	41	

<u>Precinct</u>	<u>Candidate</u>	<u>Votes</u>	<u>Percent</u>
Junction City Water Control, Position 4			
PRECINCT 20			
	Merle Tish	22	62.86 %
	Write-Ins	0	0.00 %
	Total	22	
	Under-Votes	13	37.14 %
	Over-Votes	0	0.00 %
	Total Votes Cast	35	
Junction City Water Control, Position 5			
PRECINCT 20			
	Eric L. Freepons	23	65.71 %
	Write-Ins	1	2.86 %
	Total	24	
	Under-Votes	11	31.43 %
	Over-Votes	0	0.00 %
	Total Votes Cast	35	
Junction City Water Control, Position 6			
PRECINCT 20			
	Jerry W. Marguth	26	74.29 %
	Write-Ins	0	0.00 %
	Total	26	
	Under-Votes	9	25.71 %
	Over-Votes	0	0.00 %
	Total Votes Cast	35	
Junction City Water Control, Position 7			
PRECINCT 20			
	Ivan Paeschke	24	68.57 %
	Write-Ins	0	0.00 %
	Total	24	
	Under-Votes	11	31.43 %
	Over-Votes	0	0.00 %
	Total Votes Cast	35	
Junction City Water Control, Position 8			
PRECINCT 20			
	Scott W. Gibson	26	74.29 %
	Write-Ins	0	0.00 %
	Total	26	
	Under-Votes	9	25.71 %
	Over-Votes	0	0.00 %
	Total Votes Cast	35	
Junction City Water Control, Position 9			
PRECINCT 20			
	John F. Reerslev	22	62.86 %
	Write-Ins	0	0.00 %
	Total	22	
	Under-Votes	13	37.14 %
	Over-Votes	0	0.00 %
	Total Votes Cast	35	

<u>Precinct</u>	<u>Candidate</u>	<u>Votes</u>	<u>Percent</u>
Alsea Cemetery District, Position 2			
PRECINCT 14			
	Avie Wren	194	84.72 %
	Write-Ins	0	0.00 %
	Total	194	
	Under-Votes	35	15.28 %
	Over-Votes	0	0.00 %
	Total Votes Cast	229	
Alsea Cemetery District, Position 3			
PRECINCT 14			
	Steve Cantrell	208	90.83 %
	Write-Ins	1	0.44 %
	Total	209	
	Under-Votes	20	8.73 %
	Over-Votes	0	0.00 %
	Total Votes Cast	229	
22-49 Annex Property on Ellingson Rd SE			
PRECINCT 11			
	Yes	607	55.79 %
	No	469	43.11 %
	Total	1,076	
	Under-Votes	12	1.10 %
	Over-Votes	0	0.00 %
	Total Votes Cast	1,088	

OFFICIAL CANVASS

MAY 17, SPECIAL ELECTION
LANE COUNTY, OREGON

RUN DATE:06/01/2005 04:38 PM

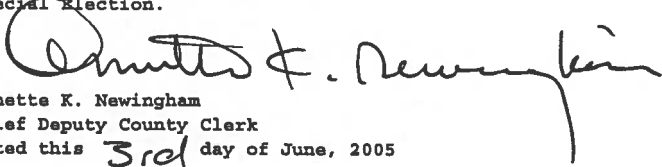
Dir Pos 1 ALSEA SCHOOL DISTRICT #7J School Dst

VOTE FOR 1

	K	D	W		
	E	A	R		
C	V	L	N	V	I
H	A	E	N	I	T
E	N	U	Y	D	E
R	V	S	-		
Y	E	O	I		
L	N	N	N		
----	----	----	----		
0020 100103 MAPLETON	4	0	0		
TOTALS	4				

PERCENT OF TOTAL 100.00

I certify the votes recorded on this abstract correctly summarize the tally of votes cast at the May 17, 2005 Special Election.



Annette K. Newingham
Chief Deputy County Clerk
Dated this 3rd day of June, 2005



OFFICIAL CANVASS

MAY 17, SPECIAL ELECTION
LANE COUNTY, OREGON

RUN DATE:06/01/2005 04:39 PM

Dir Pos 2 ALSEA SCHOOL DISTRICT #7J School Dst

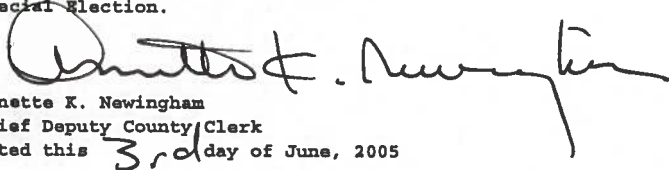
VOTE FOR 1

A	M	S		
D	C	W		
A	H	R		
M	R	I		
	E	T		
	I	E		
	B	-		
	E	I		
	R	N		
-----		-----		
	4	0		

0020 100103 MAPLETON

TOTALS 4
PERCENT OF TOTAL 100.00

I certify the votes recorded on this abstract correctly summarize the tally of votes cast at the May 17, 2005 Special Election.



Annette K. Newingham
Chief Deputy County Clerk
Dated this 3rd day of June, 2005



OFFICIAL CANVASS

MAY 17, SPECIAL ELECTION
LANE COUNTY, OREGON

RUN DATE:06/01/2005 04:40 PM

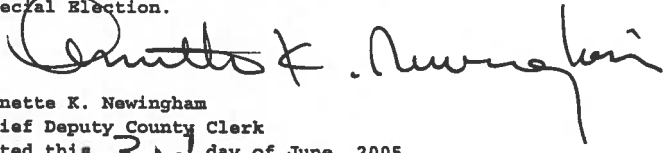
Dir Zone 1 MONROE SCHOOL DISTRICT #1J School Dst

VOTE FOR 1

		W	
		R	
T	W	I	
I	A	T	
M	R	E	
	D	-	
	E	I	
	N	N	
-----		-----	
0008 100012 CHESHIRE		10	0

TOTALS	10
PERCENT OF TOTAL	100.00

I certify the votes recorded on this abstract correctly summarize the tally of votes cast at the May 17, 2005 Special Election.



Annette K. Newingham
Chief Deputy County Clerk
Dated this 3rd day of June, 2005



OFFICIAL CANVASS

MAY 17, SPECIAL ELECTION
LANE COUNTY, OREGON

RUN DATE:06/01/2005 04:40 PM


Dir Zone 3 MONROE SCHOOL DISTRICT #1J School Dist

VOTE FOR 1

			W	
N	C	B	R	
A	U		I	
N	R		T	
C	N		E	
Y	E		-	
		T	I	
		T	N	
		-----	-----	
0008 100012 CHESHIRE		10	0	

TOTALS	10	
PERCENT OF TOTAL	100.00	

I certify the votes recorded on this abstract correctly summarize the tally of votes cast at the May 17, 2005 Special Election.



Annette K. Newingham
Chief Deputy County Clerk
Dated this 3rd day of June, 2005



OFFICIAL CANVASS

MAY 17, SPECIAL ELECTION
LANE COUNTY, OREGON

RUN DATE:06/01/2005 04:46 PM

Dir Zone 4 MONROE SCHOOL DISTRICT #1J School Dst

VOTE FOR 1


		W	
		R	
R	W	I	
O	A	T	
B	R	E	
E	D	-	
R	E	I	
T	N	N	
		-----	-----

0008 100012 CHESHIRE 10 0

TOTALS 10

PERCENT OF TOTAL 100.00

I certify the votes recorded on this abstract correctly summarize the tally of votes cast at the May 17, 2005 Special Election.



Annette K. Newingham
Chief Deputy County Clerk
Dated this 3rd day of June, 2005



OFFICIAL CANVASS

MAY 17, SPECIAL ELECTION
LANE COUNTY, OREGON

RUN DATE:06/01/2005 04:46 PM

Dir Zone 5 MONROE SCHOOL DISTRICT #1J School Dst

VOTE FOR 1

	W	
	R	
T S	I	
O T	T	
N R	E	
Y O	-	
	D	I
	A	N
	-----	-----
0008 100012 CHESHIRE	11	0

TOTALS 11

PERCENT OF TOTAL 100.00

I certify the votes recorded on this abstract correctly summarize the tally of votes cast at the May 17, 2005 Special Election.

Annette K. Newingham
Chief Deputy County Clerk
Dated this 3rd day of June, 2005



OFFICIAL CANVASS

MAY 17, SPECIAL ELECTION
LANE COUNTY, OREGON

RUN DATE:06/03/2005 10:58 AM

Dir Pos 1 MONROE RURAL FIRE PROTECTION DISTRICT

VOTE FOR 1

	G	C	D	
	E	A	W	
	O	U	R	
	R	G	I	
G	K	G	H	T
R	L	E	E	E
E	E	R	-	
G	I	T	I	
N		Y	N	
----	----	----	----	
0008 100012 CHESHIRE	6	17	0	
TOTALS	6	17		
PERCENT OF TOTAL	26.08	73.91		

I certify the votes recorded on this abstract correctly summarize the tally of votes cast at the May 17, 2005 Special Election.

Annette K. Newingham
Annette K. Newingham
Chief Deputy County Clerk

Dated this 3rd day of June, 2005



OFFICIAL CANVASS

MAY 17, SPECIAL ELECTION
LANE COUNTY, OREGON


RUN DATE:06/03/2005 11:07 AM

Dir Pos 4 MONROE RURAL FIRE PROTECTION DISTRICT

VOTE FOR 1

	R	B	W	R		
	O	A	D	L	R	I
	B	T	A	A	A	T
	E	E	V	I	E	E
	R	M	E	N	-	
	T	A	E	I		
	N	Y	N			
	----	----	----	----		
0008 100012 CHESHIRE		8	15			0
TOTALS		8	15			
PERCENT OF TOTAL		34.78	65.21			

I certify the votes recorded on this
abstract correctly summarize the tally
of votes cast at the May 17, 2005
Special Election.



Annette K. Newingham
Chief Deputy County Clerk
Dated this 3rd day of June, 2005



OFFICIAL CANVASS

MAY 17, SPECIAL ELECTION
LANE COUNTY, OREGON

RUN DATE:06/03/2005 11:07 AM

Dir Pos 5 MONROE RURAL FIRE PROTECTION DISTRICT

VOTE FOR 1

		W	
K	W	O	R
E	A		I
N	K		T
N	E		E
E	S		-
T			I
H			N
		-----	-----

0008 100012 CHESHIRE 18 0

TOTALS 18

PERCENT OF TOTAL 100.00

I certify the votes recorded on this abstract correctly summarize the tally of votes cast at the May 17, 2005 Special Election.

Annette K. Newingham

Annette K. Newingham
Chief Deputy County Clerk
Dated this 3rd day of June, 2005



VOTE FOR 1

	BR	AL	RI	OV	UV
	LO	RA	IT	VO	NO
	AD	NR	E	ET	DT
	KM	OS	-	RE	EE
	EA	LO	I	RE	EE
	N	DN	N	S	RS
0018 PRECINCT 40	0	0	0	0	0
0020 PRECINCT 44	105	78	0	0	14
CANDIDATE TOTALS	105	78			14
CANDIDATE PERCENT	53.29	39.59			7.10

CORVALLIS SCHOOL DIST 509J POS 4

WITH 2

VOTE FOR 1

	MD	JT	RI	OV	UV
	AO	OU	IT	VO	NO
	TN	HR	E	ET	DT
	TO	NM	-	RE	EE
	HH	EA	I	RE	EE
	EU	A	I	RE	EE
	WE	N	N	S	RS
0018 PRECINCT 40	0	0	0	0	0
0020 PRECINCT 44	93	70	0	4	30
CANDIDATE TOTALS	93	70		4	30
CANDIDATE PERCENT	47.20	35.53		2.03	15.22

NAME HEADING CANVASS

LINN COUNTY, OREGON
SPECIAL ELECTION
MAY 17, 2005

RUN DATE:05/31/05 03:35 PM

CORVALLIS SCHOOL DIST 509J POS 5

WITH 2

VOTE FOR 1

	HZH	RI	OV	UV
	EI	IT	VO	NO
	LG	E	ET	DT
	NI	-	RE	EE
	N	I	RE	EE
	S	N	S	RS
0018 PRECINCT 40	0	0	0	0
0020 PRECINCT 44	146	2	0	49
CANDIDATE TOTALS	146	2		49
CANDIDATE PERCENT	74.11	1.01		24.87

CORVALLIS SCHOOL DIST 509J POS 6

WITH 2

NAME HEADING CANVASS

LINN COUNTY, OREGON
SPECIAL ELECTION
MAY 17, 2005

RUN DATE: 05/31/05 03:35 PM

CORVALLIS SCHOOL DIST 509J POS 5

WITH

VOTE FOR 1

H Z H	W		
E . I	R		
L G T	I		
E P E		D V U V	
N I		V O N O	
		E E D T	
S	N	S	R S

0018 PRECINCT 40

0020 PRECINCT 44

	0	0	0	0
CANDIDATE TOTALS	146	2	0	49
CANDIDATE PERCENT	74.11	1.01		24.87

CORVALLIS SCHOOL DIST 509J POS 6

WITH

VOTE FOR 1

D M K	T	D V U V	
O . E	E	V O N O	
N I		E T D T	
N M	I	R E E E	
A	N	S	R S

0018 PRECINCT 40

0020 PRECINCT 44

	0	0	0	0
CANDIDATE TOTALS	144	0	0	53
CANDIDATE PERCENT	73.09			26.90

CORVALLIS RURAL F.P. DIST POS 1

WITH 4 OF

VOTE FOR 1

	T H O M A S S O N	E L S O N	I N T E R N E T I O N A L	O V E R S E E S	U N D E R S E E S
0003 PRECINCT 19	34	1	0	1	
0018 PRECINCT 40	0	0	0	0	
0020 PRECINCT 44	135	0	0	50	
0023 PRECINCT 47	2	0	0	0	
CANDIDATE TOTALS	171	1		51	
CANDIDATE PERCENT	76.68	.44		22.86	

CORVALLIS RURAL F.P. DIST POS 2

WITH 4 OF

VOTE FOR 1

	H A L L E Y	L I N E N	W R I T T E N	O V E R S E E S	U N D E R S E E S
0003 PRECINCT 19	34	1	0	1	
0018 PRECINCT 40	0	0	0	0	
0020 PRECINCT 44	132	0	0	53	
0023 PRECINCT 47	2	0	0	0	
CANDIDATE TOTALS	168	1		54	
CANDIDATE PERCENT	75.33	.44		24.21	

SPECIAL ELECTION
MAY 17, 2005

RUN DATE:05/31/05 03:35 PM

CORVALLIS RURAL F.P. DIST POS 5

WITH 4-1

VOTE FOR 1

	W R I T T E R N S R S	B N D E I N S	V O E T R E S	U V N D T E E S
0003 PRECINCT 19	34	1	0	1
0018 PRECINCT 40	0	0	0	0
0020 PRECINCT 44	135	0	0	50
0023 PRECINCT 47	2	0	0	0
CANDIDATE TOTALS	171	1	0	51
CANDIDATE PERCENT	76.68	.44		22.86

NAME HEADING CANVASS

POLK COUNTY, OREGON
DISTRICT ELECTION
MAY 17, 2005

RUN DATE: 05/31/05 03:20 PM

REPORT-EL111 PAGE 0008

PERRYDALE SCHOOL DIST 21 POS 3

VOTE FOR 1

	B I L L M E Y E R	K W E E I N C H L E R	W R I T T E I N S	O V O E T R E S	U V N O D T E E R S
0102 PRECINCT 102	34	17	0	0	2
0106 PRECINCT 106	122	64	0	0	0
CANDIDATE TOTALS	156	81			2
CANDIDATE PERCENT	65.82	34.17			

PERRYDALE SCHOOL DIST 21 POS 5

VOTE FOR 1

	C M H I L L S E R	W R I T T E I N S	O V O E T R E S	U V N O D T E E R S
0102 PRECINCT 102	37	2	0	14
0106 PRECINCT 106	131	4	0	51
CANDIDATE TOTALS	168	6		65
CANDIDATE PERCENT	96.55	3.44		

PHILOMATH SCHOOL DIST 17J POS 1

VOTE FOR 1

	J B O O H O N K E R M M S E N	J D I A R C I A M I A N R	B A R A I R C H T R O D	W R I T T E I N S	O V O E T R E S	U V N O D T E E R S
0152 PRECINCT 152	0	0	2	2	0	0
CANDIDATE TOTALS			2	2		
CANDIDATE PERCENT			50.00	50.00		

CERTIFIED TO BE A TRUE AND
CORRECT COPY OF THE ORIGINAL
VALERIE UNGER, Polk County Clerk

By Codi Judell Deputy



NAME HEADING CANVASS

POLK COUNTY, OREGON
DISTRICT ELECTION
MAY 17, 2005

RUN DATE: 05/31/05 03:20 PM

REPORT-EL111 PAGE 0009

PHILOMATH SCHOOL DIST 17J POS 3

VOTE FOR 1

B A	W				
E N	R				
T D	I				
S E	T	O V	U V		
Y R	E	V O	N O		
S	-	E T	D T		
O	I	R E	E E		
N	N	S	R S		
-----	-----	-----	-----		
4	0	0	0		

0152 PRECINCT 152	
CANDIDATE TOTALS	4
CANDIDATE PERCENT	100.00

CERTIFIED TO BE A TRUE AND
CORRECT COPY OF THE ORIGINAL
VALERIE UNGER, Polk County Clerk

By Codi Judell Deputy



PHILOMATH SCHOOL DIST 17J POS 4

VOTE FOR 1

D E	M L S	W			
A R	A . L	R			
V I	R I	I			
I C	I Z	T	O V	U V	
D K	L E	E	V O	N O	
S	Y S	-	E T	D T	
O	N K	I	R E	E E	
N	I	N	S	R S	
-----	-----	-----	-----	-----	
0	4	0	0	0	

0152 PRECINCT 152	
CANDIDATE TOTALS	4
CANDIDATE PERCENT	100.00

SALEM-KEIZER SCHOOL DIST 24J ZONE 1

VOTE FOR 1

	C A		W		
	H R		R		
S E	A N	B M	T	O V	U V
T V	R E	O I	E	V O	N O
E A	L S	B N	-	E T	D T
V N	I T	B K	I	R E	E E
E S	E	Y	N	S	R S
-----	-----	-----	-----	-----	-----

0102 PRECINCT 102	42	25	27	0	0	18
0118 PRECINCT 118	155	102	103	1	0	21
0122 PRECINCT 122	19	13	12	2	0	2
0134 PRECINCT 134	476	204	221	2	3	28
0144 PRECINCT 144	407	160	223	2	5	24
0146 PRECINCT 146	305	181	248	3	1	32
0154 PRECINCT 154	0	0	0	0	0	0
CANDIDATE TOTALS	1404	685	834	10	9	125
CANDIDATE PERCENT	47.86	23.35	28.43	.34		

NAME HEADING CANVASS

POLK COUNTY, OREGON
DISTRICT ELECTION
MAY 17, 2005

RUN DATE: 05/31/05 03:20 PM

REPORT-EL111

PAGE 0015

HOSKINS-KINGS VLY RURAL FIRE DIST POS 3

VOTE FOR 1

	J	B			
	A	R			
	N	A			
	E	N	W		
	D		R		
	E	I			
	N	T	O	V	U
	B	E	V	O	N
	U	-	E	T	D
	R	I	R	E	E
	G	N	S		R
					S
0118 PRECINCT 118		0	0	0	0
0152 PRECINCT 152		4	0	0	0
CANDIDATE TOTALS		4			
CANDIDATE PERCENT	100.00				

HOSKINS-KINGS VLY RURAL FIRE DIST POS 4

VOTE FOR 1


			W		
			R		
			I		
	B	B	T	O	V
	E	O	E	V	O
	T	R	-	E	T
	S	E	I	R	E
	Y	N	N	S	
					R
					S
0118 PRECINCT 118		0	0	0	0
0152 PRECINCT 152		4	0	0	0
CANDIDATE TOTALS		4			
CANDIDATE PERCENT	100.00				

HOSKINS-KINGS VLY RURAL FIRE DIST POS 5

VOTE FOR 1

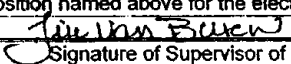
			W		
			R		
			I		
			T	O	V
			E	V	O
			-	E	T
			I	R	E
			N	S	
					R
					S
0118 PRECINCT 118		0	0	0	0
0152 PRECINCT 152		0	0	4	0

CERTIFIED TO BE A TRUE AND
CORRECT COPY OF THE ORIGINAL
VALERIE UNGER, Polk County Clerk
By Codi Judell Deputy



OFFICIAL RESULTS OF WRITE-IN BALLOT COUNTS FOR MAY 17, 2005 BENTON COUNTY ELECTIONS									
NAME OF DISTRICT IS: ALSEA RURAL FIRE PROTECTION DISTRICT									SEL 900
POSITION OR ZONE NUMBER IS: POSITION ONE									
PRECINCT NUMBER IS: 14									
PAGE 1 OF 1									
NAME OF WRITE-IN	5	10	15	20	25	30	35	40	TOTAL
Chris Levitt	I								1
Adam Schrieber	I								1
Chris leavitt	IV								5
Chris Levett	I								1
John Clark	III								3
George Spears	III								4
Joe Van Horn	I								1
George Foster	I								1
R. G. Spears	I								1
Robert Webb	I								1
Adrian Stone	I								1
Gary Haley	I								1
Kathy Koetz	II								2
Tim O'Neil	I								1
Ann Webb	I								1
Rolfe Hagen	I								1
Dan O'Connell	I								1
Kris leavitt	I								1
									28
NOT TALLIED BY MACHINE									

I certify the votes recorded on this abstract correctly summarize the tally of votes cast in the district and position named above for the election of May 17, 2005.


 Signature of Supervisor of Elections

Date Certification completed May 19, 2005

**OFFICIAL RESULTS OF WRITE-IN BALLOT COUNTS
FOR MAY 17, 2005 BENTON COUNTY ELECTIONS**

NAME OF DISTRICT IS: **ALSEA RURAL FIRE PROTECTION DISTRICT**
 POSITION OR ZONE NUMBER IS: **POSITION THREE** SEL 900
 PRECINCT NUMBER IS: **14**
 PAGE 1 OF 1

NAME OF WRITE-IN	5	10	15	20	25	30	35	40	TOTAL
George Spears	III	III							8
Walter Hendrix	I								1
Ron DeYoung	I								1
Chris Leavett	I								1
Willie Wilson	I								1
Bill Smith	I								1
Ron DeYoung	III								3
Chris Leavitt	III								3
Tim Pearson	III								3
Cleve Jackson	I								1
Brian Leavitt	I								1
Ivan Bedelt	I								1
Carol DeYoung	I								1
John Koetz	I								1
Kathy Koetz	I								1
John Clark	I								1
Tim O'Neil	I								1
Gary Haley	I								1
NOT TALLIED BY MACHINE									

I certify the votes recorded on this abstract correctly summarize the tally of votes cast in the district and position named above for the election of May 17, 2005.

Jim Van Buren

Signature of Supervisor of Elections

Date Certification completed May 19, 2005

**OFFICIAL RESULTS OF WRITE-IN BALLOT COUNTS
FOR MAY 17, 2005 BENTON COUNTY ELECTIONS**

NAME OF DISTRICT IS: **HOSKINS-KINGS VALLEY RURAL FIRE**
 POSITION OR ZONE NUMBER IS: **POSITION FIVE** SEL 900
 PRECINCT NUMBER IS: **15**
 PAGE 1 OF 1

NAME OF WRITE-IN	5	10	15	20	25	30	35	40	TOTAL
Joseph Fulton	11								2
Richard Kwells	1								1
Joseph Fulton did not respond as a write-in candidate. Dateline has now passed. Position is vacant as of June 17, 2005.									
									3
NOT TALLIED BY MACHINE									


I certify the votes recorded on this abstract correctly summarize the tally of votes cast in the district and position named above for the election of May 17, 2005.

 Signature of Supervisor of Elections
 Date Certification completed May 19, 2005

OFFICIAL RESULTS OF WRITE-IN BALLOT COUNTS FOR MAY 17, 2005 BENTON COUNTY ELECTIONS	
NAME OF DISTRICT IS:	PALESTINE RURAL FIRE PROTECTION DISTRICT
POSITION OR ZONE NUMBER IS:	POSITION ONE
PRECINCT NUMBER IS:	18
SEL 900	
PAGE 1 OF 1	

NAME OF WRITE-IN	5	10	15	20	25	30	35	40	TOTAL
Roger Wylie *	1								
Katherine Powell	1								
Katherine Powell did not respond as a write-in candidate. Dateline has now passed. Position is vacant as of June 17, 2005.									
* Lives in the North Albany Rural Fire district - Not Qualified to serve in Palestine Rural Fire District.									
JB									
	2								
NOT TALLIED BY MACHINE									

I certify the votes recorded on this abstract correctly summarize the tally of votes cast in the district and position named above for the election of May 17, 2005.


 Signature of Supervisor of Elections
 Date Certification completed May 19, 2005